



LIBRARIES

UNIVERSITY OF WISCONSIN-MADISON

Wisconsin men's basketball 2002-2003 media guide. 2002

Madison, Wisconsin: UW Sports Information Office, 2002

<https://digital.library.wisc.edu/1711.dl/62X7CYZCX7PUD83>

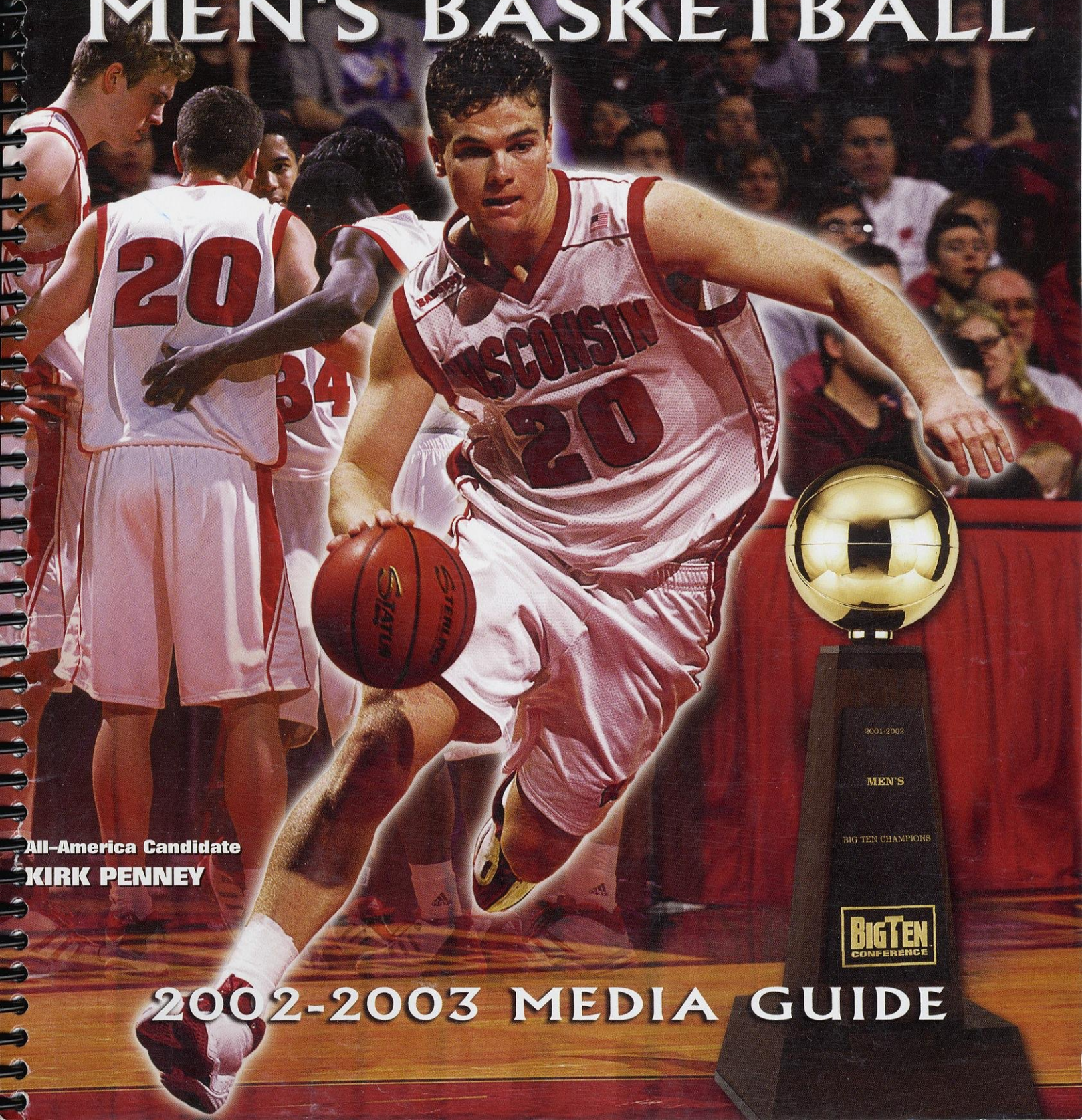
<http://rightsstatements.org/vocab/InC/1.0/>

The libraries provide public access to a wide range of material, including online exhibits, digitized collections, archival finding aids, our catalog, online articles, and a growing range of materials in many media.

When possible, we provide rights information in catalog records, finding aids, and other metadata that accompanies collections or items. However, it is always the user's obligation to evaluate copyright and rights issues in light of their own use.

WISCONSIN

MEN'S BASKETBALL




All-America Candidate
KIRK PENNEY


2002-2003 MEDIA GUIDE




WISCONSIN BADGERS




**DAVE
MADER**



**FREDDIE
OWENS**



**MIKE
WILKINSON**



**DEVIN
HARRIS**

TABLE OF CONTENTS

Table of Contents1
 2002 Big Ten Champions2-3
 Badgers in the Postseason4-5
 The UW Tradition6
 Television Exposure7
 The Kohl Center8-9
 Gameday at Wisconsin10-11
 Great Competition12
 Great Destinations13
 The Big Ten Conference14-15
 Badgers in the Pros16

Media Information

Coverage Guidelines18-19
 Reference20
 UW Sports Information21
 The Kohl Center22
 Tournament Brackets23
 Badgers on TV24
 Badgers on Radio25
 The Badger Fund26
 Scholarship Endowments27
 Primary Media28

Meet The Badgers

Season Outlook30-31
 2002-03 Rosters33
 Radio/T.V. Roster34
 Kirk Penney34-35
 Dave Mader36-37
 Freddie Owens38-39
 Ike Ukawuba40-41
 Deandre Buchanan42-43
 Clayton Hanson44-45
 Devin Harris46-47
 Mike Wilkinson48-49
 Jason Chappell50
 John Emerson51
 Andreas Helmigk52
 Ray Nixon53
 Alando Tucker54
 Boo Wade55
 Career Game-by-Game Stats56-58

Personnel

Head Coach Bo Ryan60-63
 Assistant Coach Rob Jeter64
 Assistant Coach Tony Bennett65
 Assistant Coach Greg Gard66
 Dir. of Bball. Oper. Saul Phillips67

Support Staff68
 UW Management Team69
 Athletic Department Staff70-71
 Wisconsin Head Coaches72

2002-03 Opponents

NABC Classic74-75
 UW-Milwaukee76
 UW-Green Bay77
 Wake Forest78
 UNLV79
 New Hampshire80
 Marquette81
 Texas Southern82
 Ohio83
 Temple84
 Chicago State85
 Michigan86-87
 Illinois88-89
 Minnesota90-91
 Ohio State92-93
 Iowa94-95
 Northwestern96-97
 Penn State98-99
 Purdue100-101
 Michigan State102-103
 Indiana104-105
 Big Ten Schedule106-107
 Sports Information Contacts108

2001-02 Review

Season Notes110-113
 2001-02 Results114
 2001-02 Statistics115
 Game-by-Game Statistics116
 Team Highs & Lows117
 Individual Highs118
 Season Boxscores119-129
 Big Ten Statistics130-132

UW Records

Team Records134-137
 Winning Streaks/Best Starts138
 Opponent Records139
 Individual Records140-147
 1,000-Point Scorers148-151
 30-Point Performances152
 Kohl Center Records153
 Yearly Stats Leaders154-156

History

104 Yrs. of Badger Hoops158-162
 Honors and Awards163-165
 All-Americans166-167
 Badgers in the NBA168
 NCAA Tourney Records169-172
 1941 NCAA Champions173
 2000 Final Four174
 NCAA Tourney Boxscores175-179
 UW in the NIT180
 UW in the Big Ten Tourney181-182
 UW & the A.P. Poll183-185
 Overtime Games186
 Comeback Wins187
 The Last Time188
 All-Time Results189-200
 All-Time Series Scores201-206
 Wisconsin vs. the Conferences207
 Year-by-Year Records208-209
 Year-by-Year Statistics210-211
 Season Stats Since 1984-85212-213
 Past UW Coaches214-215
 Letterwinners216-218
 All-Time Lineups219-220

CREDITS




The 2002-03 Wisconsin Basketball Media Guide is a publication of the UW Sports Information office. The guide was written, edited and designed by Assistant SID Brian Lucas. Additional editorial and research assistance from SID Justin Dougherty, Associate SID Diane Nordstrom, Assistant SID Julie Kluge, SID Intern Dan Uttech and student assistants Laura Behnke, Conor Caloia, Lisa Otradovec and Allison Wachs.

Designed by Barry Carlsen, University Communications.

Front cover photos by David Stluka and Larsen Photography. Back and inside front cover photos by Stluka. Photos inside by Stluka, Greg Anderson, Jeff Miller, Del Brown, Ron Jahnke, John Urban, Brian Lucas and the Dallas Mavericks.

2002 BIG TEN CHAMPIONS ...

ON WISCONSIN



BADGERS GRAB SHARE OF BIG TEN TITLE

Bo knows champions

Lopsided victory nails it down

By MARK STRAUSS
The Wisconsin Badgers' victory over Michigan on Wednesday night in the Big Ten Championship Game in Indianapolis, Ind., was a triumph for Coach Bo Ryan and his team.

WISCONSIN MICHIGAN

Bo Ryan's Badgers defeated the Wolverines 74-59 in a lopsided victory on Wednesday night in Indianapolis, Ind. Ryan's team, which had a 14-11 record in the regular season, was led by senior forward Steve Novak, who scored 20 points and grabbed 11 rebounds.

SPORTS
Wisconsin State Journal

Top of the Big Ten

UW clinches share of title, top seed for tournament

BADGERS BY THE NUMBERS

4
Badgers finished the regular season with a 14-11 record. The team's 11 wins were the most in the conference.

2.9
The Badgers' average points per game in the regular season was 75.8.

10
The Badgers' average rebounds per game in the regular season was 32.0.

11
The Badgers' average assists per game in the regular season was 11.1.

BY THE FRESHMAN
Novak's performance in the championship game was a key factor in the Badgers' victory.

THEY'RE FRESH, THEY'RE HOT
Novak's performance in the championship game was a key factor in the Badgers' victory.

Photo on Top, Page C1
50 PIV
LW cut

A SEASON TO REMEMBER

When Wisconsin started the 2001-02 season 1-4, not many people new what to expect from the remainder of the season. What almost no one could have forecasted was the Badgers hoisting the Big Ten trophy at the end of the regular season. But that's exactly what happened as the UW rebounded from that tough start to win 15 of its final 20 regular-season games.

Included among those victories were some very memorable games. State rival Marquette came to the Kohl Center riding a perfect 10-0 record and ranked among the top 15 in the country. The Golden Eagles left with an 86-73 loss after Kirk Penney exploded for 33 points.

The beginning of the Big Ten season proved to be prophetic as conference favorite Illinois traveled to Madison in early January armed with a No. 7 ranking. Not to be intimidated, the Badgers made off with the biggest win of the Bo Ryan era (the first of many during the season) 72-66.



One week later, the UW traveled to East Lansing, Mich., attempting to do what no team had done in almost four years, beat Michigan State at home. The Badgers, on Freddie Owens' basket with 25 seconds left,

did just that, ending the Spartans' Big Ten-record 53-game home-winning streak.

The Badgers were exceeding expectations most of the season but it wasn't until a four-day span in the middle of February when the country started to take notice. It started with another streak-ending road victory, this time a 64-63 victory at Indiana on Feb. 13. Wisconsin had not one in Bloomington since 1977 (when Bo Ryan was an assistant at UW), a span of 22 games.

The following Saturday afternoon at Minnesota, Penney put on a show that may not be soon duplicated. With the Badgers trailing by as many as 13 points in the second half, Penney erupted for 27 points over the final 15:31 of the game to carry Wisconsin to a 67-62 win.

In all, the Badgers won their final six regular-season Big Ten games and earned the top seed in the Big Ten Tournament. Their 11-5 record in conference play was their best since going 10-4 in 1962. The Badgers went on to defeat St. John's in the first round of the NCAA tournament before falling to eventual national champion Maryland.



Kirk Penney and Bo Ryan were each honored after the season when the Big Ten announced its annual awards. Penney became the first Badger since Michael Finley to be a unanimous choice for first-team All-Big Ten honors, and just the fifth since 1948. Ryan was the first UW coach ever named Big Ten Coach of the Year.

ON WISCONSIN

BADGERS IN THE POSTSEASON ...





When Wisconsin earned an at-large bid to the 2002 NCAA Tournament, it marked the fourth consecutive year the Badgers had played in the "Big Dance." That is the first time in school history that the UW has made four straight tourney appearances.

The recent success of the Badger Basketball team is unparalleled in the history of the program. In the last 14 years, Wisconsin has earned a postseason invitation 10 times. Included in that run are six NCAA tournament appearances. The Badgers made national headlines during the 2000 Tournament when they defeated Fresno State, Arizona, LSU and Purdue on the way to their first Final Four since 1941.

Head coach Bo Ryan continued that tradition of success last year, becoming the first UW rookie coach to win an NCAA tournament game, leading the Badgers to an 80-70 victory over St. John's in the first round in Washington, D.C.

Right: Mike Kelley led the Badgers, a No. 8 seed entering the tournament, to the 2000 Final Four, upsetting three higher-seeded teams along the way.



Below: Mark Vershaw and Maurice Linton enjoy the celebration at Camp Randall Stadium following the UW's West Regional Final victory over Purdue.






Right: Travon Davis and Charlie Wills became the first UW players in history to appear in four NCAA tournaments when the Badgers advanced to the East Regional last season.

MAKING IT A HABIT

ON WISCONSIN



Clockwise from top: Trent Jackson averaged 19.1 points for the 1988-89 team that advanced to the second round of the NIT ... Ty Calderwood was the point guard for the Badgers' 1997 and 1999 NCAA tournament teams ... The 2002 Final Four banner hangs inside the Kohl Center ... Rashard Griffith teamed with Michael Finley in 1993-94 to guide the UW to its first NCAA tournament victory since 1947 ... Danny Jones teamed with Jackson to lead the Badgers to their first postseason appearance in 42 years. He left UW as the school's career scoring leader.




POSTSEASON HISTORY

(SINCE 1989)



1988-89	NIT Second Round
1990-91	NIT Second Round
1992-93	NIT First Round
1993-94	NCAA Tournament Second Round
1995-96	NIT Second Round
1996-97	NCAA Tournament First Round
1998-99	NCAA Tournament First Round
1999-2000	NCAA Tournament Final Four
2000-01	NCAA Tournament First Round
2001-02	NCAA Tournament Second Round

UW TRADITION


ON WISCONSIN




Badger stars past and present collided on Sept. 3, 2002 as New Zealand and Team USA squared off in the second round of the 2002 World Basketball Championship in Indianapolis. Team USA, after trailing 25-22 after one quarter, pulled away in the second half to win 110-62, limiting the Kiwis to just 20 points after half-time. Michael Finley (left) scored a game-high 20 points for Team USA while Kirk Penney (right) led New Zealand with 16.



The 2001 senior class was a part of three NCAA tournaments, including the run to the 2000 Final Four. They left UW after compiling a 74-54 record in four years.




Mike Kelley was named Big Ten Defensive Player of the Year in 1999 and earned all-NCAA West Regional honors in 2000, recording a tournament-best 19 steals as the Badgers advanced to the Final Four.



Head coach Bo Ryan continued the recent success of past UW coaches Steve Yoder, Stu Jackson, Dick Bennett and Brad Soderberg by leading UW to its 10th postseason appearance in 14 years. He was the first Wisconsin coach to be named Big Ten Coach of the Year after leading the Badgers to their first Big Ten Championship since 1947.



TELEVISION EXPOSURE



The Wisconsin basketball team is no stranger to national TV. Last year the Badgers made six appearances on either ESPN or CBS. This season, the UW has another six games slated to be televised by either CBS, ESPN or ESPN2. Wisconsin's games against Indiana on Feb. 15 and at Minnesota on March 2 will be carried by CBS. ESPN is televising the Badger games at Northwestern (Feb. 8), at home against Michigan State (Feb. 11) and at Iowa (Feb. 22). When the UW hosts Wake Forest on Dec. 4 in the Big Ten/ACC Challenge, ESPN2 will carry the game.

In addition, the Big Ten Tournament in Chicago is televised by ESPN and ESPN2 with the semifinals and final held on CBS. And every NCAA tournament game is broadcast live by CBS.

ON WISCONSIN



THE KOHL CENTER...

The home for Wisconsin basketball is the Kohl Center, the third-largest (17,142) arena in the Big Ten Conference.

The facility is named after U.S. Sen. Herb Kohl, a 1956 Wisconsin-Madison graduate who donated \$25 million toward the arena's construction. Kohl's gift is the single largest private donation in UW history.

Former all-Big Ten basketball player Albert "Ab" Nicholas and his wife, Nancy Johnson Nicholas, pledged \$10 million toward the project. For their generosity, the facility's practice gymnasium is called the Nicholas-Johnson Pavilion.

The Kohl Center, which cost \$76.4 million, also is home to UW women's basketball, ice hockey and numerous concerts, shows and sporting events.

Among the well-known dignitaries and performers who have already appeared at the Kohl Center are Elton John, 'N Sync, Tom Petty and the Heartbreakers, Shania Twain, the Moody Blues, John Mellencamp, Yanni, Cher, the Dave Matthews Band and the Dalai Lama.

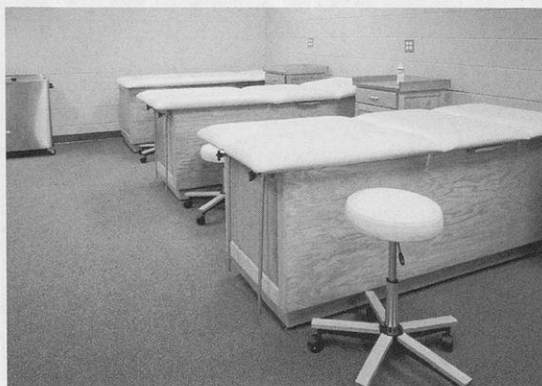



Kohl Center amenities include:

- Spacious, 2,200-square foot locker rooms
- 36 private suites
- Nicholas Suite with a 200-person capacity for hosting social gatherings
- a full-service retail store
- support staff facilities for equipment, strength and conditioning and athletic training
- UW Athletics Ticket Office
- offices for men's and women's basketball and men's hockey staffs
- spacious media room
- a 30,000 square foot loading dock



HOME OF THE BADGERS



ON WISCONSIN



GAMEDAY AT WISCONSIN ...

ON WISCONSIN

Wisconsin fans are legendary for their support of Badger athletics. It's no different when it comes to basketball. Since the beginning of the 1998-99 season, the first full year the Kohl Center was opened, the UW has ranked no lower than 11th nationally in attendance. Last year, Wisconsin averaged 16,528 fans per home game, good for sixth in the country. That was the second-best attendance in school history, topped only by the 2000-01 season average of 16,811.



Senior Day is a special event at Wisconsin. Last year, Travon Davis and his family were honored prior to the Northwestern game.



THE BEST FANS IN THE COUNTRY


ON WISCONSIN



An estimated 20,000 fans welcomed the Badgers back from Albuquerque in 2000 after the UW defeated Purdue to advance to the Final Four. The celebration, which took place after midnight, lasted almost 30 minutes.



Top: Bucky Badger is one of the most well-known mascots in the country. Along with the cheerleaders and dance team (left), they make up the UW spirit squad.



Below: Bill Ferrario and Dave Costa, both currently offensive linemen in the NFL, show their UW colors at a Badger basketball game.




GREAT COMPETITION ...

Over the past six seasons, few teams have played as difficult a schedule as Wisconsin. In addition to the always-grueling Big Ten slate, the Badgers have faced a number of highly successful non-conference foes.


Among the teams the UW has faced in regular season action are:

- | | |
|------------------|----------------|
| Butler | Fresno State |
| Georgia Tech | Illinois State |
| Marquette | Memphis |
| Maryland | Nebraska |
| New Mexico State | Oklahoma |
| Providence | Rhode Island |
| South Florida | Syracuse |
| Temple | Tennessee |
| Texas | UCLA |
| UNLV | Villanova |
| Virginia | Wake Forest |
| Xavier | |

After having the toughest schedule in the country (according to the Sagarin Ratings) in 1999-2000, the Badgers lined up against the third-toughest slate in 2000-01. This year, Wisconsin travels to UW-Green Bay (to open the Phoneix' new arena), Marquette and Temple and hosts Wake Forest, UNLV and Ohio (among others). The Badgers will also host the NABC Classic which includes Eastern Washington, Northern Illinois and Winthrop, an NCAA tournament team last year.



In addition to playing its three in-state rivals, Marquette, UW-Milwaukee (left) and UW-Green Bay each season, Wisconsin regularly takes on teams from conferences such as the ACC (Maryland, top right) and the SEC (Tennessee, right).




ON WISCONSIN

GREAT DESTINATIONS

One of the benefits of college athletics is traveling to new and exciting places to play your games. Besides all the wonderful atmospheres around the Big Ten, Wisconsin travels throughout the country to play its games and participate in tournaments.

Last year, the UW took part in the City Bank/ Aloha Airlines Big Island Invitational in Hawaii. The Badgers spent a week on the Big Island, first in Kona then in Hilo. It was Wisconsin's second trip to the Big Island Invitational, having been a part of the tournament in 1997 as well. The Badgers also played in the Maui Classic in 1997 and have also traveled to the Top of the World Classic in Fairbanks, Alaska.

The traveling isn't restricted to during the season. In the summer of 2000, the UW basketball team took a trip to Europe and spent nearly two weeks in Italy and Slovenia, playing four games against international competition.



ON WISCONSIN

THE BIG TEN CONFERENCE ...

Big Ten Universities...

- are members of the nation's only conference whose constituency is entirely composed of institutions that are members of the AAU, a prestigious association of major academic and research institutions in the United States and Canada.
- have more than 70 Nobel laureates as faculty, students or researchers.
- enroll students of whom over 41 percent have graduated in the top 10 percent of their high school class, while 74 percent graduated in the top quarter of their class.
- have more than 3,500,000 living alumni and over 320,000 undergraduate students attending Big Ten universities.
- typically receive more than 8,000 employers each year who conduct recruitment visits on Big Ten campuses.
- house on their campuses eight of the nation's 20 largest academic libraries. All of the Conference libraries are interconnected through an online library system (the Virtual Electronic Library).


Athletic Programs in the Big Ten Conference...

- provide an avenue for more than 140,000 young men and women to pursue higher education while competing in sports.

- had more than 7,500 student-athletes playing on over 260 teams in 2000-01. Those student-athletes received in excess of \$63 million in direct financial aid.
- graduate at a rate of 10 percent higher than all Division I student-athletes.
- annually recognized more than 1,300 student-athletes who achieved a "B" grade point average or better on the Academic All-Conference teams over the past six years, including a record total of 1,745 student-athletes during the 2000-01 school year.
- have won more than 185 team titles and 1,250 individual titles. In 1999-00, the Conference celebrated six NCAA team titles (men's soccer, women's volleyball, wrestling, men's basketball, fencing, men's gymnastics), the most for the Big Ten in the last 10 years.
- showcased more than 250 events that are televised nationally, regionally and locally last year, representing over 550 hours of programming.
- are among the national attendance leaders in football, men's and women's basketball, women's volleyball and wrestling. During the 2001-02 season, more than 7.5 million fans attended Big Ten home contests in those sports.



BIG TEN CONFERENCE™




BIG TEN MISSION STATEMENT

The Big Ten Conference is an association of 11 world-class universities whose member institutions share a common mission of research, graduate, professional and undergraduate teaching and public service. Intercollegiate athletics has an important place within the mission.

Founded in 1896, the Big Ten has sustained a comprehensive set of shared practices and policies that enforce the priority of academics in student-athletes' lives and emphasize the values of integrity, fairness and competitiveness. Big Ten universities provide in excess of \$63 million in athletic scholarship aid to more than 7,500 men and women student-athletes who compete for 25 championships, 12 for men and 13 for women. In total, Big Ten Conference institutions sponsor more than 250 athletic programs.

HOME OF CHAMPIONS



■ BIG TEN TOURNNEY RETURNS TO THE WINDY CITY

After a one-year hiatus, the Big Ten Men's Basketball Tournament returns to Chicago to crown the 2003 Tournament Champion at the United Center from March 13-16. The 2002 Tournament was played at the Conseco Fieldhouse in Indianapolis, which will also be the site of the 2004 event, while Chicago will host again in 2005.

The Big Ten Men's Basketball Tournament was first played in Chicago in 1998 and remained in the Windy City through its first four years of existence. The Tournament's first run at the United Center culminated with the 2001 Big Ten Tournament, as the Conference established a pair of records for total attendance (109,769) and average per session (21,954) during the four-day event.

The Conference posted sellout crowds of 18,996 at the Conseco Fieldhouse in each of the last four sessions of the 2002 event and totaled 94,402 fans through the turnstiles during the four-day affair. The League's average of 18,880 per session for the 2002 Big Ten Tournament rated third in the country behind the ACC (22,383) and Big East (19,093).

In its first five years of existence, the Big Ten Men's Basketball Tournament has welcomed more than 500,000 fans and issued over 3,200 media credentials. In addition, every Tournament game in the past five years has been televised live on CBS, ESPN, ESPN2 or ESPN Regional.

■ America's Premier Conference

The Big Ten Conference has accumulated the most Final Four appearances (39) and the second-most national titles (10) in college basketball history. The only other conference to reach double-figures in national championships is the Pac-10 with 15 titles while the ACC ranks second to the Big Ten with 35 national semifinal appearances. Since 1990, nine Big Ten teams have advanced to the Final Four led by Michigan State with three appearances. Michigan and Ohio State have each appeared in the national semifinals twice in that time period while Wisconsin reached the Final Four in 2000 and Indiana in 2002.

In the history of the NCAA Tournament, only five times have there been seven schools selected from one Conference in one year and four times those seven have been from the Big Ten (1990, 1994, 1999 and 2001). The only other time was in 1991 when the Big East earned seven spots.

■ National Attendance Leaders - 26 Years and Counting

Big Ten men's basketball led the nation in total attendance for the 26th straight season in 2001-02, as the Conference welcomed 2,258,255 total fans through the turnstiles, just shy of the national record the League set a year ago (2,342,022). The Big Ten also led the country with an average of 13,362 fans per contest. In conference tournament action, the League ranked third nationally with an average per session attendance of 18,880 at the 2002 Big Ten Tournament held at the Conseco Fieldhouse in Indianapolis, IN. The NCAA's final attendance numbers and rankings include both regular-season and conference tournament attendance.

The Big Ten broke the two-million mark in total attendance for the 10th straight season, as the League played host to 2,163,853 patrons in 164 regular-season games, the third-highest total in Conference annals. That total includes 71 sellouts, the most full houses since 1996 (77). Only one other conference was able to draw two million fans this past season, as the SEC (which includes 12 institutions) rated second with 2,094,195. The Big Ten's average attendance of 13,362 per contest also led the nation, followed by the SEC (10,907).

■ Spreading the Wealth

Over the last 10 seasons, six different schools have earned at least a share of the Big Ten Championship. Since the 1992-93 campaign, Michigan State leads all League schools with four titles ('98, '99, '00, '01) while Illinois ('98, '01, '02) and Purdue ('94, '95, '96) have both earned three crowns. Indiana ('93, '02) and Ohio State ('00, '02) both brought home a pair of championships over the last 10 years while Wisconsin earned its first title in more than 50 years last season.




BADGERS IN THE PROS

ON WISCONSIN


Over the years, Wisconsin has had a number of players go on and play professionally once their days in Madison are done. The most well-known of those former UW players is Dallas Mavericks star Michael Finley. A two-time all-star, Finley was also a member of the US team that competed at the 2002 World Basketball Championships and went head-to-head with current Badger star Kirk Penney.

This season, three other former Badgers are in NBA training camps hoping to catch on. Mark Vershaw, a UW player from 1998-2001, is in camp with the Memphis Grizzlies. Paul Grant (1997) led the Asheville Altitude of the National Developmental Basketball League in scoring last year and is getting a tryout with the Utah Jazz. He was originally a No. 1 draft pick of the Minnesota Timberwolves coming out of college. Sean Daugherty, who was a member of the Badgers from 1995-98, is in the Sacramento Kings' camp. Daugherty played in both the ABA and the NBDL last year.


Besides Finley and Grant, the Badgers have had three other No. 1 draft picks. Wes Matthews was a first-rounder in 1980, Albert Henry in 1970 and Don Rehfeldt was the second pick overall in 1950.



Right: Mark Vershaw started the 2002-03 season in the Memphis Grizzlies' training camp. Former Badger Scott Roth is an assistant with Memphis.




Left: Paul Grant, who played last year with the Asheville Altitude in the NBDL, was in the Utah Jazz' camp as the season opened. Grant led Asheville with 11.0 points per game last year and chipped in 5.6 boards per contest.



MEDIA INFORMATION

- Pgs. 18-19 - Coverage Guidelines
- Pg. 20 - Reference
- Pg. 21 - UW Sports Information Office
- Pg. 22 - The Kohl Center
- Pg. 23 - Tournament Brackets
- Pg. 24 - The Badgers on TV
- Pg. 25 - The Badgers on Radio
- Pg. 26 - The Badger Fund
- Pg. 27 - Scholarship Endowments
- Pg. 28 - Primary Media List



COVERAGE GUIDELINES

■ Game Credentials

Requests for credentials may be placed with Brian Lucas of the UW Sports Information Office in writing, at least one week in advance. Requests should be made on company letterhead. Those requests can be mailed to: UW Sports Information Office, 1440 Monroe Street, Madison, WI 53711 or faxed to (608) 262-8184. Upon receipt of applications, appropriate credentials are either mailed, or made available at the Sports Information Office or with the parking attendant (white vehicle) at the entrance to Lot 91 off of Bedford Street, just east of the Kohl Center.

Credentials will be issued according to the following priority guidelines: 1) National publications and newspapers filing for the following day's publication. 2) Newspapers designated by the visiting sports information director. 3) Television and radio stations originating a live broadcast. 4) Television and radio stations covering for nightly news. 5) All other requests will be evaluated on a space-available basis, with preferences given to those who regularly cover Wisconsin basketball.

Spouses, dates, children and other non-workers are not allowed in any of the media areas.

■ Scouting Tickets

As per Big Ten policy, professional basketball scouts must purchase tickets through the UW Ticket Office (1-800-GO-BADGERS or 608-262-1440).

■ Parking

A limited number of media parking passes are available. They will be issued on a priority basis similar to the guidelines for the issuance of credentials. Media parking at the Kohl Center is on the East side of the building along Frances Street as well as in Lot 91. The media entrance is on the northeast corner of the Kohl Center.

■ Visiting Radio

Each visiting radio station admitted for broadcast should contact the UW Sports Information Office at least one week prior to the game they wish to cover. If credentials are not mailed, they may be picked up at the Sports Information Office.

Visiting radio talent works from a court-side location at the Kohl Center.

■ Photographers

The University of Wisconsin follows NCAA and Big Ten guidelines regarding event photography. Floor photo passes are limited to daily newspaper, wire service and television photographers. Photographers must display their credentials prominently at all times and must work from either the southeast or northwest corners of the baseline. Photographers are not permitted along the length of the floor.

■ Practice Coverage

Wisconsin basketball practices for the fall semester will run from approximately 1:30-4 p.m. Practice will be open to the media after 3 p.m. Members of the media are asked to watch Kohl Center practices from the arena seats and practices in the Nicholas-Johnson Pavilion from the designated seating on the south side of the facility. Still and video photographers shooting practice are asked to remain off

the court and away from the vicinity of workouts. Gameday practice sessions are closed.

■ Player Interviews

Badger players are normally available for interviews after practices once before each game during the season.


All interviews should be arranged through the Sports Information Office. Please contact Brian Lucas at the SID Office (608-263-5052) or prior to the end of practice to secure interviews. No interviews will be granted the day of a game, with the exception of postgame interviews.

Players' telephone numbers will not be made available to the media, and players have been instructed not to conduct interviews when contacted by phone without prior approval from a member of the Sports Information Office. For out-of-town reporters, requests for collect-call telephone interviews may be made with Brian Lucas of the Sports Information Office.

■ Coach Ryan Interviews

Head coach Bo Ryan will normally be available for interviews for approximately 15-20 minutes after practice.

Additionally, Ryan holds a weekly media conference throughout the season. These sessions are generally at 1 p.m. in



COVERAGE GUIDELINES

the "W" Club Room in Camp Randall Stadium or the media room at the Kohl Center. Live video streaming of these press conferences will be available on the UW athletic department website, WWW.UWBADGERS.COM

Contact Brian Lucas in the Sports Information Office to arrange an interview with Bo Ryan.

■ Big Ten Teleconference

The Big Ten will hold a weekly teleconference with the league's head coaches beginning in January. Specific times were not available at the time this publication was printed. Contact Brian Lucas or the Big Ten Conference (847-696-1010) for details.

■ Press Row Services

The primary working area (approximately 50 seats) for the media at the Kohl Center is located at court level on the east side of the floor. There also is an auxiliary media area on the second level (Section 208) of the Kohl Center that can accommodate an additional 32 seats. Television and radio broadcasters all work from the court level location.


Media are provided with several statistics monitors along the court level area. Halftime boxes and play-by-play are delivered to both working media locations by the Sports Information staff.

■ Media Workroom

The Kohl Center is equipped with a large media workroom that contains the following:

- postgame interview area
- numerous working locations from which media can file stories
- platform for video cameras
- copy machine
- pre-game dining area
- kitchenette area where a pregame meal is served
- men's and women's restrooms.

Pregame notes, statistics and game programs are also available in the workroom.



Media may store personal belongings in the workroom from the time they arrive at the Kohl Center until after the game.

The workroom is located at the northeast corner of the arena with easy access to and from the court level press row. To access the workroom from outside the arena, just enter through the media gate and proceed down the stairs on your right.

■ Telephones

All requests for installation of phone lines should be made to Rex Owens at the Kohl Center (608-265-4705). Cost per line per event is \$100 (\$140 for an unrestricted analog line or an ISDN line). Seating locations are determined by the UW Sports Information Office. Several courtesy phones in the media room will be made available by the UW Sports Information Office.

■ Postgame Procedures

Head coaches and selected players will be made available in the media workroom's interview area following each home game. Generally, the visiting coach and/or players will be available first, followed by Badger coach Bo Ryan and Wisconsin players.

Contact Brian Lucas of the Sports Information Office for postgame proce-

dures on the road (vary from school to school). The Wisconsin locker room is closed to the media at home and on the road.

■ Important Locations

Sports Information Office — Located on the fourth floor of Camp Randall Stadium at roughly the 50-yard line.

Media Workroom — Located at court level in the Kohl Center (northeast corner of the arena).

Media Parking — Located along Frances Street or in Lot 91 (east of the Kohl Center). The entrance to lot 91 is located on Bedford Street.

Wisconsin Locker Room — Located at court level in the Kohl Center (northwest corner of the arena).

Visitors Locker Room — Located at court level in the Kohl Center (southwest corner of the arena).

Nicholas-Johnson Pavilion (practice facility) — Attached to the west side of the Kohl Center.

REFERENCE

MEDIA INFORMATION

Quick Facts

Location: Madison, WI 53711
Enrollment: 41,522
Colors: Cardinal and White
Nickname: Badgers
Conference: Big Ten
Home Arena: Kohl Center (17,142)
1st Game in Kohl Center: 1/17/98 vs. Northwestern
All-time Kohl Center Record: 48-13 (.787)
First Year of Basketball: 1898-99
All-time Record: 1,173-1,037 (.531)
Chancellor: John Wiley
Director of Athletics: Pat Richter
Phone: 608-262-1866
Head Coach: Bo Ryan (2nd year at Wisconsin)
Overall College Record: 402-116 (.776)
Overall Division I Record: 49-40 (.551)
Record at Wisconsin: 19-13 (.594)
2001-02 Record: 19-13 overall, 1-5 Big Ten (T1st)
Letterwinners Returning/Lost: 5/3
Starters Returning/Lost: 3/2

Sports Information Office

Assistant A.D./Communications: Steve Malchow
Sports Information Director: Justin Doherty
Doherty Home: 608-663-4780
Basketball Contact: Brian Lucas
Lucas Office: 608-263-5052
Lucas Cell: 608-513-3987
Lucas E-mail: bml@athletics.wisc.edu
Phone: 608-262-1811
FAX: 608-262-8184
Address: 1440 Monroe Street, Madison, WI 53711
Kohl Center Press Row: 608-265-4333

Basketball Office

Main Office Phone: 608-262-4597
FAX: 608-262-4872
Head Coach: Bo Ryan
Asst. Coaches: Rob Jeter, Tony Bennett and Greg Gard
Director of Basketball Operations: Saul Phillips
Program Assistants: Peg Cullen, Karen Gutzman and Laura Strang

Team Travel Headquarters

Following is a list of hotels at which the Badgers will be staying on the road this season.

UW-Green Bay (Nov. 29, one night)
 Regency Suites (Green Bay, Wis.)
 Phone: (920) 432-4555

Temple (Jan. 1, one night)
 Hilton Garden Inn (Philadelphia, Pa.)
 Phone: (215) 923-0800

Michigan (Jan 7, one night)
 Sheraton Ann Arbor
 Phone: (734) 996-0600 FAX: (734) 996-8136

Illinois (Jan. 10, one night)
 Holiday Inn Champaign (Champaign, Ill.)
 Phone: (217) 328-7900

Ohio State (Jan. 17, one night)
 Hyatt on Capital Square (Columbus, Ohio)
 Phone: (614) 228-1234 FAX: (614) 469-9664

Purdue (Feb. 4, one night)

University Inn (West Lafayette, Ind.)
 Phone: (800) 777-9808 FAX: (765) 497-3850

Northwestern (Feb. 7, one night)
 Doubletree Skokie (Skokie, Ill.)
 Phone: (847) 679-7000

Penn State (Feb. 18, one night)
 The Penn Stater (State College, Pa.)
 Phone: (814) 863-5000 FAX: (814) 865-8501

Iowa (Feb. 21, one night)
 Best Western Catebury (Coralville, Iowa)
 Phone: (800) 798-0400

Minnesota (March 1, one night)
 Crowne Plaza Northstar (Minneapolis, Minn.)
 Phone: (612) 338-2288 Fax: (612) 338-6194

Madison Travel Information

Hotels & Motels

The following hotels and motels are located within 10-15 minutes of the Wisconsin campus (area code is 608):

Best Western-Inn on the Park, 22 S. Carroll St.	257-8811
Best Western-InnTownner, 2424 University Ave.	233-8778
Best Western-Midway, 3710 E. Washington Ave.	244-2424
Best Western-West Towne Suites, 650 Grand Canyon Dr.	833-4200
Comfort Suites, 1253 John Q. Hammons Dr.	836-3033
Concourse Hotel, One W. Dayton St.	257-6000
Edgewater, 666 Wisconsin Ave.	256-9071
Fairfield Inn, 8212 Greenway Blvd.	831-1400
Hampton Inn East, 4820 Hayes Rd.	244-9400
Hampton Inn West, 516 Grand Canyon Dr.	833-3511
Holiday Inn Madison East, 3841 E. Washington Ave.	244-2481
Holiday Inn Southeast, 3521 Evan Acres Rd.	222-9121
Howard Johnson's, 525 W. Johnson St.	251-5511
Madison Inn, 601 Langdon St.	257-4391
Marriott, 1313 John Q. Hammons Dr.	831-2000
Quality Inn South, 4916 E. Broadway Ave.	222-5501
Radisson Inn, 517 Grand Canyon Dr.	833-0100
Residence Inn, 501 D'Onofrio Dr.	833-8333
Sheraton Inn, 706 John Nolen Dr.	251-2300

Airline Service

Madison is served by the Dane County Regional Airport, a 15-minute drive from the UW-Madison campus.

American Eagle	800-433-7300
ComAir (Delta)	800-354-9822
Midwest Express	800-452-2022
Northwest	800-225-2525
TWA Express	608-221-2000
USAir	800-245-1640
United	800-241-6522

Airport Auto Rental

Avis	800-831-2847
Budget	800-527-0700
Dollar	800-800-4000
Hertz	800-654-3131
National	800-227-7368

Taxi Service

Badger Cab	256-5566
Madison Taxi	255-8294
Union Cab	242-2000

SPORTS INFORMATION OFFICE




Steve Malchow
Assistant AD



Justin Doherty
Director



Tam Flarup
Website
Director



Diane Nordstrom
Associate Dir.



Julie Kluge
Assistant Dir.



Brian Lucas
Assistant Dir.



Paul Capobianco
Assistant

Steve Malchow Assistant AD/Comm.

Steve Malchow is in his second year as Assistant Athletic Director for Communications at Wisconsin after 11 years as the Badgers' Director of Men's Sports Information.

In his present role, Malchow coordinates the department's overall communication and public relations activities. He oversees sports information, media relations, internet and web site communications and print publication services for the 23-sport intercollegiate athletic department and its administrators, coaches and student-athletes.

A graduate of the University of Iowa (B.B.A., 1990), Malchow and his wife, Barb, reside in Madison. They had their first child, Bryce, in August.

Tam Flarup Dir. of Web Site Services

In a new role as Web Site Services Director, Tam Flarup begins her 26th year with the UW Athletic Department. The longtime director of women's sports information for 24 years, Flarup's primary duties are now to manage the content and design of Wisconsin's official web site, UWBADGERS.COM. She is also responsible for media support for UW women's basketball and men's and women's golf programs.

Flarup has been a member of the NCAA Communications Committee working every NCAA Women's Basketball Final Four since 1995. An Iowa native,

Flarup is a 1975 graduate of Iowa State University with a double major in journalism and physical education.

Justin Doherty Director

Justin Doherty is in his second season as sports information director at Wisconsin after spending the previous seven years as associate SID in the UW men's sports information office.

Doherty oversees sports information duties for Wisconsin's 23 varsity sports. He is the day-to-day contact for the Badger football squad. In his previous role at the UW, Doherty handled media relations for the Badger men's basketball team, including the program's trip to the 2000 NCAA Final Four. He also assisted with publicity for the football team.

Doherty is currently working towards his master's degree in journalism. He earned a bachelor's degree in journalism from Michigan State in 1988. Doherty and his wife, Martha, have a seven-year old daughter, Erin.

Diane Nordstrom Assoc. Director

Diane Nordstrom enters her 13th year as an associate sports information director at Wisconsin. She is the primary media contact for volleyball and the men's and women's track teams. She is also the department's publications coordinator.

Nordstrom has served as the host SID for the 1993 and 1998 NCAA Division I Women's Volleyball Championships and

several Big Ten Conference Championships, including last year's Big Ten Men's Outdoor Track and Field Championships. She is a 1984 graduate of Wisconsin with a B.A. in journalism.

Julie Kluge Asst. Director

Julie Kluge begins her 13th year as a full-time member of the UW Sports Information Office. She has worked for the Department of Athletics since 1984.

Kluge directs publicity for the Badger men's hockey and men's and women's tennis teams. She has served as the media director for the 1993 and 1997 NCAA Hockey Championships as well as the 1995 and 1999 West Regionals. Kluge is also an assistant media director at the Forzen Four each year.

A native of Benton, Wis., Kluge graduated from UW-Madison in 1988 with B.S. degrees in zoology and secondary education.

Brian Lucas Assistant

Brian Lucas is in his fourth year in the Wisconsin Sports Information Office, his second as the primary men's basketball contact. He also assists in the media relations for football and serves as the editor of both the football and men's basketball game programs. This season he is the primary contact for the men's and women's cross country teams as well.

As an intern at the UW, Lucas was responsible for several varsity sports during his first two years, including men's soccer and track. He was also the secondary

basketball contact during the Badgers' run to the NCAA Final Four in 2000, and assisted with football during the 2000 season.

Prior to coming to Wisconsin, Lucas worked one year as an intern in the Marquette Sports Information Office.

Lucas, 26, is a 1998 graduate of Notre Dame. He worked for three years in the Irish Sports Information Office. He is a native of Oceanside, N.Y.

Paul Capobianco Assistant

Paul Capobianco is in his fourth year as a member of the Wisconsin Sports Information staff. Serving as the main contact for women's ice hockey and the men's and women's open and lightweight crew programs, he also helps the WCHA women's league with its sports information duties.

A three-year letterwinner and member of Notre Dame's 1994 national championship fencing team, Capobianco graduated ND in 1996 with a B.S. in biology.

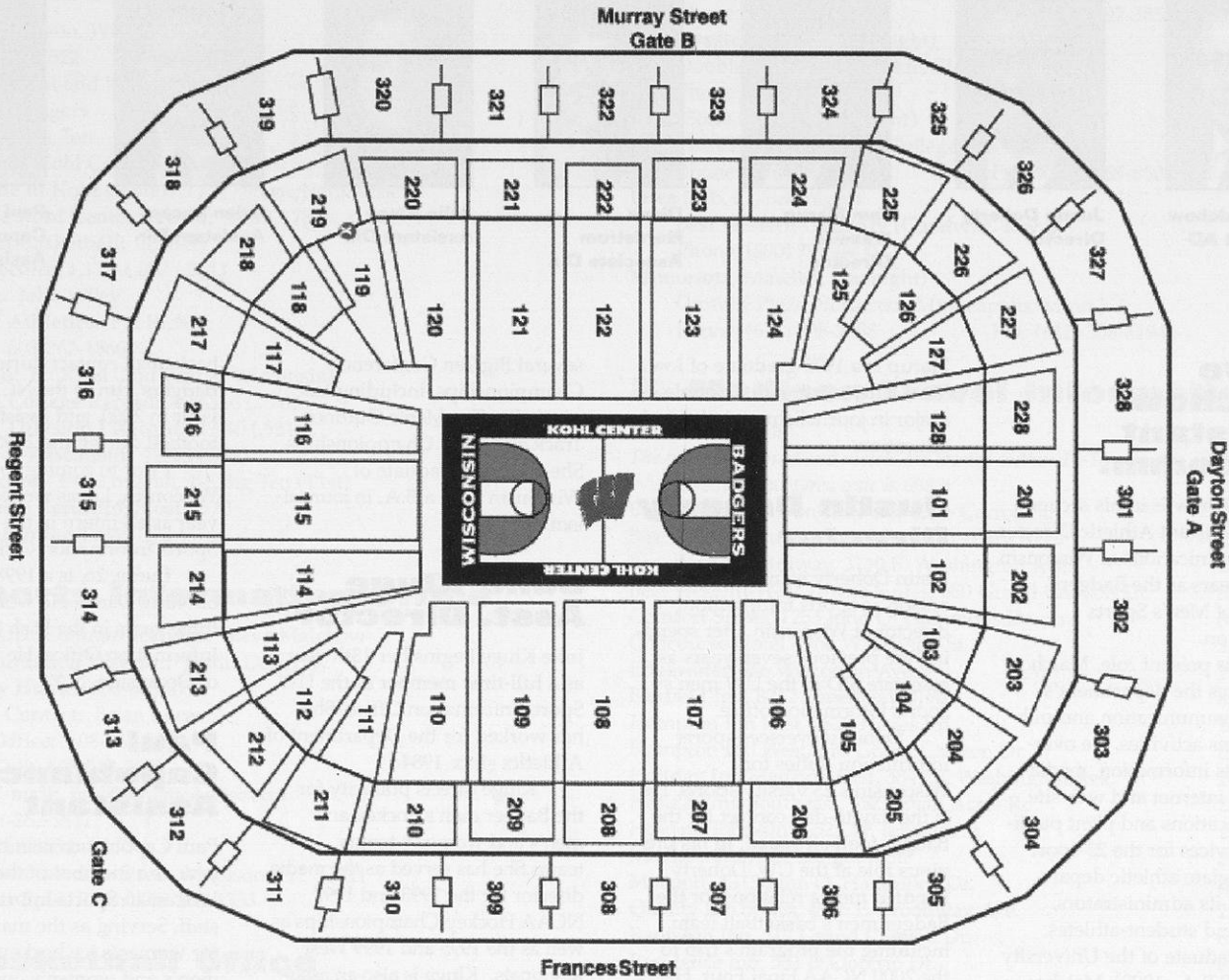
SID SUPPORT STAFF

Research Interns: Dan Uttech and Jessica Burda

Secretary: Barb Wyatt

Student Assistants: Erin Baugus, Jenny Beorkrem, Kelly Brown, Michael Burger, Conor Caloia, Angela Laubmeier, Kelsey Mandl, Lisa Otradovec, Margo Spann, Allison Wachs, Jen Werner

THE KOHL CENTER



MEDIA INFORMATION

FROM THE DANE COUNTY AIRPORT

Exit airport via International Lane to Packers Avenue (Hwy. 113). Turn left on Packers Avenue, which changes to Pennsylvania Avenue, Johnson Street, Gorham Street and then University Avenue. Stay on University Avenue into the campus until you reach Frances Street. Turn left onto Frances Street and proceed two blocks to Dayton Street. The Kohl Center will be in view.

FROM WEST AND I-90/94 (FROM MINNEAPOLIS)

Take I-90/94 to Highway 151 South (East Washington Avenue). Continue on East Washington Avenue to the State Capitol Building. Turn right onto Butler Street, proceed to Gorham Street and turn left. Continue on Gorham Street, which becomes University Avenue. Stay on University Avenue into the campus until you reach Frances Street. Turn left onto Frances Street and proceed two blocks to Dayton Street. The Kohl Center will be in view.


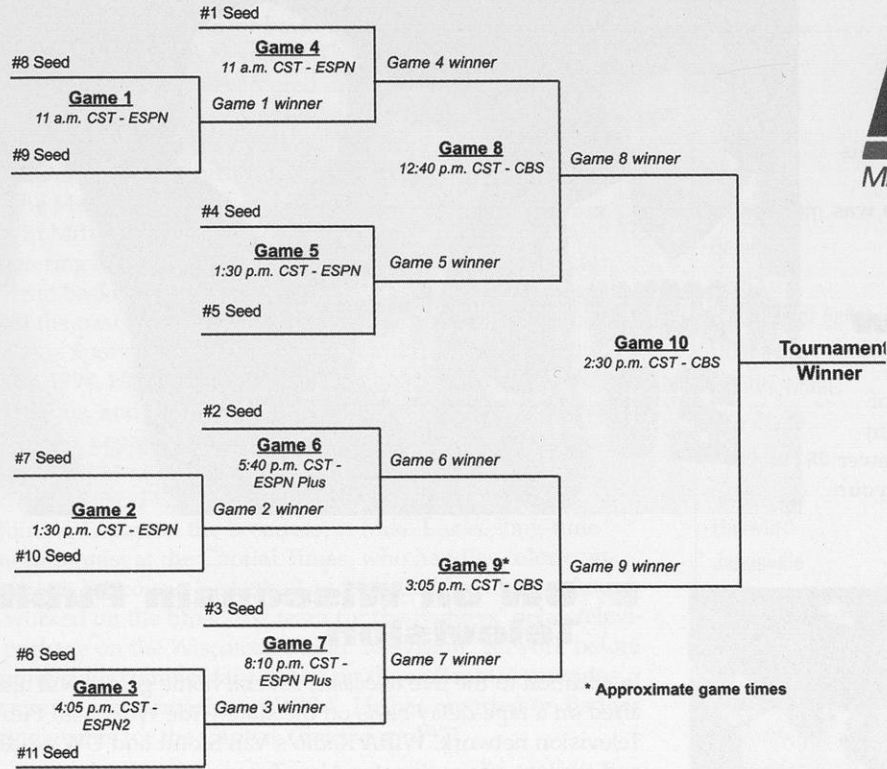
FROM SOUTH AND I-90 (FROM CHICAGO)

Take I-90 to the Madison beltline (Highway 12/18). West on the beltline to Park Street (Hwy. 151). Exit right (north). Take Park Street to Dayton Street. Turn right onto Dayton Street, then approximately three blocks to the Kohl Center, which will be on the right.

FROM EAST AND I-94 (FROM MILWAUKEE)

Take I-94 to Highway 30 West. Take Highway 30 to its end at Highway 113 South. Turn left onto 113 South, which becomes Packers/Pennsylvania Avenue. Continue on Packers/Pennsylvania Avenue, which changes to Johnson Street, Gorham Street and then University Avenue. Stay on University Avenue into the campus until you reach Frances Street. Turn left onto Frances Street and proceed two blocks to Dayton Street. The Kohl Center will be in view.


TOURNAMENT BRACKETS



MEDIA INFORMATION



2003 NCAA Division I Men's Basketball Championship



On March 15, the basketball committee will select two teams to play an opening-round game on March 18. The winning team will be a 16th seed in the first round. *First- and second-round sites will be placed in the bracket by the NCAA Division I Men's Basketball Committee March 16. The NCAA opposes all sports wagering. This bracket should not be used for sweepstakes, contests, office pools or other gambling activities. © 2002 National Collegiate Athletic Association - No commercial use without the NCAA's written permission.


BADGERS ON TV

MEDIA INFORMATION

Television Coverage

Almost all of Wisconsin's regular-season games will be televised live either locally, regionally or nationally in 2001-02.

Play-by-play veteran Craig Coshun heads this year's announce team for local telecasts. He is paired on local telecasts with Steve Yoder, who was head coach of the Badgers from 1982-92.



The Bo Ryan Show

"The Bo Ryan Show" airs in Madison and on a statewide network. Hosted by longtime voice of the Badgers, Matt Lepay, the 30-minute program features insights, interviews, highlights and viewer questions. Check local listings for the times in your area.



The Badgers will make at least six national television appearances in 2002-03. Here, Quinn Buckner (left) and Dave Barnett do a game for ESPN.

Badgers On The Internet

Wisconsin basketball information, as well as breaking news, statistics, photos, etc., on all other UW athletic teams, is available on the Department of Athletics' web site which is updated daily. The address:

WWW.UWBADGERS.COM


UWBADGERS.COM

The Official Website of University of Wisconsin Athletics



UW on Wisconsin Public Television

In addition to the live telecasts, several home games will also be aired on a tape-delay basis on the state-wide Wisconsin Public Television network. WIBA Radio's Van Stoutt and UW academic and student affairs director Alan Zussman handle the announcing duties.



ESPN's Dick Vitale worked his first-ever game for the network on Dec. 5, 1979 when Wisconsin played at 10th-ranked DePaul. The Badgers fell to DePaul 90-77.

BADGERS ON RADIO

Radio Coverage

Exclusive coverage of Badger basketball can be heard on the 43-station Wisconsin Radio Network. The Athletic Department and Learfield Communications entered into an agreement for radio broadcast rights for Wisconsin football and basketball prior to the 1994 season.

WIBA (1310 AM) and WOLX (94.9 FM) are the rights holders in the Madison market, and WTMJ (620 AM) carries the games in Milwaukee.

Entering his 14th season handling play-by-play duties for Wisconsin basketball is Matt Lepay. He has also called Badger football the past seven seasons. A 1984 graduate of Ohio State, Lepay was Sports Director at WTSO in Madison before joining WIBA in 1994. He previously served as Sports Director at WNCI in Columbus, and prior to that worked at stations in Athens and Piqua, Ohio. Lepay also provides frequent sports reports for WISC-TV. Lepay is host of the Bo Ryan Show, both on WIBA Radio and WISC-TV.

Joining Lepay on the broadcast is Mike Lucas, long-time sports columnist at the Capital Times, who handles color commentary on Wisconsin basketball and football broadcasts. Lucas, who worked on the broadcast team for the Badgers' delay television package on the Wisconsin Public Television Network before assuming color commentary duties on the radio, also provides daily sports commentaries on WIBA. He has reported on Badger sporting events for the Capital Times since 1971.




Play-by-play man Matt Lepay and color commentator Mike Lucas handle Badger Basketball and Football on the Wisconsin Radio Network.

WISCONSIN RADIO NETWORK

City	Station	Frequency
Amery	WXCE	1260 am
Antigo	WRLO	105.3 fm
Appleton	WHBY	1150 am
Ashland	WATW/WBSZ	1400 am/93.3 fm
Beaver Dam	WBEV/WXRO	1430 am/95.3 fm
Beloit	WBEL	1380 am
Berlin	WISS	1090 am/102.3 fm
Black River Falls	WWIS	1260 am/99.7 fm
Dodgeville	WDMP	810 am
Duluth, Minn.	WDSM	710 am
Eau Claire	WBIZ	1400 am
Fond du Lac	KFIZ	107.1 fm
Green Bay	WDUZ	1400 am
Hayward	WRLS	92.3 fm
Janesville	WCLO	1230 am
Kenosha	WLIP	1050 am
La Crosse	WKBH	1570 am/105.5 fm
Lancaster	WLGR	1280 am/97.7 fm
Madison	WIBA/WOLX	1310 am/94.9 fm
Manitowoc	WOMT	1240 am
Mauston	WRJC	1270 am
Medford	WIGM	1490 am/99.3 fm
Milwaukee	WTMJ	620 am
Monroe	WEKZ	1260 am
Platteville	WTOQ	1590 am
Portage	WPDR	1350 am
Prairie du Chien	WPRE	980 am/94.3 fm
Reedsburg	WRDB	1400 am
Rhineland	WOBT	1240 am
Rice Lake	WJMC	1240 am
Richland Center	WRCO	1450 am/100.9 fm
River Falls	WEVR	1550 am/106.3 fm
Shawano	WTCH	960 am/99.3 fm
Sheboygan	WHBL	1330 am
Sparta	WKLJ	1290 am
Spencer	WOSQ	92.3 fm
Stevens Point	WSPQ	1010 am/104.9 fm
Sturgeon Bay	WDOR	910 am/93.9 fm
Viroqua	WVRQ	1360 am/102.3 fm
Waupaca	WDUX	800 am/92.7 fm
Wausau	WSAU	550 am
West Bend	WBKV	1470 am
Wisconsin Rapids	WFHR	1320 am

BADGER FUND



To sustain the kind of academic and athletic success that has characterized the UW-Madison as one of the nation's finest athletic programs, there must be widespread support.

That support begins at the top, through the commitment of the Board of Regents of the University of Wisconsin System, the UW-Madison Chancellor's Office and the Athletic Board. That commitment extends to the thousands of Badger boosters throughout the nation who contribute in many different ways.

Ultimately, the success of the Department of Athletics depends in great part on the collective loyalty and generosity of alumni and friends. One of the areas in which people can support the Badger Athletic Department is through their contributions to the newly established Badger Fund.

The Badger Fund was started to enhance the University's athletic programs by helping to financially support more than 750 student-athletes in 23 sports as they strive for excellence both academically and athletically.

Because the UW-Madison Athletic Department receives less than one percent of its \$52 million annual budget from state appropriations, private support from supporters of the program is essential to its continued success. Contributions to the Badger Fund from more than 8,000 individuals fund the scholarship needs of student-athletes and help provide the finest public university education and athletic facilities experiences available.

Your continued support will help UW student-athletes achieve their academic and athletic dreams, and will assist the Division of Intercollegiate Athletics in

its effort to reach lofty goals both on the field and in the classroom.

For more information on the membership benefits of the Badger Fund, please contact the office staff at:

Phone: (608) 262-1000

Fax: (608) 265-0788

Email: badgerfund@athletics.wisc.edu

Address: Badger Fund
1440 Monroe Street
Madison, WI 53711

Director of the Badger Fund is Marija Neubauer.

SCHOLARSHIP ENDOWMENTS

Michael & Edith Agazim Memorial Scholarship (three for football)

Theodore & Marcella Albrecht Scholarship (any sport)

Barry & Cindy Alvarez Scholarship (football)

Alan Ameche Scholarship (football)

Anita J. Angus Scholarship (three for any sport)

Badger Crosscourt Club Scholarship (men's tennis)

P. Goff Beach Memorial Scholarship (two for any sport)

Art Brazy Scholarship (football)

Neal Brunner Athletic Scholarship (any sport)

Dick & Marlene Cable Scholarship (men's basketball)

Rex Capwell Scholarship (men's basketball)

Charles H. Carpenter Scholarship (football)

Bob & Honner Cooper Scholarship (women's swimming)

Robert J. Curry Family Scholarship (football)

Oscar & Ellie Damman Memorial Scholarship (any sport)

Raymond M. & Margaret F. Davis Scholarship (football)

Jim Demetral Scholarship (football)

Alfred & Bernice De Simone Scholarship (football)

Chuck & Jane Ellis Scholarship in honor of John L. Riley (men's hockey)

Mel Goldin Memorial Scholarship (men's track)

Sarah Gornick Memorial Scholarship (crew)

Alice Higgitt Helminiak Scholarship (women's tennis)

Elroy Hirsch Scholarship (football)

John Jardine Memorial Scholarship (two for football)

Warren R. Jollymore Memorial Scholarship (any sport)

Jim Kalscheur/Ron Krantz Men's Athletics Scholarship
(two for any sport)

Jerry & Kelley Kilcoyne Scholarship (football)

Ken & Betty Kruska Scholarship (football)

Forrest & Mildred Kubly Scholarship (women's basketball)

Mildred K. & Kenneth J. Kuebler Scholarship (any sport)

Lloyd Larson Scholarship (football)

Edessa K. Lines Women's Athletics Scholarship (any sport)

Marnie Loeffler Memorial Scholarship (men's hockey)

Steve Lowe Memorial Scholarship (volleyball)

George A. Martin Memorial Scholarship (wrestling)

Henry McCormick Memorial Men's Athletics Scholarship (any sport)

Richard W. & Ellen H. Meister Scholarship (men's basketball)

Gary Messner Scholarship (football)

Tim & Beth Mielcarek Scholarship (men's basketball)

Charlie Mohr Memorial Men's Athletics Scholarship (any sport)

Frank Molinaro Memorial Scholarship (women's golf)

Robert Monteith Scholarship (three for football)

David R. & Anne G. Nerenz Scholarship (men's soccer)

Albert O. Nicholas Scholarship (men's basketball)

Kit Saunders Nordeen Women's Athletics Scholarship (any sport)

Harold Ofstie Memorial Scholarship (any sport)

Francis A. Ogden & Mary Louise Monteith Scholarship (football)

Kathryn E. Parkinson Scholarship (any sport)

Ralph E. Petersen Scholarship (men's swimming)

Eugene C. Peterson Scholarship (any sport)

H.H. Petrie Memorial Scholarship (women's hockey)

James Plopper Scholarship (any sport)

Purple Moon Foundation Scholarship (women's basketball)

Floyd W. & Ruth B. Radel Scholarship (two for any sport)

Louis F. Reinke Scholarship (men's hockey)

Frank J. Remington Fellowship (two for any sport)

Pat Richter Scholarship (football)

Fred H. Ripley Scholarship (crew)

Carol Robinson Scholarship (any sport)

Paul & Diane Root Scholarship (football)

Harold & Doreen Scales Scholarship (four for any sport)

Ursula Schmitt Women's Athletics Scholarship (any sport)

Armund J. "Pug" Schoen Scholarship (men's tennis)

Schreiner-Hoskins Scholarship (two for football)

Kenneth M. Schricker Memorial Scholarship (football)

George Shinnors Family Athletics Scholarship (any sport)

Marv & Judy Siegert Athletic Scholarship (football)

John Simcic Educational Scholarship Fund (football)

C. Harvey Sorum Memorial Scholarship (men's tennis)

William & Eva Mae Stolte Memorial Scholarship (wrestling)

Guy Sundt Scholarship (men's track or cross country)

Peter Tegen Scholarship (women's track or cross country)

Verick/Gasparado Family Scholarship (men's basketball)

Charles H. Vogts Scholarship (two for men's basketball)

Gerald A. & Lucy Welch Football Scholarship (football)

Francis A. & Elizabeth N. Wiesner Scholarship (any sport)

Tom Wiesner Scholarship (football)

John McMynn Williams Scholarship (men's basketball)

Wisconsin Eastern Alumni Scholarship (any sport)

John E. & Glenn M. Wise Scholarship (men's basketball)

Women's Intercollegiate Sports Club Scholarship (any sport)

George L. Wright Track/Cross Country Scholarship

(two for track or cross country)

■ ENDOWMENTS

For a student who wants to participate in intercollegiate athletics at the University of Wisconsin, one of the greatest opportunities available is an athletic scholarship.

Many alumni and friends have contributed to the Division of Intercollegiate Athletics by establishing endowed scholarships to help student-athletes take full advantage of the academic and athletic experience at UW-Madison.

These scholarship endowments benefit today's student-athletes as well as those in future years.

The endowed scholarships listed on this page provide full or partial scholarship support for Badger student-athletes. The Wisconsin Athletic Department thanks these donors for their tremendous support of Badger Athletics.

For information about how to create a named scholarship in men's or women's athletics or how to contribute to an established endowment, please contact the UW Foundation at 608/263-4545.

PRIMARY MEDIA

Print

Wisconsin State Journal
P.O. Box 8058
Madison, WI 53708
(608) 252-6165
Fax: (608) 252-6119
Vic Feurherd, beat
Tom Oates, columnist

Milwaukee Journal Sentinel
202 State Street, Ste. 202
Madison, WI 53703
Office: (608) 258-2271
Fax: (608) 258-2279
Mark Stewart, beat
Dale Hofmann, columnist

Capital Times
P.O. Box 8060
Madison, WI 53708
(608) 252-6474
Fax: (608) 252-6445
Rob Schultz, beat
Mike Lucas, column. / radio

Inside Wisconsin
P.O. Box 260257
Madison, WI 53726-0257
(608) 236-9465
Ronny Whitworth, beat

Badger Herald
550 State Street
Madison, WI 53703
(608) 257-4712, ext. 26
Fax: (608) 257-6899

Daily Cardinal
Vilas Hall
Madison, WI 53706
(608) 262-5857
Fax: (608) 262-0404

Journal Sentinel On-line
(414) 225-5012
Fax: (414) 224-0291
Steve Zimmerman, beat

Appleton Post-Crescent
306 W. Washington
Appleton, WI 54912
(920) 733-4411
Fax: (920) 733-1945
Matt Cross, beat

Kenosha News
715 58th Street
Kenosha, WI 53141
(262) 657-1000
Paul McKillip, beat

Green Bay Press-Gazette
435 E. Walnut Street
Green Bay, WI 54307
(920) 435-4411
Fax: (920) 431-8379
Bob Berghaus, editor

Green Bay News-Chronicle
P.O. Box 2467
Green Bay, WI 54306
(920) 432-2941
Fax: (920) 432-8581
Tim Harty, editor

La Crosse Tribune
401 N. Third Street
La Crosse, WI 54601
(608) 782-9710
Dan Dinsmore, editor

Dubuque Telegraph-Herald
Eighth & Bluff Streets
Dubuque, IA 52001
(319) 588-5611
Jim Leitner, editor

Janesville Gazette
One S. Parker Drive
Janesville, WI 53547
(608) 754-3311
John McPoland, beat

Wausau Daily Herald
P.O. Box 1286
Wausau, WI 54402
(715) 842-2101
Jay Lillge, editor

Oshkosh Northwestern
P.O. Box 2926
Oshkosh, WI 54903
(920) 426-6659
Dan Kohn, editor

Racine Journal-Times
212 Fourth Street
Racine, WI 53403
(262) 634-3322
Sue Shemanske, editor

Eau Claire Leader Telegram
701 S. Farewell Street
Eau Claire, WI 54702
(715) 833-9208
Liam Marlaire, editor

Capitol News Service
121 E. Main St., Ste. 300
Madison, WI 53703
(608) 258-9977
Stan Milam, beat

Radio

WIBA
P.O. Box 99
Madison, WI 53701
(608) 274-5450
Fax: (608) 274-5521
Matt Lepay, play-by-play
Brian Posick, director
Van Stoutt, reporter

WHIT
P.O. Box 2058
Madison, WI 53701
(608) 273-1000
Paul Braun, director
Mike Heller, reporter

WTSO
P.O. Box 99
Madison, WI 53701
(608) 274-5450
Fax: (608) 274-5521
Aaron Sims, reporter
Tim Scott, reporter

WTMJ
720 E. Capitol Drive
Milwaukee, WI 53201
(414) 332-9611
Len Kasper, director

Wisconsin Radio Network
302 E. Washington Ave.
Ste. 102
Madison, WI 53703
(608) 251-3900

Wheeler News Service
121 E. Main St., Ste. 300
Madison, WI 53703
(608) 257-2614

WTLX
5315 Wall Street
Madison, WI 53718
(608) 245-9859
Craig Karmazin, director

Wire Services

Associated Press (Milwaukee)
918 N. Fourth Street
Milwaukee, WI 53203
(414) 225-3580
Fax: (414) 225-3599
Arnie Stapleton, editor

Associated Press (Madison)
1901 Fish Hatchery Road
Madison, WI 53713
(608) 255-3679
J.R. Ross, beat

Television

WISC (Ch. 3, CBS)
7025 Raymond Road
Madison, WI 53719
(608) 276-7400
Fax: (608) 271-0800
Eric Franke, director
COACHES' SHOW

WMTV (Ch. 15, NBC)
615 Forward Drive
Madison, WI 53711
(608) 274-7817
Fax: (608) 271-5194
Jeremy Woods, director

WKOW (Ch. 27, ABC)
P.O. Box 100
Madison, WI 53701
(608) 274-6118
Fax: (608) 274-9569
Jay Wilson, director

WTMJ (Ch. 4, NBC)
720 E. Capitol Drive
Milwaukee, WI 53201
(414) 332-9611
Dennis Krause, director

WITI (Ch. 6, FOX)
9001 N. Green Bay Road
Milwaukee, WI 53217
(414) 355-6215
Tom Pipines, diector

WISN (Ch. 12, ABC)
P.O. Box 402
Milwaukee, WI 53201
(414) 342-8812
Tom Sutton, director

WDJT (Ch. 58, CBS)
809 S. 60th Street
Milwaukee, WI 53214
(414) 220-8130
Rock Rote, director

WHA (Ch. 21)
821 University Avenue
Madison, WI 53706
(608) 263-2121
Fax: (608) 263-9763
Deb Piper, producer

MEET THE BADGERS

Pgs. 30-31 - 2002-03 Season Outlook

Pg. 32 - UW Rosters

Pg. 33 - TV/Radio Roster

Pgs. 34-35 - Kirk Penney

Pgs. 36-37 - Dave Mader

Pgs. 38-39 - Freddie Owens

Pgs. 40-41 - Ike Ukawuba

Pgs. 42-43 - Deandre Buchanan

Pgs. 44-45 - Clayton Hanson

Pgs. 46-47 - Devin Harris

Pgs. 48-49 - Mike Wilkinson

Pg. 50 - Jason Chappell

Pg. 51 - John Emerson


Pg. 52 - Andreas Helmigk

Pg. 53 - Ray Nixon

Pg. 54 - Alando Tucker

Pg. 55 - Boo Wade

Pgs. 56-58 - Career Game-by-Game Stats




2002-03 SEASON OUTLOOK

Last year, head coach Bo Ryan and the Wisconsin Badgers did the unthinkable. With just eight healthy scholarship players, and merely three players that logged significant minutes in 2000-01, UW shocked the country by earning a share of the Big Ten regular-season title for the first time since 1947 and advancing to the second round of the NCAA tournament.

What is equally as unbelievable is that the Badgers will get even younger this season. Five of their 10 scholarship players have never played a collegiate game. Wisconsin welcomes four true freshmen into the mix along with redshirt freshman Andreas Helmigk, who sat out last season with a knee injury. The rest of the UW's scholarship roster is made up of one senior, two juniors and two sophomores.

Now to the good news. The Badgers' lone senior, guard Kirk Penney, may be the best player in the Big Ten. He is the lone returning first-team all-conference selection from last year and led the Badgers with 15.1 ppg. in 2002. Penney is one of the most experienced players in the Big Ten, having appeared in 95 games



Senior Kirk Penney, the lone returning first-team All-Big Ten selection from a year ago, was named to the preseason "watch list" for the John Wooden Award.

in his three seasons with the Badgers, starting 60 of them. A native of Auckland, New Zealand, Penney is a veteran of international play, having represented his country at the 2000 Olympics, the 2001 Goodwill Games and the 2002 World Basketball Championships.

Wisconsin returns four other key contributors from last year's team, juniors Dave Mader and Freddie Owens and sophomores Devin Harris and Mike Wilkinson. Mader, a 6-11 center with a good outside shooting touch, started every game a year ago. Classmate Owens was one of the biggest surprises of last season, going from averaging 3.8 minutes per game as a freshman to 23.8 last season and scoring in double figures 14 times. Harris and Wilkinson each had outstanding freshman campaigns. Harris started all 32 games and was second on the team in scoring while Wilkinson paced the club in rebounding, coming off the bench.

A year ago, the freshman duo of Harris and Wilkinson helped propel the UW to great success. This season, the Badgers hope to get some production from their five newcomers. Helmigk, a 6-9, 245-pound forward, impressed the coaches last year in preseason practice before a knee injury derailed his season. Providing depth in the frontcourt will be Jason Chappell (6-10, 230) and Ray Nixon (6-7, 205) while Alando Tucker (6-5, 195) and Boo Wade (6-3, 185) will compete for playing time in the backcourt.

■ Guards

With the departure of point guard Travon Davis, sophomore Devin Harris (6-3, 185) will be asked to take over the load at the point this season. Harris turned in one of the best rookie seasons in UW history last year, setting or tying school freshman marks in games started, minutes played, three-pointers, three-point attempts, free throws and free throw percentage. His 12.3 points per game were second on the team and he paced the squad in scoring nine times.

Last season, Harris spent most of his time at shooting guard, taking over the point when Davis rested or encountered foul trouble. This year, Harris, who played both guard spots in high school, will look to make a smooth transition

into running coach Bo Ryan's swing offense.

Helping to ease that transition will be the presence of Kirk Penney (6-5, 220), a Wooden Award candidate. Penney led the Badgers in scoring last year at 15.1 points per game and earned consensus first-team All-Big Ten honors. He is the lone returning first-team choice from a year ago. Penney, already one of the best shooters in the league, expanded his game greatly last year to include a variety of low-post moves and getting to the foul line more often.

That newly expanded repertoire was on display for the entire world to see at last summer's World Basketball Championships. Representing his native New Zealand, Penney led the Kiwis to a fourth-place finish, their best ever, losing to Germany in the Bronze Medal game. Penney was second on the squad in points (16.9 ppg.) and minutes (31.1 mpg.) and had a high of 24 points against eventual World Champion Yugoslavia in the semifinals.

The other returning member of the backcourt with significant experience is junior Freddie Owens (6-2, 200). One of the major surprises of last season, he averaged 8.1 points and 23.8 minutes per game after playing just 69 total minutes as a true freshman. Owens is the best penetrator on the team and was known last season for his streaky scoring. He scored 16 straight points in a span of 4:15 against Northwestern and scored 12 points, including the game-winning basket with 25 seconds left as the Badgers ended Michigan State's Big Ten-record 53-game home-winning streak.

Incoming freshmen Boo Wade and Alando Tucker will provide critical depth in the backcourt this season. Wade will likely spell Harris at point guard at times. He led Milwaukee Vincent to two state championships as a prep. Tucker, a native of Lockport, Ill., can play either guard or forward. He averaged 22.2 points, 7.7 rebounds and 5.7 assists and earned all-state honors as a senior.

Walk-ons Ike Ukawuba (junior) and Clayton Hanson (sophomore) return for another year. Hanson, a good three-point shooter, appeared in 14 games last year and scored 12 points. Ukawuba is entering his third season on the squad and has played in nine career games. John Emerson, a 6-4, 195-pound product of



Sophomore Mike Wilkinson led the Badgers in rebounding last year. Almost half of his rebounds during the Big Ten season (41 of 83) came on the offensive end.

New Richmond, Wis., is in his first season with the UW.

Frontcourt

The Badgers return two players up front that garnered significant minutes last season. Junior center Dave Mader (6-11, 255) started all 32 games a year ago, averaging 3.0 points and 2.6 rebounds in 14.6 minutes per game. He was the UW's representative on this past summer's Big Ten Foreign Tour team, tying for the team lead with 6.8 rebounds per contest. A big man with a soft shooting touch, Mader sparked the Badgers' upset of Illinois last year with nine points in a span of 5:34 of the second half.

The other half of the returning duo is sophomore Mike Wilkinson (6-8, 235). Wilkinson is coming off a very impressive freshman season in which he finished fourth on the team with 9.3 points per game and paced the squad with 5.3 rebounds per contest. Wilkinson has one of the more well-rounded floor games for the Badgers, able to hit the outside jumper and also possessing some of the best post moves on the team. A tenacious player, more than 40 percent of his rebounds last season (75 of 171) came on the offensive end.

Austrian Andreas Helmigk will look to rebound from his left knee injury that kept him out the entire season last year. Helmigk, who will be 23 in December, was a member of the Austrian national team.

Freshmen Jason Chappell and Ray Nixon will also look to contribute in the front court. Chappell, the son of former NBA player Len Chappell, comes to the UW after spending a year at Worcester Academy in Massachusetts. Nixon, a first-team all-state selection last year from Whitefish Bay (Wis.) Dominican High School, won a state championship as a sophomore.

Sophomore walk-on Deandre Buchanan returns this season. A native of nearby Verona, Wis., Buchanan appeared in two games last season.

PERSONNEL BREAKDOWN

Starters Returning (3):

Kirk Penney, Sr., G/F
Dave Mader, Jr., C
Devin Harris, So., G

Other Letterwinners Returning (2):

Freddie Owens, Jr., G
Mike Wilkinson, So., F

Newcomers (6):

Andreas Helmigk, Fr.* , F
Jason Chappell, Fr., F/C
John Emerson, Fr., G
Ray Nixon, Fr., F
Alando Tucker, Fr., G/F
Boo Wade, Fr., G

Season Notes

- Senior guard Kirk Penney, a John Wooden Award candidate, is the lone returning first-team all-Big Ten selection from last year. Penney led the Badgers in scoring with 15.1 ppg. and scored in double figures 23 times. This summer Penney led his New Zealand team to a surprising fourth-place finish in the 2002 World Basketball Championships. Penney was second on the team with 16.9 points per game and had a high of 24 points against eventual world champion Yugoslavia.

- Penney is one of just five returning letterwinners on the UW roster this season. He joins sophomore guard Devin Harris and junior center Dave Mader as returning starters. That trio started all 32 games last year. Sophomore forward Mike Wilkinson and junior guard Freddie Owens each averaged more than 23 minutes per game off the bench a year ago.

- The Badgers will be an even younger team than they were last year, with just one senior on the roster and with five of their 10 scholarship players being freshmen. Forward Andreas Helmigk redshirted last season after sitting out the entire campaign with a knee injury. Ryan and his staff then brought in four true freshmen this season - forward/center Jason Chappell, forward Ray Nixon, guard/forward Alando Tucker and guard Boo Wade.

- Wisconsin owns the longest current home-winning streak in the conference, having won its last 11 games at the Kohl Center. The Badgers also won their final six conference games last season.

- For the first time in school history, the UW has advanced to four consecutive NCAA tournaments. Last year's senior class of Travon Davis and Charlie Wills became the first Badgers to appear in four different tournaments. They also left as the winningest class in school history with 81 victories.

2002-03 ROSTERS

Alphabetical

No.	Name	Ht.	Wt.	Yr./Elig.	Pos.	Hometown (High School)
32	Deandre Buchanan*	6-5	195	So./So.	F	Verona, Wis. (HS)
5	Jason Chappell	6-10	230	Fr./Fr.	F/C	New Berlin, Wis. (New Berlin West/ Worcester (Mass.) Academy)
11	John Emerson	6-4	195	Fr./Fr.	G	New Richmond, Wis. (HS)
13	Clayton Hanson*	6-5	185	So./So.	G	Reedsburg, Wis. (HS)
34	Devin Harris*	6-3	185	So./So.	G	Milwaukee, Wis. (Wauwatosa East)
21	Andreas Helmigk	6-9	245	So./Fr.	F	Klagenfurt, Austria
30	Dave Mader**	6-11	255	Sr./Jr.	F/C	Appleton, Wis. (East)
4	Ray Nixon	6-7	205	Fr./Fr.	F	Milwaukee, Wis. (Dominican)
24	Freddie Owens**	6-2	185	Jr./Jr.	G	Milwaukee, Wis. (Washington)
20	Kirk Penney***	6-5	220	Sr./Sr.	G	Auckland, New Zealand (Westlake)
42	Alando Tucker	6-5	195	Fr./Fr.	G/F	Lockport, Ill. (Township)
3	Ike Ukawuba*	6-3	175	Jr./Jr.	G	Chicago, Ill. (Lincoln Park)
12	Boo Wade	6-3	185	Fr./Fr.	G	Milwaukee, Wis. (Vincent)
54	Mike Wilkinson*	6-8	235	Jr./So.	F	Blue Mound, Wis. (Wisconsin Heights)

Numerical

No.	Name	Ht.	Wt.	Yr./Elig.	Pos.	Hometown (High School)
3	Ike Ukawuba*	6-3	175	Jr./Jr.	G	Chicago, Ill. (Lincoln Park)
4	Ray Nixon	6-7	205	Fr./Fr.	F	Milwaukee, Wis. (Dominican)
5	Jason Chappell	6-10	230	Fr./Fr.	F/C	New Berlin, Wis. (New Berlin West/ Worcester (Mass.) Academy)
11	John Emerson	6-4	195	Fr./Fr.	G	New Richmond, Wis. (HS)
12	Boo Wade	6-3	185	Fr./Fr.	G	Milwaukee, Wis. (Vincent)
13	Clayton Hanson*	6-5	185	So./So.	G	Reedsburg, Wis. (HS)
20	Kirk Penney***	6-5	220	Sr./Sr.	G	Auckland, New Zealand (Westlake)
21	Andreas Helmigk	6-9	245	So./Fr.	F	Klagenfurt, Austria
24	Freddie Owens**	6-2	185	Jr./Jr.	G	Milwaukee, Wis. (Washington)
30	Dave Mader**	6-11	255	Sr./Jr.	F/C	Appleton, Wis. (East)
32	Deandre Buchanan*	6-5	195	So./So.	F	Verona, Wis. (HS)
34	Devin Harris*	6-3	185	So./So.	G	Milwaukee, Wis. (Wauwatosa East)
42	Alando Tucker	6-5	195	Fr./Fr.	G/F	Lockport, Ill. (Township)
54	Mike Wilkinson*	6-8	235	Jr./So.	F	Blue Mound, Wis. (Wisconsin Heights)

* - letters won

Pronunciation Guide

Jason Chappell	CHAP-el
Andreas Helmigk	ON-dray-us HEL-mig
Dave Mader	MAY-der
Ike Ukawuba	YOU-kow-u-ba

Coaching and Support Staff

Head Coach: Bo Ryan

Assistant Coaches: Rob Jeter, Tony Bennett and Greg Gard

Director of Basketball Operations: Saul Phillips

Athletic Trainer: Henry Perez Guerra


Strength & Conditioning Coach: Scott Hettenbach

Basketball SID: Brian Lucas


Video Coordinator: Duffy Conroy

RADIO/TV ROSTERS


MEET THE BADGERS




32 Deandre Buchanan
F, So., 6-5, 195
Verona Wis.




5 Jason Chappell
F/C, Fr., 6-10, 230
New Berlin, Wis.




11 John Emerson
G, Fr., 6-4, 195
New Richmond, Wis.




13 Clayton Hanson
G, So., 6-5, 185
Reedsburg, Wis.




34 Devin Harris
G, So., 6-3, 185
Milwaukee, Wis.




21 Andreas Helmigk
F, Fr., 6-9, 245
Klagenfurt, Austria




30 Dave Mader
C, Jr., 6-11, 255
Appleton, Wis.



4 Ray Nixon
F, Fr., 6-7, 205
Milwaukee, Wis.




24 Freddie Owens
G, Jr., 6-2, 185
Milwaukee, Wis.




20 Kirk Penney
G/F, Sr., 6-5, 220
Auckland, New Zealand




42 Alando Tucker
G/F, Fr., 6-5, 195
Lockport, Ill.




3 Ike Ukawuba
G, Jr., 6-3, 175
Chicago, Ill.



12 Boo Wade
G, Fr., 6-3, 185
Milwaukee, Wis.



54 Mike Wilkinson
F, So., 6-8, 235
Blue Mound, Wis.



6-5 • 220 lbs. Senior • Guard

Auckland, New Zealand
Westlake Boys High School

Career Highs

Points: 33 vs. Marquette (12/22/01)
Field Goals: 13 vs. Marquette (12/22/01)
Field Goal Attempts: 19 at Michigan (2/3/01)
3-Point Field Goals: 6 at Minnesota (2/16/02)
3-Point Field Goal Attempts: 11 vs. Maryland (11/29/00)
Free Throws: 11 at UW-Milwaukee (12/27/01)
Free Throw Attempts: 13 at UW-Milwaukee (12/27/01)
Rebounds: 13 at UW-Milwaukee (12/27/01)
Assists: 5 vs. Minnesota (1/22/00)
Blocked Shots: 1, nine times, MR: at Michigan (2/2/02)
Steals: 3, twice, MR: at Iowa (1/2/02)
Minutes: 42 vs. Ohio State (2/6/02)

20 KIRK PENNEY

Honors: Named to preseason Wooden Award "Watch List" ... 2002 consensus first-team All-Big Ten (only returning first-team performer from a year ago) ... 2002 NABC second-team all-District ... 2002 Academic All-Big Ten ... only basketball Olympian in UW history (played for native New Zealand in the 2000 Summer Games) ... one of just 35 players ever to have played in the Final Four and the Olympics in the same year ... **Milestones:** 65 points away from becoming the 27th Badger with 1,000 career points ... one of the best shooters in the country, currently among the UW's career top 10 three-pointers, three-point attempts and three-point percentage ... **Summer of 2002:** Represented New Zealand at the 2002 World Basketball Championship in Indianapolis, Ind. ... led Kiwis to a surprising fourth-place finish, losing to Germany in the Bronze Medal game ... averaged 16.9 points per game and 31.1 minutes per contest, both second on the team ... scored in double figures in eight of nine games, including a high of 24 points against eventual World Champion Yugoslavia in the semifinals ... shot 45.5 percent (20-44) from three-point range ... **2001-02:** Led the Badgers to a share of the Big Ten regular-season title, averaging 15.1 points and earning consensus first-team All-Big Ten honors (first Badger since Michael Finley in 1993 and only fifth UW player since 1948) ... started all 32 games ... led team with 15.1 ppg (seventh in Big Ten) ... scored in double figures 23 times, including in 19 of the last 23 games ... named Big Ten Player of the Week three times, tying Indiana's Jared Jeffries for the most weekly awards ... averaged 17.0 points over the last 23 games, shooting .471 (131-278) from the field, .412 (49-119) from three-point range and .823 (79-96) from the free throw line ... UW was 7-1 when he scored at least 20 points ... also chipped in 4.9 rebounds per game, third on the team ... scored career-high 33 points on 13-17 shooting against No. 14 Marquette (second-highest point total in Big Ten last season) ... followed that up with 29 points and 13 rebounds against UW-Milwaukee five days later ... scored 30 points, including 27 in the final 15:31, to lead Wisconsin back from a 13-point, second-half deficit at Minnesota ... shot 9-13 in that game, including 6-9 from three-point range ... recorded back-to-back "double-doubles" against Ohio State (21 pts./10 rebs.) and Northwestern (15 pts./12 rebs.) ... **Summer of 2001:** Leading scorer on New Zealand's Goodwill Games team, averaging 14.8 points ... led squad to a sixth-place finish (3-2) ... scored 23 points in 84-79 overtime upset of eventual silver medalist Brazil ... also added 21 points against Cuba ... **2000-01:** Played in all 29 games, starting 22 ... Big Ten's leading three-point shooter (.478) in conference games, third in all games (.432) ... UW's second-leading scorer at 11.2 ppg ... third in conference in three-pointers per game (2.41 in all games and 2.75 in league games) ... his 70 three-pointers were sixth-most in a season at Wisconsin ... field goal percentage of .485 in league competition ranked ninth in the conference ... scored in double figures 17 times, leading Badgers 10 times ... three 20-point efforts, including career-high 24 vs. Xavier, 23 at Michigan and 21 (career-high five three-pointers) vs. Minnesota ... made at least one three-pointer in each of the last 17 games ... after going 0-9 from three-point range in the season opener, shot .458 (70-153) from beyond the arc in the UW's final 28 games ... **Summer of 2000:** A member of New Zealand's 2000 Summer Olympic team ... he averaged 6.5 points, 1.2 rebounds and 0.5 assists as New Zealand finished 11th in the Games ... he had a personal Olympics high 17 points in a win over Angola ... led Badgers with 21.5 ppg scoring average on team's four-game summer tour in Italy in August ... **1999-2000:** Played in UW freshman-record 34 games, including six starts ... averaged 10.0 ppg as a starter ... scored six points (two three-pointers) off the bench in NCAA tournament semifinal vs. Michigan State ... then career highs of 17 points and 37 minutes in first career start at Purdue on Jan. 15 ... six points, three rebounds and three

Career Statistics

YEAR	GP-GS	Min/Avg	FG-FGA	Pct	3-POINT			REBOUNDING			PF-FO	AST	TO	BLK	STL	Pts/Avg	
					FG-FGA	Pct	FT-FTA	Pct	OFF-DEF	TOT							AVG
1999-00	34-6	433/12.7	45-135	.333	23-77	.299	14-19	.737	6-42	48	1.4	29-1	27	42	1	8	127/3.7
2000-01	29-22	824/28.4	108-245	.441	70-162	.432	40-56	.714	12-76	88	3.0	45-0	32	44	5	17	326/11.2
2001-02	32-32	1040/32.5	167-368	.454	62-161	.385	86-112	.768	33-124	157	4.9	66-2	55	79	3	20	482/15.1
TOTAL	95-60	2297/24.2	320-748	.428	155-400	.388	140-187	.749	51-242	293	3.1	140-3	114	165	9	45	935/9.8



assists off the bench in Big Ten tournament win over 22nd-ranked Purdue ... made 14-19 (.737) from free throw line for season ... **High School:** Attended Westlake Boys High School and played for Coach Simon Dennon ... his primary pre-college basketball experience came as a member of teams (coached by current UW assistant Tony Bennett) that played against professional opposition in New Zealand ... also played for New Zealand in the Under-20 Australian Championships where he averaged 32 points per game in six contests ... played four years of prep volleyball ... **Personal:** Born Nov. 23, 1980 in Auckland, New Zealand ... parents are Paul and Marie Penney ... has one brother (Rodd, 22) and one sister (Lara, 23) ... major is landscape architecture.

BEYOND THE KIRK PENNEY NUMBERS

Favorite NBA Player of all-time:

It was magical to watch Michael Jordan's career

Best basketball memory:

Opening ceremonies 2002 Summer Olympics

Posters I have on my wall:

"Inspiration" and "No bird soars too high if it soars with its own wings."

Best dressed on the team:

Andreas - Euro-style!

Best thing about playing basketball at Wisconsin:

supporters / fans - second to none!

Best class I've taken at UW:


Landscape Architecture classes

In my CD player right now:

Counting Crows

Big Ten Statistics

YEAR	GP-GS	Min/Avg	FG-FGA	Pct	3-POINT			REBOUNDING					PF-FO	AST	TO	BLK	STL	Pts/Avg
					FG-FGA	Pct	FT-FTA	Pct	OFF-DEF	TOT	AVG							
2000	15-6	285/19.0	30-92	.326	11-49	.224	12-15	.800	3-28	31	2.1	20-1	19	30	1	6	83/5.5	
2001	16-10	450/28.1	65-134	.485	44-92	.478	30-38	.789	3-40	43	2.7	26-0	15	21	3	9	204/12.8	
2002	16-16	537/33.6	84-182	.462	29-78	.372	47-59	.797	17-64	81	5.1	33-1	30	38	2	12	244/15.3	
TOTAL	47-32	1272/27.1	179-408	.439	84-219	.384	89-112	.795	23-132	155	3.3	79-2	64	89	6	27	531/11.3	



30 DAVE MADER

**6-11 • 255 lbs.
Junior • Center**

Appleton, Wis.
Appleton East High School

Summer of 2002: Member of the Big Ten Foreign Tour team ... tied for the team lead with 6.8 rebounds per game ... grabbed 11 boards in tour opener, followed by 10 rebounds in the next game ... averaged 3.6 points in the five games ... **2001-02:** Started all 32 games ... averaged 3.0 ppg and 2.6 rpg in 14.6 mpg ... scored career-high 10 points against Iowa (2/19) on 5-8 shooting in personal-best 28 minutes ... tied career high with eight rebounds against Maryland in second round of NCAA tournament ... scored nine points, all in a span of 5:34 of the second half, to spark upset win over Illinois ... blocked career-high three shots at Penn State ... had six rebounds in 20 minutes at Xavier ... **2000-01:** Appeared in 17 of 29 games as a redshirt freshman ... best performance came in first college game, against Northern Illinois, scoring seven points and adding eight rebounds in just 10 minutes off the bench ... grabbed five rebounds in nine minutes against Maryland the next time out ... career-high 11 minutes vs. Northwestern, pulling down four rebounds ... also played eight minutes against Illinois ... season total of 27 rebounds in 82 minutes averages out to 13.2 rebounds per 40 minutes ... **1999-2000:** Sat out season as a redshirt ... **High School:** Tabbed first-team all-conference and honorable mention all-state as a senior after averaging 13 points and eight rebounds per game for Coach Ron Parker's East squad ... grabbed school-record 17 boards in one game ... team was runner-up in sectional final ... played in WBCA all-star game ... averaged 11 points and 7.9 rebounds per game and was named league's defensive player of the year as a junior ... also earned second-team all-conference acclaim as a junior ... tallied 10 points and seven boards per contest as a sophomore ... **Personal:** Born September 24, 1980, in Appleton, Wis. ... parents are Richard and Shirley Mader ... sister, Michelle, played basketball at Valparaiso (1988-92) ... late brother, Dan, played basketball at Lakeland College (1982-83) and UW-Oshkosh (1984-86) ... brother, Mike, played hoops at UW-Oshkosh (1988-91) ... four of Dave's prep teammates went on to play college basketball ... undecided on major.

Career Highs

- Points:** 10 vs. Iowa (2/19/02)
- Field Goals:** 5 vs. Iowa (2/19/02)
- Field Goal Attempts:** 9 at Michigan (2/2/02)
- 3-Point Field Goals:** 0
- 3-Point Field Goal Attempts:** 0
- Free Throws:** 4 vs. Minnesota (1/16/02)
- Free Throw Attempts:** 4, twice, MR: at Michigan (2/2/02)
- Rebounds:** 8, twice, MR: vs. Maryland (3/17/02)
- Assists:** 4 vs. Maryland (3/17/02)
- Blocked Shots:** 3 at Penn State (1/9/02)
- Steals:** 2 at Xavier (12/10/01)
- Minutes:** 28 vs. Iowa (2/19/02)

Career Statistics

YEAR	GP-GS	Min/Avg	FG-FGA	Pct	3-POINT		FT-FTA	Pct	REBOUNDING			PF-FO	AST	TO	BLK	STL	Pts/Avg
					FG-FGA	Pct			Off-Def	Tot	Avg						
2000-01	17-0	82/4.8	6-18	.333	0-0	.000	6-8	.750	11-16	27	1.6	18-0	3	5	3	0	18/1.1
2001-02	32-32	466/14.6	41-98	.418	0-0	.000	14-21	.667	42-41	83	2.6	77-2	21	39	14	9	96/3.0
TOTAL	49-32	548/11.2	47-116	.405	0-0	.000	20-29	.690	53-57	110	2.2	95-2	24	44	17	9	114/2.3



BEYOND THE DAVE MADER NUMBERS

Best basketball memory:

Final Four

Something unusual the average person wouldn't know about me:

I play the drums

Posters I have on my wall:

Picture of Jesus

Best class I've taken at UW:

Music 114

If I could play any other sport at UW, it would be:

Golf

Best dressed on the team:

Andreas Helmigk

Worst dressed on the team:

Andreas Helmigk

Favorite Food:

Pizza

Greatest invention of the last 100 years:

Scooters

In my CD player right now:

Passion 2002


Best video game player on the team:

Mike Wilkinson

MEET THE BADGERS

Big Ten Statistics

YEAR	GP-GS	Min/Avg	FG-FGA	PCT	3-POINT		FT-FTA	PCT	REBOUNDING		PF-FO	AST	TO	BLK	STL	Pts/Avg	
					FG-FGA	PCT			TOT	AVG							
2001	10-0	43/4.3	2-9	.222	0-0	.000	3-4	.750	2-8	10	1.0	9-0	0	2	1	0	7/0.7
2002	16-16	247/15.4	29-65	.446	0-0	.000	9-14	.643	21-19	40	2.5	44-2	9	21	10	5	67/4.2
TOTAL	26-16	290/11.2	31-74	.459	0-0	.000	12-18	.667	23-27	50	1.9	53-2	9	23	11	5	74/2.8



24 FREDDIE OWENS

**6-2 • 185 lbs.
Junior • Guard**

Milwaukee, Wis.
Washington High School

2001-02: Played in all 32 games, coming off the bench ... fifth on the team in scoring at 8.1 ppg ... had 14 double-digit scoring efforts ... scored career-high 23 points on 10-14 shooting in personal-best 37 minutes vs. Temple ... scored 16 straight points in a span of 4:15 of the second half against Northwestern, finishing with 20 points on 7-8 shooting ... scored 18 points in first round NCAA Tournament win over St. John's ... scored all 12 of his points in the second half, including the game-winning basket with 25 seconds left, at Michigan State ... best penetrator on the team and streaky shooter, shot 50 percent or better from the field in 15 games ... grabbed personal-best nine rebounds at Ohio ...
2000-01: Played in 18 of 29 games as a true freshman ... scored five points and added an assist in college debut at No. 9 Tennessee ... made 60-foot heave at halftime buzzer vs. Volunteers, ESPN's "Play of the Day" and his only three-pointer of the season ... recorded career highs in points (six) and minutes (13) against Ohio ... contributed four points in 10 minutes off the bench vs. Northwestern ... seven minutes against hometown school UW-Milwaukee ... **High School:** Earned honorable mention all-state and honorable mention all-conference honors as a senior at Washington ... averaged 11.0 points, 5.0 rebounds and 4.0 assists in his final prep campaign ... team was 25-3 and shared league title ... as a junior he averaged 17 points, four rebounds and three assists and was named one of top 25 juniors in Wisconsin ... team was 22-4 in 1998-99 ... helped team to 21-5 mark as a sophomore when he averaged six points, two rebounds and four assists ... **Personal:** Born Oct. 30, 1981 in Milwaukee, Wis. ... father is Lawrence Owens Sr., mother is Susan Owens and stepmother is Emerald Bonner ... has six brothers and sisters ... prep teammate of Mississippi State's Robert Jackson ... major is journalism.

Career Highs

- Points:** 23 vs. Temple (12/3/01)
- Field Goals:** 10 vs. Temple (12/3/01)
- Field Goal Attempts:** 14 vs. Temple (12/3/01)
- 3-Point Field Goals:** 3, three times, MR: vs. Michigan (2/27/02)
- 3-Point Field Goal Attempts:** 5 vs. Temple (12/3/01)
- Free Throws:** 6 vs. St. John's (3/15/02)
- Free Throw Attempts:** 8 vs. St. John's (3/15/02)
- Rebounds:** 9 at Ohio (12/8/01)
- Assists:** 3 vs. Temple (12/3/01)
- Blocked Shots:** 0
- Steals:** 2, three times, MR: vs. St. John's (3/15/02)
- Minutes:** 37 vs. Temple (12/3/01)

Career Statistics

YEAR	GP-GS	Min/Avg	FG-FGA	Pct	3-POINT		FT-FTA	Pct	REBOUNDING			PF-FO	AST	TO	BLK	STL	Pts/Avg
					FG-FGA	Pct			Off-Def	Tot	Avg						
2000-01	18-0	69/3.8	5-12	.417	1-4	.250	7-12	.583	1-2	3	0.2	10-0	5	5	0	1	18/1.0
2001-02	32-0	760/23.8	108-240	.450	20-55	.364	24-40	.600	27-60	87	2.7	67-2	30	45	0	23	260/8.1
TOTAL	50-0	829/16.6	113-252	.448	21-59	.356	31-52	.596	28-62	90	1.8	77-2	35	50	0	24	278/5.6



BEYOND THE FREDDIE OWENS NUMBERS

Favorite NBA player of all-time:

Michael Jordan

Best basketball memory:

Winning Big Ten Championship

In 10 years, I'll be...

In the NBA or owning a business

My most prized possession:

Life

Best class I've taken at UW:

Life Science Communication 530

Favorite thing about playing basketball at Wisconsin:

Fans

If I could play any other sport at UW, it would be:

Football

Significance of your uniform number:

My dad wore it in high school

Best dressed on the team:

Devin Harris

Worst dressed on the team:

Andreas Helmigk

Funniest guy on the team:

Freddie Owens

Best video game player on the team:

Ray Nixon

Favorite Food:

Chicken and corn bread

Person I admire most:

My father


Well-known person that attended my high school:

Latrell Sprewell

MEET THE BADGERS

Big Ten Statistics

YEAR	GP-GS	Min/Avg	FG-FGA	Pct	3-POINT		FT-FTA	Pct	REBOUNDING			PF-FO	AST	TO	BLK	STL	Pts/Avg
					FG-FGA	Pct			Off-Def	Tot	Avg						
2001	10-0	27/2.7	2-6	.333	0-1	.000	0-1	.000	0-2	2	0.2	2-0	1	3	0	0	4/0.4
2002	16-0	368/23.0	45-106	.425	13-30	.433	5-11	.455	9-24	33	2.1	30-2	11	17	0	11	108/6.8
TOTAL	26-0	395/15.2	47-112	.420	13-31	.419	5-12	.417	9-26	35	1.3	32-2	12	20	0	11	112/4.3



3 IKE UKAWUBA

Honors: 2002 Academic All-Big Ten ... **2001-02:** Appeared in four games, totaling three minutes ... tied career-best with two minutes vs. Northwestern ... dished out first career assist at Hawaii-Hilo ... **2000-01:** Saw action in five games as a first-year walk-on ... two points at Michigan were first of his career ... one rebound vs. Ohio ... **High School:** Earned all-academic and most improved player honors as he helped Lincoln Park to a 22-8 record and the Red North Section title ... averaged 11.5 points, 5.0 rebounds, 3.5 assists and 1.5 steals as a senior ... team was 21-9 and he averaged 7.0 points and 3.5 boards his junior year ... registered averages of 14.1 points and 7.5 rebounds per game as a sophomore and earned 110-percent award ... ran cross country and track ... **Personal:** Born Jan. 9, 1982 in Chicago, Ill. ... parents are Stella Ekeocha and Charles Ukawuba ... prep teammate Aaron Carr played at Illinois-Chicago ... major is mechanical engineering.

**6-3 • 175 lbs.
Junior • Guard**


Chicago, Ill.
Lincoln Park High School

Career Highs

- Points:** 2 at Michigan (2/3/01)
- Field Goals:** 1 at Michigan (2/3/01)
- Field Goal Attempts:** 1, twice, MR: at Michigan (2/3/01)
- 3-Point Field Goals:** 0
- 3-Point Field Goal Attempts:** 0
- Free Throws:** 0
- Free Throw Attempts:** 0
- Rebounds:** 1 vs. Ohio (12/9/00)
- Assists:** 1 at Hawaii-Hilo (11/23/01)
- Blocked Shots:** 0
- Steals:** 0
- Minutes:** 2, three times, MR: vs. Northwestern (2/9/02)

Career Statistics

YEAR	GP-GS	Min/Avg	FG-FGA	Pct	3-POINT		FT-FTA	Pct	REBOUNDING			PF-FO	AST	TO	BLK	STL	Pts/Avg
					FG-FGA	Pct			Off-Def	Tot	Avg						
2000-01	5-0	7/1.4	1-2	.500	0-0	.000	0-0	.000	0-1	1	0.2	0-0	0	1	0	0	2/0.4
2001-02	4-0	3/0.8	0-0	.000	0-0	.000	0-0	.000	0-0	0	0.0	0-0	1	1	0	0	0/0.0
TOTAL	9-0	10/1.1	1-2	.500	0-0	.000	0-0	.000	0-1	1	0.1	0-0	1	2	0	0	2/0.2



BEYOND THE IKE UKAWUBA NUMBERS

MEET THE BADGERS

Favorite NBA player of all-time:

MJ

Best basketball memory:

Hitting a buzzer-beater in high school against Raleigh Egypt, Ky.

Something unusual the average person wouldn't know about me:

I sleep with one eye open

In 10 years, I'll be ...

Very rich

Dream Job:

Working in the media

If I could invite three people (living or dead) to dinner, it would be ...

Halle Berry, Napoleon and Halle Berry

My most prized possession:

Bears jersey and Bears hat

Best class I've taken at UW:

Calculus

Favorite thing about playing basketball at Wisconsin:

Running the hill

Least favorite thing:

Cold whirlpool

In my CD player right now:

Tweet

Best dressed on the team:

Andreas Helmigk

Worst dressed on the team:

Andreas Helmigk

Best video game player on the team:


Mike Wilkinson

Person I admire most:

My mom

Big Ten Statistics

YEAR	GP-GS	Min/Avg	FG-FGA	Pct	3-POINT		FT-FTA	Pct	REBOUNDING			PF-FO	AST	TO	Blk	StL	Pts/Avg
					FG-FGA	Pct			Off-Def	TOT	Avg						
2001	3-0	3/1.0	1-1	1.000	0-0	.000	0-0	.000	0-0	0	0.0	0-0	0	0	0	0	2/0.7
2002	1-0	2/2.0	0-0	.000	0-0	.000	0-0	.000	0-0	0	0.0	0-0	0	0	0	0	0/0.0
TOTAL	4-0	5/1.3	1-1	1.000	0-0	.000	0-0	.000	0-0	0	0.0	0-0	0	0	0	0	2/0.5



32 DEANDRE BUCHANAN

2001-02: Appeared in games vs. Northwestern and St. John's ... made only field goal attempt in Northwestern game ... invited to walk on prior to the season ... **High School:** Averaged 17 points, eight rebounds and three blocked shots as a senior at Verona High School ... was an honorable mention all-state selection as well as a first-team all-area and all-conference choice ... team MVP as a senior, leading Verona to the sectional semi-finals ... also named first-team all-area and all-conference as a junior when he averaged 17 points and nine rebounds a game ... scored 10 points per game and averaged five rebounds as a sophomore ... honorable mention all-conference that season ... **Personal:** Born July 23, 1983 in Chicago, Ill. ... mother's name is Felicia Brown ... oldest of four children ... major is undecided.

**6-5 • 195 lbs.
Soph. • Forward**


Verona, Wis.
Verona High School

Career Highs

- Points:** 2 vs. Northwestern (2/9/02)
- Field Goals:** 1 vs. Northwestern (2/9/02)
- Field Goal Attempts:** 1 vs. Northwestern (2/9/02)
- 3-Point Field Goals:** 0
- 3-Point Field Goal Attempts:** 0
- Free Throws:** 0
- Free Throw Attempts:** 0
- Rebounds:** 0
- Assists:** 0
- Blocked Shots:** 0
- Steals:** 0
- Minutes:** 1 vs. Northwestern (2/9/02)

Career Statistics

YEAR	GP-GS	Min/Avg	FG-FGA	Pct	3-POINT		FT-FTA	Pct	REBOUNDING			PF-FO	AST	TO	Blk	STL	Pts/Avg
					FG-FGA	Pct			Off-Def	Tot	Avg						
2001-02	2-0	1/0.5	1-1	1.000	0-0	.000	0-0	.000	0-0	0	0.0	1-0	0	0	0	0	2/1.0
TOTAL	2-0	1/0.5	1-1	1.000	0-0	.000	0-0	.000	0-0	0	0.0	1-0	0	0	0	0	2/1.0



BEYOND THE DEANDRE BUCHANAN NUMBERS

Favorite NBA player of all-time:

Michael Jordan

In 10 years, I'll be ...

Making a lot of money

Dream Job:

Rest and relaxation

Posters I have on my wall:

Jordan and our team

My most prized possession:

My Air Force One's

Best class I've taken at UW:

Afro-American studies 156

Favorite thing about playing basketball at Wisconsin:

My teammates

If I could play one other sport at UW it would be:

Track or football

In my CD player right now:

Jay-Z

Favorite Movie:

Carlito's Way

Favorite Food:

Pizza


Person I admire most:

My uncle

MEET THE BADGERS

Big Ten Statistics

YEAR	GP-GS	MIN/AVG	FG-FGA	PCT	3-POINT		FT-FTA	PCT	REBOUNDING			PF-FO	AST	TO	BLK	STL	PTS/AVG
					FG-FGA	PCT			OFF-DEF	TOT	AVG						
2002	1-0	1/1.0	1-1	1.000	0-0	.000	0-0	.000	0-0	0	0.0	1-0	0	0	0	0	2/2.0
TOTAL	1-0	1/1.0	1-1	1.000	0-0	.000	0-0	.000	0-0	0	0.0	1-0	0	0	0	0	2/2.0



13 CLAYTON HANSON

2001-02: Appeared in 14 games as a first-year walk-on ... played season-best five minutes in collegiate debut at Georgia Tech, hitting 1-2 three-pointers ... scored career-high four points and added a steal and blocked shot at Illinois ... grabbed two rebounds against Temple ... also had three points at Ohio and scored a field goal against UW-Green Bay ... **High School:** Named *The Capital Times* player of the year after averaging 28.7 points and 8.6 rebounds as a senior ... also named the *Wisconsin State Journal* all-area player of the year and second-team A.P. all-state ... finished as Reedsburg's career scoring leader with 1,751 points ... career scoring average of 20.1 points per game is also tops in school history ... three-time unanimous first-team all-South Central Conference selection ... averaged 23 points and seven rebounds a game as a junior, earning honorable mention all-state honors ... was also an honorable mention all-state selection as a sophomore when he averaged 17 points per contest ... earned two varsity letters in football as well ... attended same high school as UW director of basketball operations Saul Phillips ... **Personal:** Born Oct. 18, 1982 in Reedsburg, Wis. ... parents are Michael and Karen Hanson ... youngest of three children ... major is undecided.

**6-5 • 185 lbs.
Soph. • Guard**


Reedsburg, Wis.
Reedsburg High School

Career Highs

- Points:** 4 at Illinois (1/23/02)
- Field Goals:** 1, four times, MR: at Illinois (1/23/02)
- Field Goal Attempts:** 2, four times, MR: at Michigan State (1/12/02)
- 3-Point Field Goals:** 1, twice, MR: at Ohio (12/8/01)
- 3-Point Field Goal Attempts:** 2, three times, MR: at Michigan State (1/12/02)
- Free Throws:** 2 at Illinois (1/23/02)
- Free Throw Attempts:** 2 at Illinois (1/23/02)
- Rebounds:** 2 vs. Temple (12/3/01)
- Assists:** 1, twice, MR: at Northwestern (1/30/02)
- Blocked Shots:** 1 at Illinois (1/23/02)
- Steals:** 1 at Illinois (1/23/02)
- Minutes:** 5 at Georgia Tech (11/28/01)

Career Statistics

YEAR	GP-GS	MIN/AVG	FG-FGA	PCT	3-POINT		FT-FTA	PCT	REBOUNDING			PF-FO	AST	TO	BLK	STL	PTS/AVG
					FG-FGA	PCT			OFF-DEF	TOT	AVG						
2001-02	14-0	36/2.6	4-12	.333	2-9	.222	2-2	1.000	1-3	4	0.3	3-0	2	3	1	1	12/0.9
TOTAL	14-0	36/2.6	4-12	.333	2-9	.222	2-2	1.000	1-3	4	0.3	3-0	2	3	1	1	12/0.9



BEYOND THE CLAYTON HANSON NUMBERS

Something unusual the average person wouldn't know about me:

I was hypnotized at a high school assembly and performed Ricky Martin's "Livin' La Vida Loca" for the entire school

Posters I have on my wall:

Michael Jordan - Wings

My most prized possession:

My smoothie machine

Best class I've taken at UW:

Math 201 with Steve Wainger

If I could play one other sport at UW, it would be:

Football

In my CD player right now:

John Mayer

Best dressed on the team:

Andreas Helmigk

My pre-game routine:

Do a little studying

Best video game player on the team:

Mike Wilkinson

Most famous person I've met:

Little Richard

Well known person that attended my high school:

Saul Phillips!!!

People I admire most:

My family


Greatest invention of the last 100 years:

Smoothie machine

MEET THE BADGERS

Big Ten Statistics

YEAR	GP-GS	MIN/AVG	FG-FGA	Pct	3-POINT		FT-FTA	Pct	OFF-DEF	REBOUNDING			PF-FO	AST	TO	BLK	STL	PTS/AVG
					FG-FGA	Pct				TOT	AVG	AVG						
2002	7-0	15/2.1	1-3	.333	0-2	.000	2-2	1.000	0-2	2	0.3	0-0	1	1	1	1	1	4/0.6
TOTAL	7-0	15/2.1	1-3	.333	0-2	.000	2-2	1.000	0-2	2	0.3	0-0	1	1	1	1	1	4/0.6



34 DEVIN HARRIS

2001-02: Had one of the best freshman campaigns in UW history ... started all 32 games, tying the UW freshman record ... led the team in minutes at 34.2 ... his 1,094 minutes played were a Wisconsin freshman record and fourth-most among frosh in the nation ... also set UW freshmen records for three-pointers (59), three-point attempts (161), free throws (101) and free throw percentage (.777) ... his 12.3 ppg were second-best on the team and second among Big Ten freshmen ... led the squad in free throws, free throw attempts, free throw percentage, steals (43) and blocks (18) ... recorded 22 double-figure scoring efforts, including eight of the last nine games ... made at least four three-pointers in seven games ... recorded only career "double-double" (21 pts./13 rebs.) in 47 minutes of action against Temple ... attempted Big Ten-record 20 three-pointers (making six) in that game ... followed that up with career-best 24 points, including 10-12 free throw shooting, in 40 minutes at Ohio ... had back-to-back 20-point scoring efforts against Iowa (20) and Michigan (21) to end the regular season, making 8-11 three-pointers in those games ... game-winning steal and lay-up with 4.7 seconds left at hometown UW-Milwaukee ... made 5-6 free throws (including intentional miss) in final 13 seconds of 94-92 overtime upset of No. 16 Ohio State ... first freshman to start a season-opener at UW since Mike Kelley in 1997 ... second-most points (20) in Badger history by a freshman in a season-opener ... **High School:** Named Wisconsin state player of the year by the Associated Press after leading Wauwatosa East to a 21-1 overall record as a senior ... averaged 25.3 points, 5.2 assists, 4.0 rebounds and 4.1 steals per game, earning Mr. Basketball honors from the *Milwaukee Journal Sentinel* and the Wisconsin Basketball Coaches Association ... honorable mention all-state selection as a junior when he averaged 14.1 points and 6.3 assists per game ... led team to a 21-3 record ... played one year of volleyball and was named first-team all-conference ... **Personal:** Born Feb. 27, 1983 in Milwaukee, Wis. ... parents are Terry and Julie Harris ... has one brother (Bruce, 21) and one sister (Tanisha, 16) ... prep teammate of Marquette's Scott Merritt ... major is undecided.

**6-3 • 185 lbs.
Soph. • Guard**

Milwaukee, Wis.
Wauwatosa East High School

Career Highs

- Points:** 24 at Ohio (12/8/01)
- Field Goals:** 7, twice, MR: vs. Michigan (2/27/02)
- Field Goal Attempts:** 24 vs. Temple (12/3/01)
- 3-Point Field Goals:** 6 vs. Temple (12/3/01)
- 3-Point Field Goal Attempts:** 20 vs. Temple (12/3/01)
- Free Throws:** 10 at Ohio (12/8/01)
- Free Throw Attempts:** 14 at Illinois (1/23/01)
- Rebounds:** 13 vs. Temple (12/3/01)
- Assists:** 5 at Michigan State (1/12/02)
- Blocked Shots:** 3 vs. Illinois (1/5/02)
- Steals:** 4 vs. Iowa (3/8/02)
- Minutes:** 47 vs. Temple (12/3/01)

Career Statistics

YEAR	GP-GS	MIN/AVG	FG-FGA	PCT	3-POINT		FT-FTA	PCT	REBOUNDING			PF-FO	AST	TO	BLK	STL	PTS/AVG
					FG-FGA	PCT			OFF-DEF	TOT	AVG						
2001-02	32-32	1094/34.2	117-283	.413	59-161	.366	101-130	.777	19-86	105	3.3	68-0	56	53	18	43	394/12.3
TOTAL	32-32	1094/34.2	117-283	.413	59-161	.366	101-130	.777	19-86	105	3.3	68-0	56	53	18	43	394/12.3



BEYOND THE DEVIN HARRIS NUMBERS

Favorite NBA player of all-time:

Kobe Bryant

Best basketball memory:

Winning the Big Ten Championship on my birthday

In 10 years, I'll be ...

Married with children

If I could invite three people (living or dead) to dinner, it would be ...

Jesus, Kobe and Martin Luther King, Jr.

My most prized possession:

Binder of pictures of my girlfriend and me

Best class I've taken at UW:

Sociology 131

If I could play any other sport at UW, it would be:

Tennis or volleyball

In my CD player right now:

Nelly

Significance of my uniform number:

Adds up to lucky number 7

Best dressed on the team:

Ike Ukawuba

Worst dressed on the team:

Andreas Helmigk

Funniest guy on the team:

Freddie Owens

Best video game player on the team:

Boo Wade and Ray Nixon

Person I admire most:

My father

Greatest invention of the last 100 years:


Cell phone

MEET THE BADGERS

Career Statistics

YEAR	GP-GS	MIN/Avg	FG-FGA	PCT	3-POINT		FT-FTA	PCT	OFF-DEF	REBOUNDING			PF-FO	AST	TO	BLK	STL	PTS/AVG
					FG-FGA	PCT				TOT	AVG							
2002	16-16	547/34.2	57-132	.432	27-75	.360	45-62	.726	6-39	45	2.8	28-0	32	26	5	22	186/11.6	
TOTAL	16-16	547/34.2	57-132	.432	27-75	.360	45-62	.726	6-39	45	2.8	28-0	32	26	5	22	186/11.6	

MEET THE BADGERS



54 MIKE WILKINSON

2001-02: Appeared in all 32 games as a redshirt freshman, averaging 28.2 mpg ... led the UW (second among Big Ten frosh) in rebounding at 5.3 rpg ... sixth in the conference with 2.34 offensive rebounds per game ... recorded four "double-doubles," most by a Big Ten freshman and most by a UW frosh since Rashard Griffith in 1993-94 ... scored in double figures 15 times ... second-best free throw percentage by a UW freshman (.756) in history ... second on the squad with 40 steals ... averaged 9.3 ppg (fourth on team) ... averaged 12.2 ppg and 6.3 rpg at home ... scored career-high 19 points, including 13-16 shooting from the free throw line, and added nine rebounds vs. Ohio State ... recorded first career "double-double" against Furman (15 pts./11 rebs.) then followed that with 16 points and career-best 12 rebounds in upset of Marquette ... also recorded back-to-back "double-doubles" later in the season vs. Minnesota (14 pts./10 rebs.) and Purdue (16 pts./10 rebs.) ... scored 15 points, including 4-5 three-pointers, vs. Tennessee ... **2000-01:** Sat out as a redshirt ... **High School:** Named Mr. Basketball in Wisconsin as a senior ... state player of the year by the *Wisconsin State Journal* ... three-time first-team all-conference selection ... Wisconsin Heights was 19-4 and won league title as he averaged 28.6 points and 12.1 rebounds while shooting 61 percent from the field and 74 percent from the free throw line ... as a junior he led team to regional title and 21-4 mark while averaging 20.4 points and 10.6 rebounds and shooting 55 percent from the floor and 73 percent from the free throw line ... team won regional championship his sophomore year as he averaged 14.9 points and 9.3 rebounds ... **Personal:** Born Oct. 1, 1981 in Sauk Prairie, Wis. ... parents are Margaret and Kendall Wilkinson ... oldest of five Wilkinson children ... father played basketball at UW-Richland Center ... prep teammate Travis Haack plays at UW-Stout ... major is agricultural business.

**6-8 • 235 lbs.
Soph. • Forward**


Blue Mound, Wis.
Wisconsin Heights High School

Career Highs

- Points:** 19 vs. Ohio State (2/6/02)
- Field Goals:** 6 vs. Purdue (1/19/02)
- Field Goal Attempts:** 11 vs. Furman (12/15/01)
- 3-Point Field Goals:** 4 vs. Tennessee (12/29/01)
- 3-Point Field Goal Attempts:** 5, twice, MR: vs. Tennessee (12/29/01)
- Free Throws:** 13 vs. Ohio State (2/6/02)
- Free Throw Attempts:** 16 vs. Ohio State (2/6/02)
- Rebounds:** 12 vs. Marquette (12/22/01)
- Assists:** 4, three times, MR: vs. Illinois (1/5/02)
- Blocked Shots:** 3 vs. Ohio State (2/6/02)
- Steals:** 4 at Michigan State (1/12/02)
- Minutes:** 43 vs. Temple (12/3/01)

Career Statistics

YEAR	GP-GS	MIN/AVG	FG-FGA	PCT	3-POINT		FT-FTA	PCT	REBOUNDING			PF-FO	AST	TO	BLK	STL	PTS/AVG
					FG-FGA	PCT			OFF-DEF	TOT	AVG						
2001-02	32-0	903/28.2	94-212	.443	18-54	.333	93-123	.756	75-96	171	5.3	77-1	48	51	14	40	299-9.3
TOTAL	32-0	903/28.2	94-212	.443	18-54	.333	93-123	.756	75-96	171	5.3	77-1	48	51	14	40	299-9.3



BEYOND THE MIKE WILKINSON NUMBERS

Favorite NBA player of all-time:

Michael Jordan

Something unusual the average person wouldn't know about me:

I'm a big fan of video games

In 10 years, I'll be ...

On the farm, farming

If I could invite three people (living or dead) to dinner, it would be ...

Mom, dad and best friend

My most prized possession:

Life

Best class I've taken at UW:

Dairy Science

Favorite thing about playing basketball at Wisconsin:

Fans

Least favorite thing:

Traveling

My pre-game ritual:

I can't tell you

Best dressed on the team:

Ike Ukawuba

Worst dressed on the team:

Andreas Helmigk

Worst hair on the team:

Mike Wilkinson

Funniest guy on the team:

Freddie Owens

Person I admire most:

My father


Greatest invention of the last 100 years:

Scoters

MEET THE BADGERS

Career Statistics

YEAR	GP-GS	Min/Avg	FG-FGA	Pct	3-POINT		FT-FTA	Pct	REBOUNDING			PF-FO	AST	TO	BLK	STL	Pts/Avg
					FG-FGA	Pct			Off-Def	Tot	Avg						
2002	16-0	442/27.6	49-103	.476	4-16	.250	43-54	.796	41-42	83	5.2	41-1	27	24	11	26	145/9.1
TOTAL	16-0	442/27.6	49-103	.476	4-16	.250	43-54	.796	41-42	83	5.2	41-1	27	24	11	26	145/9.1



5 JASON CHAPPELL

High School: Attended Worcester Academy in Massachusetts last year ... averaged 10 points and eight rebounds on a team that featured five other NCAA Division I recruits ... went to New Berlin West High School in New Berlin, Wis. ... averaged 20 points, 16 rebounds and five assists as a senior and earned honorable mention all-state accolades ... was also an honorable mention all-state selection as a junior, scoring 13 points and grabbing nine rebounds a game as West won the Division II state championship ...

Personal: Born on Jan. 10, 1983 in Cudahy, Wis. ... parents are Len and Joanne Chappell ... father, Len, played in the NBA from 1963-72 ... older brother, John, plays basketball at South Carolina ... major is undecided.

BEYOND THE NUMBERS JASON CHAPPELL

**6-10 • 230 lbs.
Frosh. • F/C**

New Berlin, Wis.
New Berlin West High School
Worcester (Mass.) Academy

Favorite NBA player of all-time:

Len Chappell

Best basketball memory:

Winning state championship

In 10 years, I'll be ...

Somewhere else

If I could invite three people (living or dead) to dinner, it would be ...

Jesus, Bob Marley ...

Dream Job:

Video game tester

Posters on my wall:

Superfly, Bob Marley and Shaft

Favorite thing about playing basketball at Wisconsin:

Running the hill

Least favorite thing:

Running the hill

Best dressed on the team:


Andreas Helmigk

Most famous person I've met:

Oscar Robertson

Greatest invention of the last 100 years:

Internet



11 JOHN EMERSON

High School: Averaged 21 points and eight rebounds as a senior at New Richmond ... first-team All-Northwest and All-Big Rivers Conference ... Big Rivers Conference Player of the Year ... honorable mention all-state selection by both the *Milwaukee Journal Sentinel* and the Associated Press ... scored 26 points at the WBCA Division 2 All-Star Game, the most of any player in any of the four divisions ... first-team all-conference as a junior ... two-time team MVP and captain ... finished career with more than 1,016 points ...
Personal: Born on Jan. 29, 1984 ... parents are Mark and Janine Emerson ... has two sisters ... major is undecided.

**6-4 • 195 lbs.
Frosh. • Guard**

New Richmond, Wis.
New Richmond High School

BEYOND THE NUMBERS JOHN EMERSON

Favorite NBA player of all-time:

Jason Kidd

Best basketball memory:

WBCA All-star game ... the whole week

The most unusual thing the average person wouldn't know about me:

I played hockey until seventh grade

If I could invite three people (living or dead) to dinner, it would be ...

Michael Jordan, Jason Kidd ...

Dream Job:

Division I head coach

If I could play any other sport at UW it would be:

Hockey

Favorite thing about playing basketball at Wisconsin:

The experience as a whole

Least favorite thing:

Running the hill

Best video game player on the team:

Boo Wade

Funniest guy on the team:


Freddie Owens

Most famous person I've met:

Lamar Odom

Person I admire most:

My dad



21 ANDREAS HELMIGK

2001-02: Sat out season due to a knee injury ... **High School:** Member of the Austrian National Team ... played for Worthersee Piraten in the first division of the Austrian league, averaging 11 points and six rebounds despite playing just the second and third quarters due to his amateur status ... **Personal:** Born Dec. 10, 1979 in Klagenfurt, Austria ... parents are Heiner and Magda Helmigk ... older brother played professional football in Europe ... major is undecided.

BEYOND THE NUMBERS

ANDREAS HELMIGK

6-9 • 245 lbs.
Frosh. • Forward

Klagenfurt, Austria

Favorite NBA player of all-time:

Alonzo Mourning

Best basketball memory:

2000 Austrian Championship Finals

In 10 years, I'll be ...

Still playing ball

If I could invite three people (living or dead) to dinner, it would be ...

My best friend, my mom and my dad

Posters on my wall:

World map, an ocean poster and UW basketball

Favorite thing about playing basketball at Wisconsin:

The Kohl Center

Least favorite thing:

Running

Best dressed on the team:

Devin Harris

Funniest guy on the team:

Freddie Owens

Best video game player on the team:

Mike Wilkinson

Most famous person I've met:


Tim Hardaway

Greatest invention of the last 100 years:

Computers

Favorite Food:

Wienerschnitzel



4 RAY NIXON

High School: Second-team all-state selection by the Associated Press and the Milwaukee Journal Sentinel after averaging 12.3 points and shooting 54 percent from the field as a senior ... led Dominican to a 24-1 record and the sectional final ... first-team all-conference selection and honorable mention all-state as a junior, averaging 15 points and six rebounds per contest ... part of the state championship team as a sophomore ... prep teammate of Chicago State's Derrick Wimmer ... **Personal:** Born on Sept. 10, 1984 in Milwaukee, Wis. ... parents are Raymond and Pershell Nixon ... has two older sisters ... major is undecided.

BEYOND THE NUMBERS

RAY NIXON

**6-7 • 205 lbs.
Frosh. • Forward**

Milwaukee, Wis.
Dominican High School

Favorite NBA player of all-time:

Tracy McGrady

Best basketball memory:

State championship

Dream job:

Architect

If I could invite three people (living or dead) to dinner, it would be ...

Tracy McGrady, Bill Cosby and Jesus

My most prized possession:

My coin collection

Favorite thing about playing basketball at Wisconsin:

Friendly atmosphere

Least favorite thing:

Running

Best dressed on the team:

Andreas Helmigk

Funniest guy on the team:

Freddie Owens

Significance of my uniform number:


It was the age when I started playing basketball

Person I admire most:

My sister

Well-known person who attended my high school:

Shannon Anderson



42 ALANDO TUCKER

High School: Averaged 22.2 points, 7.7 rebounds and 5.7 assists to earn first-team all-state honors as a senior ... scored 35 points against Joliet, then the No. 1 team in the state ... 21.6 points and seven rebounds per game as a junior ... one of only two juniors (Duke recruit Michael Thompson was the other) to be named to the *Herald News* AA all-area team ... **Personal:** Born on Feb. 11, 1984 ... parents are Lisa Tucker and Forrest Harris ... major is undecided.

BEYOND THE NUMBERS ALANADO TUCKER

**6-5 • 195 lbs.
Frosh. • G/F**

Lockport, Ill.
Lockport Township High School

Favorite NBA player of all-time:

Rodney Rodgers

Most unusual thing the average person wouldn't know about me:

I have very hairy knees and elbows

Dream job:

Model

If I could invite three people (living or dead) to dinner, it would be ...

Deuce Bigelow, Arnold from Different Strokes and Eddie Murphy

Posters I have on my wall:

T-Mac and Michael Jordan

My most prized possession:

My lucky horseshoe

If I could play any other sport at UW, it would be:

Hockey

In my CD player right now:

Brittany Spears

Best dressed on the team:

Andreas Helmigk

Funniest guy on the team:

Andreas Helmigk

Person I admire most:

All my parents

Most famous person I've met:


Bob Love

Greatest invention of the last 100 years:

The ice cream truck

12 BOO WADE

High School: First-team all-state selection by the *Milwaukee Journal Sentinel* as a senior after averaging 15.3 points and leading Milwaukee Vincent to a 23-1 record ... second-team all-state selection by the Associated Press ... scored 60 points in three-game state tournament as a junior, including 23 in the championship game ... that was the second of two consecutive state championships for Wade and Vincent ... **Personal:** Born on Sept. 24, 1984 ... parents are Willie and Thelma Wade ... major is undeclared.



**6-3 • 185 lbs.
Frosh. • Guard**

Milwaukee, Wis.
Milwaukee Vincent High School

BEYOND THE NUMBERS BOO WADE

Favorite NBA player of all-time:

Michael Jordan

Best basketball memory:

State championship

Most unusual thing the average person wouldn't know about me:

I'm loud behind closed doors

Dream job:

Middle school teacher

If I could invite three people (living or dead) to dinner, it would be ...

Eddie Murphy, Jamie Foxx and Martin Lawrence

If I could play any other sport at UW, it would be:

Football

Best dressed on the team:

Andreas Helmigk

Funniest guy on the team:

Freddie Owens

Best video game player on the team:

Maurice Wade

Person I admire most:

My dad

Most famous person I've met:

R. Kelly

MEET THE BADGERS

CAREER GAME-BY-GAME STATS

MEET THE BADGERS

Clayton Hanson

2001-02

Opp.	MP	FG-A	3FG-A	FT-A	O-D-T	A	TO	B	S	TP
at UNLV	DNP									
at Hawaii-Hilo	1	0-0	0-0	0-0	0-0-0	0	0	0	0	0
vs. Weber State	DNP									
vs. Hawaii	DNP									
at Georgia Tech	5	1-2	1-2	0-0	0-0-0	0	0	0	0	3
UW-Green Bay	4	1-2	0-1	0-0	0-0-0	1	1	0	0	2
Temple	4	0-1	0-1	0-0	1-1-2	0	1	0	0	0
at Ohio	4	1-2	1-2	0-0	0-0-0	0	0	0	0	3
at Xavier	DNP									
Furman	DNP									
Marquette	DNP									
at UW-Milwaukee	DNP									
Tennessee	DNP									
at Iowa	DNP									
Illinois	DNP									
at Penn State	DNP									
at Michigan State	2	0-2	0-2	0-0	0-0-0	0	0	0	0	0
Minnesota	DNP									
Purdue	DNP									
at Illinois	3	1-1	0-0	2-2	0-1-1	0	1	1	1	4
Penn State	DNP									
at Northwestern	4	0-0	0-0	0-0	0-0-0	1	0	0	0	0
at Michigan	3	0-0	0-0	0-0	0-0-0	0	0	0	0	0
Ohio State	DNP									
Northwestern	2	0-0	0-0	0-0	0-1-1	0	0	0	0	0
at Indiana	DNP									
at Minnesota	0+	0-0	0-0	0-0	0-0-0	0	0	0	0	0
Iowa	DNP									
Michigan	1	0-0	0-0	0-0	0-0-0	0	0	0	0	0
vs. Iowa	DNP									
vs. St. John's	0+	0-0	0-0	0-0	0-0-0	0	0	0	0	0
vs. Maryland	3	0-2	0-1	0-0	0-0-0	0	0	0	0	0

Devin Harris

2001-02

Opp.	MP	FG-A	3FG-A	FT-A	O-D-T	A	TO	B	S	TP
at UNLV*	35	6-12	5-8	3-5	0-1-1	2	1	0	0	20
at Hawaii-Hilo*	31	4-7	1-3	4-4	1-4-5	1	2	1	0	13
vs. Weber State*	37	5-8	4-7	5-5	1-3-4	3	2	1	2	19
vs. Hawaii*	38	4-12	1-5	6-6	1-0-1	1	2	2	3	15
at Georgia Tech*	38	3-11	1-5	0-1	2-0-2	1	3	0	2	7
UW-Green Bay*	27	3-6	1-2	4-4	0-2-2	3	1	2	1	11
Temple*	47	6-24	6-20	3-5	3-10-13	1	0	0	0	21
at Ohio*	40	5-11	4-9	10-12	1-6-7	0	4	1	1	24
at Xavier*	29	4-9	2-3	0-0	2-3-5	3	1	0	0	10
Furman*	28	0-5	0-2	2-2	0-1-1	4	0	0	1	2
Marquette*	34	4-9	1-3	2-2	0-1-1	2	1	1	2	11
at UW-Milwaukee*	24	3-8	0-3	3-3	1-3-4	0	1	2	1	9
Tennessee*	37	2-5	1-4	6-7	0-6-6	1	1	1	1	11
at Iowa*	35	4-11	2-6	4-4	0-3-3	3	0	0	2	14
Illinois*	37	5-10	4-8	3-4	0-3-3	2	2	3	2	17
at Penn State*	28	2-8	1-5	0-0	1-3-4	1	2	1	2	5
at Michigan State*	36	1-6	1-5	0-0	1-1-2	5	1	0	1	3
Minnesota*	38	6-15	2-9	2-2	0-4-4	1	1	0	2	16

Purdue*	33	5-7	3-4	3-6	0-3-3	3	3	0	1	16
at Illinois*	24	2-5	0-2	1-2	1-0-1	1	4	0	0	5
Penn State*	29	0-7	0-1	4-4	1-1-2	1	2	0	1	4
at Northwestern*	35	3-9	1-5	0-0	0-3-3	3	1	0	1	7
at Michigan*	31	1-6	0-2	0-1	1-4-5	2	5	0	0	2
Ohio State*	30	1-6	0-5	8-10	0-1-1	0	0	0	1	10
Northwestern*	30	4-6	0-1	3-3	0-3-3	1	4	0	0	11
at Indiana*	37	7-10	2-4	0-1	1-3-4	1	1	0	1	16
at Minnesota*	37	3-9	2-6	3-3	1-1-2	2	2	0	0	11
Iowa*	37	6-7	4-5	4-4	0-1-1	1	0	0	2	20
Michigan*	37	7-10	4-6	3-6	0-4-4	3	0	1	3	21
vs. Iowa*	34	4-6	2-3	4-4	0-3-3	0	3	0	4	14
vs. St. John's*	38	4-9	2-5	4-8	1-3-4	2	2	0	3	14
vs. Maryland*	30	3-9	1-4	0-0	0-1-1	0	3	2	0	7

Dave Mader

2000-01

Opp.	MP	FG-A	3FG-A	FT-A	O-D-T	A	TO	B	S	TP
at Tennessee	DNP									
Northern Illinois	10	3-5	0-0	1-2	6-2-8	2	1	1	0	7
vs. Maryland	9	0-2	0-0	0-0	2-3-5	0	1	0	0	0
Xavier	6	0-1	0-0	0-0	0-1-1	0	0	0	0	0
at UW-Green Bay	2	0-0	0-0	0-0	0-1-1	0	1	0	0	0
Ohio	7	1-1	0-0	2-2	1-0-1	0	0	0	0	4
at Temple	DNP									
UW-Milwaukee	DNP									
at Marquette	DNP									
South Florida	1	0-0	0-0	0-0	0-0-0	0	0	0	0	0
Indiana	2	1-2	0-0	1-2	0-0-0	0	0	0	0	3
at Minnesota	DNP									
at Purdue	DNP									
at Michigan State	4	0-0	0-0	0-0	0-0-0	0	1	0	0	0
Iowa	2	0-0	0-0	0-0	0-0-0	0	0	0	0	0
Ohio State	8	0-0	0-0	2-2	0-1-1	0	0	0	0	2
Penn State	3	0-2	0-0	0-0	1-2-3	0	0	0	0	0
Butler	4	0-0	0-0	0-0	0-1-1	1	0	1	0	0
at Michigan	1	0-0	0-0	0-0	0-0-0	0	0	0	0	0
Purdue	1	0-1	0-0	0-0	0-0-0	0	0	0	0	0
at Ohio State	DNP									
at Illinois	8	0-0	0-0	0-0	0-0-0	0	1	1	0	0
Northwestern	11	1-2	0-0	0-0	0-4-4	0	0	0	0	2
Minnesota	DNP									
at Indiana	3	0-2	0-0	0-0	1-1-2	0	0	0	0	0
Michigan State	DNP									
at Iowa	DNP									
vs. Indiana	DNP									
vs. Georgia State	DNP									

2001-02

Opp.	MP	FG-A	3FG-A	FT-A	O-D-T	A	TO	B	S	TP
at UNLV*	13	1-1	0-0	0-0	2-0-2	2	2	0	0	2
at Hawaii-Hilo*	9	1-1	0-0	2-2	2-1-3	0	1	0	0	4
vs. Weber State*	20	2-4	0-0	2-3	2-2-4	0	0	1	0	6
vs. Hawaii*	18	2-2	0-0	0-0	3-2-5	1	0	0	0	4
at Georgia Tech*	11	0-1	0-0	0-0	0-1-1	1	1	0	0	0
UW-Green Bay*	20	2-6	0-0	1-2	1-1-2	2	2	0	0	5
Temple*	5	0-0	0-0	0-0	0-0-0	0	0	0	0	0
at Ohio*	9	1-2	0-0	0-0	1-1-2	0	0	1	0	2

at Xavier*	20	2-8	0-0	0-0	2-4-6	0	2	0	2	4
Furman*	4	0-0	0-0	0-0	1-0-1	0	1	0	0	0
Marquette*	10	0-0	0-0	0-0	1-2-3	0	2	0	0	0
at UW-Milwaukee*	14	0-0	0-0	0-0	1-1-2	0	0	0	0	0
Tennessee*	7	0-0	0-0	0-0	0-0-0	0	0	0	1	0
at Iowa*	11	1-3	0-0	0-0	2-1-3	0	2	0	0	2
Illinois*	14	4-6	0-0	1-2	0-2-2	0	2	0	0	9
at Penn State*	18	2-3	0-0	0-0	1-2-3	1	1	3	0	4
at Michigan State*	9	2-5	0-0	0-0	1-0-1	0	1	1	0	4
Minnesota*	16	1-1	0-0	4-4	1-0-1	1	1	0	1	6
Purdue*	19	2-5	0-0	0-0	0-3-3	3	3	2	1	4
at Illinois*	13	0-2	0-0	0-0	1-1-2	0	2	0	0	0
Penn State*	17	1-2	0-0	0-1	2-1-3	1	0	2	0	2
at Northwestern*	9	0-0	0-0	0-0	0-2-2	0	2	0	0	0
at Michigan*	19	2-9	0-0	2-4	3-2-5	1	0	1	1	6
Ohio State*	10	2-2	0-0	0-1	2-1-3	1	1	0	0	4
Northwestern*	18	2-6	0-0	0-0	2-0-2	0	0	1	0	4
at Indiana*	17	2-4	0-0	0-0	2-2-4	0	2	0	0	4
at Minnesota*	16	2-4	0-0	2-2	3-0-3	1	1	0	1	6
Iowa*	28	5-8	0-0	0-0	0-2-2	0	2	0	1	10
Michigan*	13	1-5	0-0	0-0	1-0-1	0	1	0	0	2
vs. Iowa*	21	0-1	0-0	0-0	1-3-4	1	5	0	0	0
vs. St. John's*	13	0-1	0-0	0-0	0-0-0	1	0	0	1	0
vs. Maryland*	25	1-6	0-0	0-0	4-4-8	4	2	2	0	2

vs. Weber State	19	6-11	0-1	3-4	2-1-3	2	1	0	1	15
vs. Hawaii	29	4-11	0-2	0-0	1-2-3	1	1	0	0	8
at Georgia Tech	20	0-3	0-1	1-2	0-3-3	1	3	0	0	1
UW-Green Bay	28	6-7	0-1	0-0	0-3-3	2	1	0	1	12
Temple	37	10-14	3-5	0-1	3-3-6	3	3	0	0	23
at Ohio	34	3-11	1-3	1-2	4-5-9	2	1	0	2	8
at Xavier	17	2-7	0-1	0-0	1-3-4	0	3	0	1	4
Furman	22	5-7	0-0	0-0	2-1-3	0	3	0	0	10
Marquette	23	5-6	1-1	3-4	1-2-3	2	2	0	2	14
at UW-Milwaukee	29	8-13	0-1	2-3	1-2-3	0	2	0	0	18
Tennessee	27	1-10	0-3	0-0	2-4-6	1	1	0	0	2
at Iowa	27	2-10	1-2	2-2	0-1-1	1	2	0	1	7
Illinois	22	0-2	0-1	0-0	0-1-1	0	2	0	0	0
at Penn State	26	0-5	0-1	0-0	1-2-3	0	4	0	1	0
at Michigan State	24	6-10	0-2	0-0	0-3-3	2	0	0	0	12
Minnesota	13	1-7	1-4	0-0	1-0-1	1	0	0	1	3
Purdue	31	4-8	2-2	0-2	0-0-0	2	1	0	1	10
at Illinois	29	6-10	1-1	0-2	1-3-4	0	1	0	1	13
Penn State	19	3-6	0-0	0-1	2-0-2	0	2	0	0	6
at Northwestern	29	7-8	3-4	3-3	1-1-2	1	0	0	0	20
at Michigan	21	2-6	0-2	0-0	1-0-1	0	0	0	1	4
Ohio State	37	4-10	0-2	0-0	1-2-3	2	4	0	1	8
Northwestern	20	5-7	1-3	0-1	0-3-3	1	0	0	0	11
at Indiana	18	0-4	0-1	0-0	0-1-1	1	0	0	0	0
at Minnesota	15	1-4	1-2	0-0	0-2-2	0	1	0	0	3
Iowa	14	0-3	0-0	0-0	0-2-2	0	0	0	2	0
Michigan	23	4-6	3-3	0-0	1-3-4	0	0	0	1	11
vs. Iowa	16	0-3	0-0	0-0	0-1-1	1	1	0	1	0
vs. St. John's	28	5-8	2-2	6-8	0-2-2	2	1	0	2	18
vs. Maryland	15	0-4	0-1	0-0	0-1-1	0	2	0	1	0

Freddie Owens

2000-01

Opp.	MP	FG-A	3FG-A	FT-A	O-D-T	A	TO	B	S	TP
at Tennessee	8	1-1	1-1	2-2	1-0-1	1	0	0	0	5
Northern Illinois	4	1-3	0-1	0-0	0-0-0	1	0	0	0	2
vs. Maryland	DNP									
Xavier	6	0-0	0-0	0-0	0-0-0	0	2	0	1	0
at UW-Green Bay	3	0-0	0-0	0-0	0-0-0	1	0	0	0	0
Ohio	13	1-2	0-1	4-7	0-0-0	1	0	0	0	6
at Temple	DNP									
UW-Milwaukee	7	0-0	0-0	1-2	0-0-0	0	0	0	0	1
at Marquette	1	0-0	0-0	0-0	0-0-0	0	0	0	0	0
South Florida	DNP									
Indiana	DNP									
at Minnesota	1	0-0	0-0	0-0	0-0-0	0	0	0	0	0
at Purdue	1	0-0	0-0	0-0	0-0-0	0	0	0	0	0
at Michigan State	2	0-1	0-1	0-0	0-0-0	0	0	0	0	0
Iowa	1	0-0	0-0	0-0	0-0-0	0	0	0	0	0
Ohio State	1	0-0	0-0	0-0	0-0-0	0	1	0	0	0
Penn State	DNP									
Butler	1	0-0	0-0	0-0	0-0-0	0	0	0	0	0
at Michigan	1	0-0	0-0	0-0	0-0-0	1	0	0	0	0
Purdue	3	0-0	0-0	0-1	0-1-1	0	0	0	0	0
at Ohio State	DNP									
at Illinois	DNP									
Northwestern	10	2-3	0-0	0-0	0-1-1	0	0	0	0	4
Minnesota	4	0-1	0-0	0-0	0-0-0	0	2	0	0	0
at Indiana	3	0-1	0-0	0-0	0-0-0	0	0	0	0	0
Michigan State	DNP									
at Iowa	DNP									
vs. Indiana	DNP									
vs. Georgia State	DNP									

2001-02

Opp.	MP	FG-A	3FG-A	FT-A	O-D-T	A	TO	B	S	TP
at UNLV	20	3-10	0-2	0-0	0-2-2	0	0	0	1	6
at Hawaii-Hilo	28	5-9	0-1	3-5	1-1-2	2	3	0	0	13

Kirk Penney

1999-00

Opp.	MP	FG-A	3FG-A	FT-A	O-D-T	A	TO	B	S	TP
vs. Missouri	DNP									
at Syracuse	7	0-2	0-2	0-0	0-0-0	0	1	0	0	0
Ball State	2	0-0	0-0	0-0	0-0-0	0	1	0	0	0
at UW-Milwaukee	3	0-0	0-0	2-2	0-0-0	1	0	0	0	2
at Wake Forest	3	1-1	1-1	0-0	0-0-0	0	0	0	0	3
Rhode Island	13	3-6	2-3	0-0	1-1-2	1	0	0	0	8
Texas	17	2-5	1-2	0-0	0-3-3	0	2	0	1	5
UW-Green Bay	13	2-4	2-3	0-0	0-0-0	1	1	0	0	6
at South Florida	10	0-3	0-0	0-0	0-3-3	0	1	0	0	0
at Northern Illinois	6	0-2	0-1	0-2	0-0-0	0	0	0	0	0
Marquette	4	0-0	0-0	0-0	0-0-0	1	0	0	0	0
Temple	1	0-0	0-0	0-0	0-0-0	0	1	0	0	0
at Indiana	27	2-7	1-6	0-0	0-4-4	2	4	0	0	5
Illinois	11	0-2	0-2	0-0	0-0-0	0	0	0	0	0
Ohio State	28	4-11	3-5	1-1	1-2-3	1	0	0	1	12
at Purdue*	37	7-14	2-7	1-1	0-3-3	1	2	0	0	17
at Penn State*	29	3-11	1-7	2-2	1-2-3	4	2	0	1	9
Minnesota*	29	3-8	1-4	1-1	0-2-2	5	4	1	1	8
Purdue*	29	2-7	1-4	0-0	0-2-2	2	6	0	0	5
Iowa*	31	2-9	1-4	6-8	0-5-5	2	2	0	2	11
at Ohio State*	20	4-8	0-2	1-2	1-1-2	1	3	0	0	9
at Minnesota	13	0-1	0-1	0-0	0-4-4	1	3	0	0	0
Michigan State	12	1-6	0-3	0-0	0-1-1	0	2	0	0	2
Michigan	1	0-1	0-0	0-0	0-0-0	0	0	0	0	0
at Michigan State	4	0-0	0-0	0-0	0-0-0	0	1	0	0	0
at Iowa	2	0-2	0-2	0-0	0-0-0	0	0	0	0	0
at Northwestern	12	2-5	1-2	0-0	0-2-2	0	1	0	1	5
Indiana	DNP									

MEET THE BADGERS

vs. Northwestern	7	0-1	0-1	0-0	0-1-1	1	3	0	0	0
vs. Purdue	16	2-4	2-4	0-0	1-2-3	3	0	0	0	6
vs. Michigan State	9	1-2	1-2	0-0	0-1-1	0	1	0	0	3
vs. Fresno State	6	0-3	0-1	0-0	0-0-0	0	0	0	1	0
vs. Arizona	2	0-0	0-0	0-0	0-0-0	0	0	0	0	0
vs. LSU	12	2-6	1-4	0-0	1-1-2	0	0	0	0	5
vs. Purdue	3	0-1	0-1	0-0	0-0-0	0	1	0	0	0
vs. Michigan State	14	2-3	2-3	0-0	0-2-2	0	0	0	0	6

2000-01

Opp.	MP	FG-A	3FG-A	FT-A	O-D-T	A	TO	B	S	TP
at Tennessee*	33	0-13	0-9	0-0	4-2-6	0	1	1	0	0
Northern Illinois*	34	6-9	3-4	0-0	2-3-5	2	2	0	2	15
vs. Maryland*	37	6-15	4-11	2-4	1-1-2	1	2	0	1	18
Xavier*	34	9-13	4-5	2-2	0-3-3	2	2	0	0	24
at UW-Green Bay*	32	4-6	3-4	0-0	0-0-0	0	4	0	1	11
Ohio*	33	4-9	2-5	3-4	0-6-6	2	0	0	0	13
at Temple*	23	1-6	1-6	0-0	0-0-0	4	0	0	0	3
UW-Milwaukee*	23	1-6	1-2	1-2	1-4-5	0	3	0	0	4
at Marquette*	17	0-6	0-6	0-3	0-0-0	1	2	0	2	0
South Florida*	28	4-7	3-5	0-0	0-2-2	2	2	0	1	11
Indiana*	35	6-10	3-7	0-0	0-7-7	1	0	0	0	15
at Minnesota*	25	2-5	0-3	0-0	0-1-1	1	1	1	0	4
at Purdue	20	3-7	3-6	0-1	0-5-5	0	1	0	0	9
at Michigan State	19	2-5	2-3	0-1	0-1-1	0	1	0	0	6
Iowa	22	3-6	2-5	2-2	0-1-1	1	0	0	0	10
Ohio State	28	3-6	2-5	2-2	1-1-2	1	2	0	0	10
Penn State	21	3-7	1-4	0-0	0-2-2	1	2	1	0	7
Butler	22	3-5	3-4	0-0	0-4-4	0	0	1	0	9
at Michigan*	32	7-19	4-9	5-5	0-3-3	1	0	0	0	23
Purdue*	21	4-5	3-4	6-8	0-2-2	0	1	0	2	17
at Ohio State*	29	4-10	4-6	0-0	1-1-2	2	0	0	1	12
at Illinois*	32	5-7	4-6	4-7	0-4-4	0	2	0	0	18
Northwestern*	24	2-7	1-5	2-2	0-3-3	1	5	0	0	7
Minnesota*	36	7-11	5-9	2-2	0-5-5	2	0	0	2	21
at Indiana*	34	4-10	4-7	3-3	1-2-3	2	4	0	3	15
Michigan State	35	4-8	3-6	2-3	0-2-2	0	0	1	0	13
at Iowa*	37	6-11	3-7	2-2	0-0-0	2	2	0	1	17
vs. Indiana*	33	3-11	1-6	2-2	1-5-6	2	1	0	1	9
vs. Georgia State*	25	2-5	1-3	0-1	0-6-6	1	4	0	0	5

2001-02

Opp.	MP	FG-A	3FG-A	FT-A	O-D-T	A	TO	B	S	TP
at UNLV*	31	6-14	3-8	0-2	1-3-4	0	1	0	0	15
at Hawaii-Hilo*	28	6-10	2-6	1-3	1-4-5	0	4	0	0	15
vs. Weber State*	25	1-10	0-4	1-1	2-2-4	2	1	0	0	3
vs. Hawaii*	27	2-6	1-2	2-3	0-6-6	1	5	0	0	7
at Georgia Tech*	32	6-12	2-4	0-0	1-3-4	4	1	0	2	14
UW-Green Bay*	28	6-10	2-3	1-2	1-6-7	2	3	0	1	15
Temple*	27	2-7	0-5	1-2	2-0-2	0	3	0	0	5
at Ohio*	29	3-10	3-7	0-0	0-5-5	0	6	0	1	9
at Xavier*	28	4-11	0-3	1-3	1-2-3	0	2	0	0	9
Furman*	35	6-15	5-10	4-4	0-4-4	2	0	0	0	21
Marquette*	36	13-17	5-6	2-3	3-3-6	1	2	0	0	33
at UW-Milwaukee*	40	8-15	2-5	11-13	2-11-13	3	2	1	1	29
Tennessee*	36	5-14	2-5	4-4	1-3-4	2	3	0	1	16
at Iowa*	37	9-16	1-4	3-4	1-7-8	1	5	0	3	22
Illinois*	35	1-8	0-4	6-8	0-1-1	1	3	0	0	8
at Penn State*	28	6-11	1-3	4-4	0-2-2	4	3	0	0	17
at Michigan State*	30	3-9	2-7	2-2	0-2-2	1	2	1	1	10
Minnesota*	35	5-13	1-6	8-9	4-2-6	2	3	0	2	19
Purdue*	24	3-7	2-4	1-2	2-1-3	0	2	0	1	9
at Illinois*	20	2-6	1-3	0-0	0-0-0	0	3	0	0	5
Penn State*	38	8-13	1-3	3-6	1-5-6	1	4	0	1	20

at Northwestern*	35	4-9	2-5	0-2	1-4-5	4	1	0	0	10
at Michigan*	33	4-10	2-6	4-4	2-4-6	1	3	1	0	14
Ohio State*	42	7-15	3-7	4-5	3-7-10	1	1	0	0	21
Northwestern*	36	6-11	1-3	2-2	1-11-12	4	1	0	1	15
at Indiana*	37	4-13	2-3	0-0	0-3-3	2	1	0	1	10
at Minnesota*	34	9-13	6-9	6-7	0-5-5	1	4	0	0	30
Iowa*	35	5-12	0-4	3-3	1-5-6	4	1	0	2	13
Michigan*	38	8-16	4-7	1-1	1-5-6	3	1	0	0	21
vs. Iowa*	27	7-11	3-4	2-2	0-0-0	3	3	0	0	19
vs. St. John's*	37	5-10	3-5	6-8	0-5-5	4	3	0	0	19
vs. Maryland*	37	3-14	0-6	3-3	1-3-4	1	2	0	2	9

Mike Wilkinson


2001-02

Opp.	MP	FG-A	3FG-A	FT-A	O-D-T	A	TO	B	S	TP
at UNLV	31	3-5	1-3	2-3	2-2-4	1	3	0	1	9
at Hawaii-Hilo	29	3-10	0-2	2-2	2-5-7	3	1	1	2	8
vs. Weber State	24	5-9	1-5	1-1	2-4-6	1	1	0	0	12
vs. Hawaii	31	2-6	1-3	4-9	4-3-7	1	1	0	0	9
at Georgia Tech	23	3-6	2-4	3-4	1-2-3	0	2	1	1	11
UW-Green Bay	24	4-7	0-1	3-3	4-2-6	1	2	0	0	11
Temple	43	1-7	0-3	6-8	3-4-7	1	1	0	1	8
at Ohio	28	1-5	1-2	5-7	3-5-8	4	3	0	1	8
at Xavier	26	3-8	0-1	1-2	2-2-4	1	0	0	0	7
Furman	37	5-11	1-2	4-4	4-7-11	2	3	0	1	15
Marquette	32	4-10	2-3	6-10	4-8-12	3	1	1	1	16
at UW-Milwaukee	26	1-3	0-1	2-2	0-5-5	1	4	0	0	4
Tennessee	32	4-6	4-5	3-4	1-0-1	0	3	0	1	15
at Iowa	33	1-7	0-1	1-1	1-4-5	4	2	0	2	3
Illinois	25	3-7	0-1	5-7	3-1-4	4	0	0	2	11
at Penn State	25	3-5	0-1	0-0	3-3-6	0	2	2	1	6
at Michigan State	30	3-7	0-0	2-3	4-2-6	2	0	0	4	8
Minnesota	33	5-8	1-1	3-4	1-9-10	1	0	1	1	14
Purdue	29	6-10	0-0	4-4	6-4-10	0	1	0	1	16
at Illinois	32	1-4	0-1	0-0	4-1-5	3	6	1	2	2
Penn State	32	4-6	0-0	4-6	4-3-7	2	1	1	3	12
at Northwestern	23	2-4	0-1	1-3	0-2-2	1	2	0	0	5
at Michigan	22	3-7	0-0	2-2	0-2-2	1	1	0	1	8
Ohio State	36	3-6	0-2	13-16	5-4-9	2	1	3	2	19
Northwestern	28	3-4	0-1	4-4	0-1-1	2	1	0	2	10
at Indiana	26	5-9	1-2	2-2	6-1-7	2	3	2	2	13
at Minnesota	33	2-9	0-2	2-2	2-3-5	2	1	0	1	6
Iowa	10	1-2	0-0	0-0	0-1-1	0	1	1	0	2
Michigan	25	4-8	2-3	0-0	2-1-3	1	2	0	2	10
vs. Iowa	20	1-5	0-1	2-3	0-0-0	0	1	0	2	4
vs. St. John's	28	2-6	0-0	6-7	1-2-3	0	0	0	1	10
vs. Maryland	27	3-5	1-2	0-0	1-3-4	2	1	0	2	7


* - game started

MEET THE STAFF

- Pgs. 60-63 - Head Coach Bo Ryan
- Pg. 64 - Assistant Coach Rob Jeter
- Pg. 65 - Assistant Coach Tony Bennett
- Pg. 66 - Assistant Coach Greg Gard
- Pg. 67 - Dir. of Basketball Operations Saul Phillips
- Pg. 68 - Basketball Support Team
- Pg. 69 - Management Team
- Pgs. 70-71 - Athletic Department Staff
- Pg. 72 - UW Head Coaches



HEAD COACH BO RYAN



MEET THE STAFF

Not many people knew what to expect when Bo Ryan took over as the University of Wisconsin head coach. He inherited a team that lost five seniors, four of them starters, and returned just three players that had played more than five minutes per game a year ago. Ryan asked the fans to take a wait-and-see approach and hoped they'd be pleased with the results.

After a historic first season, Ryan has given Wisconsin fans every reason to be happy. In one of the most remarkable seasons in UW basketball history, Ryan led a young Badger team that started the season 1-4 to a share of its first Big Ten championship in 55 years. With that success, Ryan became the winningest first-year coach in Wisconsin history and the first UW coach to be named Big Ten Coach of the Year. Some of the other notable accomplishments for last year's Badgers:

- 19 wins (fifth-best in school history)
- First-ever No. 1 seed in the Big Ten Tournament
- 11 Big Ten wins for the second time since 1941
- Best conference winning percentage since 1962
- 12-1 home record, first time since 1950 with just one home loss
- Longest current home winning streak in Big Ten (11 games)
- Five wins over ranked opponents

- Wins at Michigan State, Indiana and Minnesota in the same season for the first time since 1962

Ryan had to juggle a lineup that comprised of only eight scholarship players, including five players that had seen very limited or no action at all on the collegiate level. Though it took a period of adjustment, by mid-December the team had started to gel and would go on to win 15 of its final 20 regular-season games. One of those victories, a 64-56 win over Iowa, was Ryan's 400th as a collegiate coach.

There were milestones in the post-season as well. The Badgers earned the No. 1 seed in the Big Ten tournament for the first time in school history and advanced to the NCAA tournament for the fourth consecutive year, also a first. No stranger to tournament play, having coached in nine NCAA Division III tournaments while at UW-Platteville, Ryan became the first rookie head coach in Wisconsin history to win a tournament game.

Now in his 19th season as a collegiate head coach, Ryan has put together a remarkable 402-116 (.776) career record and coached teams to winning records for the past 18 straight campaigns. He has experience as a Division I head and assistant coach, as well as a Division III head coach. And he is well-respected throughout the college basketball world.

Ryan came to Wisconsin from UW-Milwaukee, where he spent two seasons coaching the Panthers to their first back-to-back winning seasons in eight years. UWM, 8-19 overall the year before Ryan arrived, was 15-14 and 15-13, respectively, in Ryan's two years at the controls. The program also experienced a 161 percent home attendance increase in his first season, including the three largest crowds in the history of the school's home facility.

It was during his 15-year tenure at UW-Platteville (1984-99), however, that Ryan firmly established himself as one of the country's top coaches. He guided the Division III school to a phenomenal 353-76 (.822)

THE RYAN NOTEBOOK

Personal

Born Dec. 20, 1947 in Chester, Pa.

Family

Wife: Kelly; children: Megan, Will, Matt, Brenna and Mairin

Education


Bachelor's degree in business administration from Wilkes (Pa.) University, 1969

Collegiate Coaching Experience

Asst. Coach, Wisconsin, 1976-84
Head Coach, UW-Platteville, 1984-99
Head Coach, UW-Milwaukee, 1999-2001
Head Coach, Wisconsin, 2001-present

Collegiate Coaching Record

UW-Platteville: 353-76 (.822)
UW-Milwaukee: 30-27 (.526)
Wisconsin: 19-13 (.594)
18-year career: 402-116 (.776)



overall record and, in his final 12 seasons, the Pioneers:

- Won four national championships (1991, 1995, 1998 and 1999)
- Compiled a 314-37 (.895) record
- Won eight WIAC titles
- Were the winningest NCAA men's basketball team of the 1990s (all divisions) with a 266-26 (.908) record
- Compiled a 30-5 NCAA Division III tournament mark
- Never won fewer than 23 games
- Compiled a 157-7 (.957) record on their home floor
- Set the all-time single-season Division III scoring defense mark (47.5 ppg) in 1996-97

Ryan was named the National Association of Basketball Coaches Division III Coach of the Year four times. In addition he was tabbed the Wisconsin Intercollegiate Athletic Conference's Coach of the Year on six occasions.

Ryan took over at UW-Platteville following eight seasons (1976-84) as an assistant coach to Bill Cofield and Steve Yoder at Wisconsin.

Held in high esteem by colleagues, Ryan has won two gold medals as an assistant coach, first with Virginia head coach Pete Gillen and the gold medal-winning North squad at the 1993 U.S. Olympic Festival, and also with current Atlanta Hawks coach Lon Kruger and the United States- gold medal winner at the 1995 World University Games.



The Ryan Family, (front row: l to r) Brenna, Bo, Kelly, Mairin; (back row: l to r) Matt, Megan, Will

Ryan was born on Dec. 20, 1947 just outside of Philadelphia in Chester, Pa. He attended Wilkes (Pa.) University, where he starred as a high-scoring guard and earned a bachelor's degree in business administration in 1969.

Upon completion of his collegiate career, Ryan did graduate work at Villanova before accepting an assistant coaching position at the College of Racine (Wis.). Ryan accepted his first head coaching job at Philadelphia's Sun Valley High School, where he was named the Delaware County Coach of the Year after directing his team to a second-place fin-

ish in the Philadelphia Suburban League. His 1976 club was the first Sun Valley High team to qualify for the state tournament.

Ryan is the author of three books on coaching basketball: *Passing and Catching: A Lost Art*; *How to Run the Swing Offense*; and *Applying and Attacking Pressure*. He also has produced five basketball instructional videos.

Ryan and his wife, Kelly, are the parents of five children: Megan, Will, Matt, Brenna and Mairin.

MEET THE STAFF

RYAN'S COACHING RECORD

YEAR	UNIVERSITY	RECORD	PCT.	CONFERENCE	RECORD	PLACE	POSTSEASON
1984-85	UW-Platteville	9-17	.346	Wisconsin Intercollegiate Athletic	4-12	7th	
1985-86	UW-Platteville	16-11	.593	Wisconsin Intercollegiate Athletic	8-8	5th	NAIA First Round
1986-87	UW-Platteville	14-11	.560	Wisconsin Intercollegiate Athletic	6-10	T5th	
1987-88	UW-Platteville	24-5	.828	Wisconsin Intercollegiate Athletic	14-2	1st	NAIA Third Round
1988-89	UW-Platteville	24-5	.828	Wisconsin Intercollegiate Athletic	13-3	3rd	NAIA Third Round
1989-90	UW-Platteville	26-3	.897	Wisconsin Intercollegiate Athletic	15-1	1st	NAIA Third Round
1990-91	UW-Platteville	28-3	.903	Wisconsin Intercollegiate Athletic	13-3	2nd	NCAA Champion
1991-92	UW-Platteville	27-4	.871	Wisconsin Intercollegiate Athletic	13-3	2nd	NCAA Third place
1992-93	UW-Platteville	24-4	.857	Wisconsin Intercollegiate Athletic	13-3	T1st	NCAA Quarterfinals
1993-94	UW-Platteville	23-5	.821	Wisconsin Intercollegiate Athletic	13-3	2nd	NCAA Sweet 16
1994-95	UW-Platteville	31-0	1.000	Wisconsin Intercollegiate Athletic	16-0	1st	NCAA Champion
1995-96	UW-Platteville	23-3	.885	Wisconsin Intercollegiate Athletic	15-1	1st	NCAA First Round
1996-97	UW-Platteville	24-3	.888	Wisconsin Intercollegiate Athletic	14-2	1st	NCAA Second Round
1997-98	UW-Platteville	30-0	1.000	Wisconsin Intercollegiate Athletic	16-0	1st	NCAA Champion
1998-99	UW-Platteville	30-2	.938	Wisconsin Intercollegiate Athletic	15-1	1st	NCAA Champion
1999-00	UW-Milwaukee	15-14	.517	Midwestern Collegiate	6-8	T4th	
2000-01	UW-Milwaukee	15-13	.536	Midwestern Collegiate	7-7	5th	
2001-02	Wisconsin	19-13	.594	Big Ten	11-5	T1st	NCAA Second Round
18-YEAR COLLEGIATE RECORD		402-116	.776				
RECORD AT WISCONSIN		19-13	.594	BIG TEN	11-5	.688	



You Can Go Home Again

Last year was Bo Ryan's first season as head coach at the University of Wisconsin. Ryan is no stranger to Madison, however. In 1976, Ryan got his start in the Division I ranks when he was hired by then-UW coach Bill Cofield. Cofield was in his first of six seasons as the Badgers' head man. Ryan was an assistant under Cofield for each of those six seasons. When Cofield was replaced by Steve Yoder, Ryan stayed as an assistant for another two years before becoming the head coach at UW-Platteville.

During his eight seasons as an assistant at UW, the Badgers compiled a 79-141 record. Their best season was in 1979-80, when they went 15-14. Among the Badger greats that Ryan coached in his first stint at UW were NBA draft picks Wes Matthews, Joe Chnelich, Claude Gregory, Larry Perry, Cory Blackwell, Brad Sellers, Scott Roth and Rick Olson.

The Badgers also picked up some big wins while Ryan was an assistant. In his first season, Wisconsin recorded the greatest comeback in school history, overcoming a 22-point (47-25) deficit to

defeat Ohio State 82-81 in overtime. Also in that first season, Wisconsin defeated Indiana 66-64 in Bloomington. That would be the Badgers' last win at Assembly Hall until last season, when Ryan returned as head coach. During the 1978-79 season, Ryan and the Badgers shocked eventual national champion Michigan State when Matthews hit a half-court shot as time expired for an 83-81 win. Including that victory, the UW recorded nine wins over ranked opponents while Ryan was an assistant. Last year, his first as Badger head coach, Ryan led the UW to five wins over ranked foes.



Take Me Out to The Ballgame: An avid baseball fan, UW head coach Bo Ryan threw out the first pitch at Miller Park prior to the Brewers' game with the Anaheim Angels on June 21.

CAREER COACHING VICTORIES IN THE BIG TEN

Bo Ryan enters his second season in the Big Ten with more career victories than all but one coach in the conference. Only Purdue's Gene Keady has more career victories than Ryan.

Coach (School)	Wins
1. Gene Keady (Purdue)	488
2. Bo Ryan (Wisconsin)	402
3. Jim O'Brien (Ohio State)	337
4. Steve Alford (Iowa)	212
5. Bill Self (Illinois)	183
6. Tom Izzo (Michigan State)	167
7. Bill Carmody (Northwestern)	119
8. Jerry Dunn (Penn State)	110
9. Dan Monson (Minnesota)	100
10. Tommy Amaker (Michigan)	79
11. Mike Davis (Indiana)	46

includes records at four-year U.S. colleges only

WINNINGEST ACTIVE DIVISION I COACHES

Entering the 2002-03 season, Bo Ryan has the highest winning percentage among active Division I coaches with at least 15 years of coaching experience. Here is the list of the top 15 active Division I coaches, ranked by career winning percentage.

Coach (Current School)	Yrs.	W	L	Pct.
1. Bo Ryan (Wisconsin)	18	402	116	.776
2. Bob Huggins (Cincinnati)	21	500	172	.744
3. Rick Majerus (Utah)	18	382	134	.740
4. Jim Boeheim (Syracuse)	26	623	221	.738
5. Mike Krzyzewski (Duke)	27	637	227	.737
6. Lute Olson (Arizona)	29	662	236	.737
7. Rick Pitino (Louisville)	16	371	137	.730
8. John Chaney (Temple)	30	675	253	.727
9. Bob Knight (Texas Tech)	36	787	298	.725
10. L. Vann Pettaway (Alabama A&M)	16	345	131	.725
11. Eddie Sutton (Oklahoma St.)	32	702	278	.716
12. Pat Douglass (UC Irvine)	21	451	187	.707
13. Jim Calhoun (Connecticut)	30	624	286	.686
14. Mike Montgomery (Stanford)	24	493	233	.679
15. Lefty Driesell (Georgia State)	40	782	388	.668

*minimum 10 head coaching seasons
includes record at four-year U.S. colleges only*

Ryan's Record vs. Division I Teams

Team	Home	Away	Neut.	Total	Team	Home	Away	Neut.	Total
Ball State	.0-0	.0-1	.0-0	.0-1	Mich. State	.0-0	.1-0	.0-0	.1-0
Beth-Cookman	1-0	.1-0	.0-0	.2-0	Mich. Tech	.1-0	.0-0	.0-0	.1-0
Butler	.0-2	.0-2	.0-1	.0-5	Minnesota	.1-0	.1-0	.0-0	.2-0
Canisius	.0-0	.0-0	.0-1	.0-1	UMKC	.0-0	.1-0	.0-0	.1-0
C. Michigan	.0-0	.1-0	.0-0	.1-0	Mt. Senario	.1-0	.0-0	.0-0	.1-0
Chicago St.	.1-0	.1-0	.0-0	.2-0	Northwestern	1-0	.0-1	.0-0	.1-1
Cincinnati	.0-0	.0-1	.0-0	.0-1	Ohio	.0-0	.1-0	.0-0	.1-0
Cleveland St.	.1-1	.1-1	.0-0	.2-2	Ohio State	.1-0	.0-0	.0-0	.1-0
Colorado	.0-1	.0-0	.0-0	.0-1	Penn State	.1-0	.0-1	.0-0	.1-1
Detroit	.2-0	.1-1	.0-0	.3-1	Purdue	.1-0	.0-0	.0-0	.1-0
Far. Dickinson	1-0	.0-0	.0-0	.1-0	St. John's	.0-0	.0-0	.1-0	.1-0
Fla. Atlantic	.0-0	.0-0	.1-0	.1-0	San Diego	.1-0	.1-0	.0-0	.2-0
Furman	.1-0	.0-0	.0-0	.1-0	Stony Brook	.1-0	.0-0	.0-0	.1-0
Ga. Tech	.0-0	.0-1	.0-0	.0-1	Temple	.0-1	.0-0	.0-0	.0-1
Hawaii	.0-0	.0-0	.0-1	.0-1	Tennessee	.1-0	.0-0	.0-0	.1-0
Illinois	.1-0	.0-2	.0-0	.1-2	Troy State	.0-0	.0-0	.1-0	.1-0
Ill.-Chicago	.2-0	.0-2	.0-0	.2-2	UNLV	.0-0	.0-1	.0-0	.0-1
Indiana	.0-0	.1-0	.0-0	.1-0	Utah	.0-0	.0-1	.0-0	.0-1
Iowa	.1-0	.0-2	.0-1	.1-3	Weber St.	.0-0	.0-0	.0-1	.0-1
Iowa State	.0-0	.0-1	.0-0	.0-1	Wisconsin	.0-1	.0-1	.0-0	.0-2
Lipscomb	.1-0	.0-0	.0-0	.1-0	UW-GB	.3-0	.0-2	.1-0	.4-2
Loyola (Ill)	.2-0	.1-1	.0-0	.3-1	UW-M	.0-0	.1-0	.0-0	.1-0
Marquette	.1-0	.0-0	.0-0	.1-0	Wright St.	.2-0	.0-2	.0-1	.2-3
Maryland	.0-0	.0-0	.0-1	.0-1	Valparaiso	.1-0	.0-0	.0-0	.1-0
Michigan	.1-0	.0-1	.0-0	.1-1	Xavier	.0-0	.0-1	.0-0	.0-1


CAREER HIGHLIGHTS

- Career record of 402-116 (.776)
- Big Ten Coach of the Year (first UW coach to win the award)
- Collegeinsider.com national coach of the year
- Winningest first-year coach in UW history
- 10th coach in conference history (and fourth at Wisconsin) to win Big Ten title in first season
- 11 Big Ten wins second only to Walter Meanwell (1911-12) among UW first-year coaches
- Five wins over ranked opponents, most by a UW rookie coach
- Recorded 400th career victory on Feb. 19, 2002
- Best winning percentage in Division III history (353-76 .822)
- Winningest coach of the 1990s (all divisions) with a 266-26 (.908) record
- Four-time Division III National Champion (1991, '95, '98, '99)
- Won eight Wisconsin Intercollegiate Athletic Conference titles
- Six-time WIAC Coach of the Year
- Has had just one sub-.500 record in 18 seasons (1984-85 at UW-Platteville, his first as head coach)

MEET THE STAFF



ASSISTANT COACH ROB JETER



Rob Jeter, an eight-year coaching veteran and former standout player at UW-Platteville, begins his second season at Wisconsin and his seventh under Head Coach Bo Ryan.

"The student-athletes at Wisconsin are fortunate to now have Rob Jeter as a mentor," Ryan said. "He is a highly sought-after coach and we are very happy to have him here at Wisconsin."

Jeter came to the Badgers after spending the previous two seasons as Ryan's top assistant at UW-Milwaukee.

Jeter served as an assistant to Mike Deane at Marquette during the 1998-99 season. He was an assistant to Ryan at UW-Platteville from 1994-98, helping guide the Pioneers to a 108-6 overall record, two NCAA Division III titles and four conference championships. In addition to his coaching duties at UW-Platteville, Jeter coordinated the program's academic, recruiting and scouting efforts, and directed the Bo Ryan Basketball Camps. He also served as an associate admissions director at UW-Platteville.

Jeter was a four-year letterwinner at UW-Platteville from 1988-91. He captained Ryan's Pioneers to the 1991 NCAA title and was named to the '91 all-final four team. A two-time all-Wisconsin Intercollegiate Athletic Conference selection and two-time all-Midwest choice, Jeter still holds UW-Platteville records for career field goal percentage (.601) and consecutive starts (89). Jeter was named to the Wisconsin State University honor roll three times.

Jeter played professionally for the Olivias Futebol Clube in Portugal in 1992-93 and led the Portugese national league in scoring that season.

A 1991 graduate of UW-Platteville, Jeter has a bachelor's degree in business administration and received a master's degree in adult education in December of 2001.

Rob's father is Bob Jeter, who played for the Green Bay Packers from 1963-70 and was a two-time All-Pro defensive back. He played for the Packers' two Super Bowl champion squads in 1966 and 1967. He also was inducted into the Packers Hall of Fame in 1985.

A native of Chicago, Ill., Rob Jeter is a 1987 graduate of Quigley Preparatory High School. He and his wife Deanna had their first child, Robert, on May 24 of last year.



THE ROB JETER FILE

Personal

Born May 15, 1969 in Pittsburgh, Pa.

Family

Wife: Deanna; son Robert

Education

B.S., business administration, UW-Platteville, 1991

M.A., adult education, UW-Platteville, 2001


Coaching Experience

Assistant Coach, Wisconsin (2001-present); Assistant Coach, Wisconsin-Milwaukee (1999-2001), Assistant Coach, Marquette (1998-99), Assistant Coach, Wisconsin-Platteville, (1994-98)

Playing Experience

UW-Platteville (1988-91); professional player in Portugal (1992-93)

ASSISTANT COACH TONY BENNETT



Tony Bennett, the son of former Badger head coach Dick Bennett, enters his third season as an assistant at Wisconsin and his second working with head coach Bo Ryan. Tony, who has responsibilities with recruiting, summer camps and player development, brings to the Wisconsin program the kind of knowledge that only a former NBA player can bring.


Tony played three seasons (1992-95) for the Charlotte Hornets before a foot injury ended his NBA career. Prior to

being selected by the Hornets with the 35th pick in the 1992 NBA Draft, Tony enjoyed a storied career at UW-Green Bay where his father was the head coach. Tony finished his collegiate career as the Mid-Continent Conference's all-time leader in points (2,285) and assists (601). He still ranks as the NCAA's all-time leader in three-point field goal percentage (.497). He led the Phoenix to one NCAA Tournament berth and two appearances in the NIT and UWGB was 87-34 (.719) during his career.

A two-time MCC Player of the Year, Tony won the Frances Pomeroy Naismith Award given to the nation's most outstanding senior under six-feet tall. He also was the 1992 GTE Academic All-American of the Year. Tony started for Purdue's Gene Keady on the bronze medal-winning 1991 Pan-American Games team.

Bennett, who attended Green Bay's Preble High School and was named Mr. Basketball in the state of Wisconsin in 1988, served the Badger basketball team as a manager during the Final Four season of 1999-2000. He came to Madison following a stint in New Zealand, where he played and coached professionally.

Tony and his wife, Laurel, have two children, daughter Anna, who will be two on Jan. 30, and son Eli, who was born on May 13 of last year.



MEET THE STAFF

THE TONY BENNETT FILE

Personal

Born June 1, 1969, in Clintonville, Wis.

Family

Wife: Laurel; daughter: Anna; son: Eli

Education

B.A., Humanities, UW-Green Bay, 1992

Coaching Experience

Assistant Coach, Wisconsin (2000-present); Head Coach, New Zealand professional team (1997-99)

Playing Experience

UW-Green Bay (1988-92), Charlotte Hornets (1992-95), professional player in New Zealand (1996-98)

ASSISTANT COACH GREG GARD



Greg Gard, a veteran of nine seasons with Wisconsin coach Bo Ryan, is in his second season on the Badger basketball staff as an assistant coach.

"Greg is one of the most thorough and organized coaches I have ever been around," Ryan said. "His attention to detail and his ability to communicate that to the student-athletes separates from other coaches."

Gard came to the Badgers after spending the previous two seasons as Ryan's assistant at

UW-Milwaukee, where he had responsibilities in scouting, summer basketball camp operations and on-floor coaching, as well as involvement with recruiting.

Gard served as an assistant coach to Ryan at UW-Platteville from 1993-99. During Gard's years on the Pioneer staff, UW-Platteville compiled a 161-13 (.925) record and won three NCAA Division III titles, five straight Wisconsin Intercollegiate Athletic Conference (WIAC) championships and appeared in six consecutive NCAA Tournaments. In his final year at UW-Platteville, Gard served as Ryan's top assistant in charge of recruiting, basketball camp operations and scouting. He also worked as an advisor in the university's admissions office.

Prior to joining Ryan's staff in Platteville, Gard spent three seasons at Southwestern High School and one at Platteville High School, where he served in junior high and assistant varsity coaching capacities.

A 1995 graduate of UW-Platteville with a degree in physical and health education, Gard is pursuing a master's degree in counselor education from UW-Platteville. Gard and his wife, Michelle, have one daughter, Mackenzie.



MEET THE STAFF

THE GREG GARD FILE

Personal

Born Dec. 3, 1970 in Dodgeville, Wis.

Family

Wife: Michelle; daughter: Mackenzie


Education

B.S., physical and health education, 1995

Coaching Experience

Assistant Coach, Wisconsin (2001-present); Assistant Coach, Wisconsin-Milwaukee (1999-2001); Assistant Coach, Wisconsin-Platteville (1993-99)

DIR. OF BASKETBALL OPERATIONS SAUL PHILLIPS



Saul Phillips is in his second year as director of basketball operations at Wisconsin. He is responsible for coordinating travel, the Badgers' budget, day-to-day scheduling and on-campus recruiting. Phillips, 27, served as an assistant under Bo Ryan to two years at UW-Milwaukee prior to joining Coach Ryan in Madison.


Before going to Milwaukee, Phillips spent two years at Lake Superior State as an assistant men's basketball coach and head men's golf coach. Prior to

that, he served one year as a graduate assistant at the Division II basketball powerhouse Wayne State (Neb.).

Phillips got his start in college basketball playing for Coach Ryan at UW-Platteville. He played for the Pioneers from 1991-95, serving as the captain on the 1995 national championship team. After that season, he joined Ryan's staff as a student assistant for the 1995-96 season. He graduated from UWP with a bachelor's degree in business and psychology in 1996.

A native of Reedsburg, Wis., Phillips was coached by Doc Koehler in high school, one of the most well-known figures in Wisconsin prep basketball. A prolific high school scorer, Phillips played in the 1991 Wisconsin Basketball Coaches Association All-Star game.

Phillips and his wife, Nicole, and their dog Irabu live in Madison.



MEET THE STAFF

THE SAUL PHILLIPS FILE

Personal

Born Nov. 11, 1972 in Reedsburg, Wis.

Family

Wife: Nicole

Education

B.S., business and psychology, UW-Platteville, 1996

Coaching Experience


Dir. of Basketball Operations, Wisconsin (2001-present); Assistant Coach, Wisconsin-Milwaukee (1999-2001); Assistant Coach, Lake Superior State (1997-99); Graduate Assistant, Wayne State (Neb.) (1996-97)

Playing Experience

UW-Platteville (1991-95)

BASKETBALL SUPPORT STAFF

MEET THE STAFF



Scott Hettenbach Strength & Conditioning Coach

Scott Hettenbach is in his eighth full season as strength and conditioning coach for the Badger basketball team and his eighth year overall at Wisconsin.

A member of the National Strength and Conditioning Association, he also works with the Wisconsin football, swimming and diving, golf and track teams as a strength and conditioning coach. He is a certified strength and conditioning specialist.

Prior to coming to UW-Madison, Hettenbach coached four sports at Brookfield (Wis.) Central High School. Under his direction, the boys track squad won three conference titles.

Hettenbach, who is currently working on a master's degree in exercise science and sports administration, graduated from UW-La Crosse in 1987 with a bachelor's degree in business management and a minor in health. He was a hurdler with the UW-La Crosse track team for three seasons.

Hettenbach resides in Madison with his wife, JoDeen, son, Scott (16) and daughter, Kaitlyn (5).



Duffy Conroy Video Coordinator

Duffy Conroy is in his first season as the video coordinator for the Badgers. Conroy came to UW after one year on Bo Ryan's staff at UW-Milwaukee where he was the administrative assistant. At UWM, he was involved in all administrative aspects of the program, including all video operations and film exchange.

Conroy, 25, was an honorable mention All-American in his senior year at St. Ambrose University. A two-time all-conference performer and team captain, Conroy led St. Ambrose to three appearances in the NAIA tournament. He finished his career with more than 1,000 points.

Conroy graduated from St. Ambrose in 1999 with a bachelor's degree in marketing. He is currently working toward his master's degree in business.

A native of Davenport, Iowa, Conroy is the youngest of seven children. His older brother, Ed, is currently the director of basketball operations at Tennessee.



Henry Perez-Guerra Athletic Trainer

Henry Perez-Guerra is in his 10th year as an athletic trainer at the UW-Madison and his third year with the men's basketball team after working with women's basketball the previous five years. He also has responsibilities with the track and cross country teams.

Perez-Guerra moved to Kansas City, Mo., to join Sports Rehabilitation and Physical Therapy Associates as an athletic trainer and was assigned to the University of Missouri-Kansas City athletic program in 1987. After serving UMKC as a member of the Sports Rehab staff, he became the school's first full-time Athletic Trainer, responsible for all 12 NCAA Division I sports and starting the sports medicine program from the ground up.

Perez-Guerra received his B.S. in physical education, with an emphasis in athletic training, from the UW-Madison in 1985. He also completed his master's degree in health education in 1994 at UW. Following his graduation in 1985, he spent the summer with the Philadelphia Eagles as a student athletic trainer.

Henry is a licensed athletic trainer and a certified member of the National Athletic Trainers Association. He and his wife Jill have three children: Andrew, Carlie and Casey.

Program Assistants



Peg Cullen



Karen Gutzman



Laura Strang

MANAGEMENT TEAM

Barry Alvarez Football Operations



Barry Alvarez is in his third year as an Associate Athletic Director. He oversees the football program he has built into a national power. Alvarez was named UW head coach in

1990 and has led the Badgers to three Big Ten titles and three Rose Bowl wins. The winningest football coach in UW history, Alvarez was previously an assistant coach at Notre Dame and Iowa. His Badger teams have posted the three winningest seasons in UW annals. Among his many outstanding players was 1999 Heisman Trophy winner Ron Dayne. Alvarez earned his B.A. and M.A. degrees from Nebraska. He and his wife, Cindy, have two daughters and a son.

Al Fish Capital Projects



Al Fish, an Administrative Officer for the department of athletics since 1989, is the division's Associate A.D. for Capital Projects. With the initiation of more than

\$100 million of capital projects in the next five years, Fish will oversee those efforts which include the refurbishing of Camp Randall Stadium. Fish will continue to supervise the University Ridge Golf Course. Fish spent two years coordinating construction of the \$76.4 million Kohl Center and serving as its interim General Manager. The 1973 graduate of Luther College is married to Susan Goodwin. They have three children: Cassie, Molly and Nick.


Cheryl Marra Sports Administrator



Cheryl Marra begins her 13th year as an Associate A.D. / Sports Administrator at Wisconsin. Along with serving as the school's Senior Women's Administrator, Marra

has responsibility for overseeing all sports except football. Marra also supervises the internal units of academic affairs and compliance. Marra has served on several NCAA committees including post-graduate scholarships, women's soccer, women's athletics and women's basketball, which she currently chairs. A 1977 graduate of Slippery Rock State, Marra received her M.A. from Ohio State in 1983.


Mike Moss Student Services



Mike Moss starts his seventh year at the UW as an Associate A.D. / Student Services and Activities. This area is responsible for addressing the needs of student-athletes.

Key initiatives are the Champs Life Skills program and the Student-Athlete Advisory Committee. He is also a representative for Plan 2008, a campus-wide diversity program. Previously, Moss was Director of Sports Operations for the Atlanta Olympic Games. He was chief administrator for six sports. The 1961 graduate of Ohio, received his M.A. from Cal State Hayward. He is also a retired lieutenant in the U.S. Naval Reserve. His wife's name is Betty Gordon.


Jamie Pollard Chief Financial Officer



Jamie Pollard enters his fifth full season as the Athletic Department's Chief Financial Officer. Additionally, Pollard has assumed a broader role in managing the division's support

functions. The former Associate A.D. at Maryland (1994-98), oversees facilities and events, equipment, sports medicine, technical services and strength and conditioning as well as running the business office. The UW-Oshkosh graduate ('87) was inducted into that school's Athletic Hall of Fame in 1999. He was the '87 Div. III NCAA champion in the 5,000 meters. He and his wife, Ellen, have four children (Thomas, Annie, Maggie and James).

Vince Sweeney External Relations




Vince Sweeney is in his eighth year as an Associate A.D. in charge of external relations. In 2000, he was given additional responsibilities with various entities on campus, including

the Chancellor's Office. Sweeney oversees marketing and promotions, athletic communications, spirit squads, community relations and fundraising. He serves on the Board of the National Association of Collegiate Marketers and Greater Madison Convention & Visitors Bureau. Sweeney was 1994 "Marketer of the Year" by the American Marketing Association. Sweeney has a B.A. in journalism (1978) from UW. He and his wife, Sharon, have two daughters (Kelsey and Keara).

MEET THE STAFF

DEPARTMENT STAFF

Event Mgmt.




Doug Beard,
Asst. AD/Event Mgmt.



Nancy Bee
Basketball Event
Manager

Staff
Jason Davenport
Dicklitch, Lee
Mona Feller
Elaine Klein
Beverly Lewis
Christine McKinley
Todd Nelson
Andrea Nilsen


Food and Beverage



**Tim Taggart, Dir. of Food
and Beverage Service**

Staff
Herbert Hackworthy
Calvin Holden
Blair Schmitz
Laurie Wirkus

Technical Services



**Jim Roberts, Director of
Technical Services**

Staff
Joe Alfano
Jamie Buchanan
Jim Eisenmann
Mike Ippolito
Bob Lahey
Jesse Lyons
Jason Thomas
Tamara Walker
Art Webb

Business Office



**Linda Callow, Dir. of
Business Services**

Staff
Lisa Clemmons
Debi Morgan
Dave Rieves
Jeanne Rotter
David Sell
Jill Wolff

Sports Administrators



**John Jentz, Asst.
AD/Sports
Administrator**

Athletic Comm.



**Steve Malchow,
Assistant AD/
Communications**

Staff
Paul Capobianco
Justin Doherty
Tam Flarup
Julie Kluge
Brian Lucas
Diane Nordstrom
Barb Wyatt



**Terry Gawlik, Asst.
AD/Sports
Administrator**

Community Relations



**Jim Bakken, Director of
Community Relations**

Staff
Jerry Dowden
Nancy Eifert
Joe Thompson

Licensing



**Cindy Van Matre,
Director of Licensing**

Staff
Yvonne Betts

Badger Fund



**Marija Neubauer, Badger
Fund Dir.**

Staff
Cathy Duffy
Rich Franchak
Mario Russo
Jennifer Scheller
Ryan Sedevie

Personnel



**Kip Marvin,
Human Resources**

Staff
Shirley Frank

Strength & Conditioning



John Dettmann
Strength and Conditioning Coord.

Staff

Kerri Ariens
Brian Bott
Ryan Feek
Paul Goodman
Scott Hettenbach
Jim Snider

Facilities Mgmt.



Barry Fox
Director of Facilities

Staff

Denny Angle
Glenn Betts
Alive Brandenburg
Chuck Bruhn
Kay Coleman
Jeff Erbrecht
Don Harrington
Gregg Knudson
Kathy Mitchell
Dan Mellenthin
Gene Neumaier
Bruce Nowak
Rex Owens
Rick Pellett
Jerry Perion
Mark Petranyi
Regina Prince
Tim Schneeberg
Brad White
Roger Schuster
Ed Walsh
James Wilkerson

Ticket Operations




Corbin Hunt, Asst. AD/Ticket Operations

Staff

Michelle Breuer
Becky Duncan
Brian Evenson
Diane Gotzion
Ruth Manke
Brian Moore
Mike Pariseau
Chris Schappel
Wendi Steinberg
Matt Ulery

Video Services




Will Mulvaney
Director of Video Services

Staff

Andy Augustyn
Matt Harrington
Mark King
Chad Thompson

Equipment Staff



Terry Schlatter, Athletic Equipment Supervisor



Gary Poels, Basketball Equipment Manager

Staff

Jeff Blume
Terry Calloway
Herman Kleinheinz
Bill Losby
Marisa Menzel
Todd Meyer
Mark Peelet
Bill Schlecht

Compliance



Tim Bald, Asst. AD/Compliance


Staff

Scott Larson
Katie Smith
Benjy Wilber

Sports Medicine



Dennis Helwig
Head Athletic Trainer



Dr. Greg Landry
Primary Care



Dr. Ben Graf
Orthopedics

Staff

Beth Cranley
Chad Gabbard
Chuck Hart
Jan Helwig
Andy Hrodey
Jeremy Isensee
Mike Moll
Henry Perez-Guerra
Laura Walluk
Ian Wood

Marketing




Kevin Kluender,
Director of Marketing and Promotions

Staff

Adam Ahearn
Brian Chullino

Academic Services



David Harris
Dir. Academic Services

Staff

Tom Browne
Chris Butler
Jerry Darda
Jim Eisenmann
Nancy Gatyas
Nancy Kreklow
Maryellen Rock
Doug Tiedt
Mary Weaver-Klees
Alan Zussman


MEET THE STAFF

WISCONSIN HEAD COACHES


MEET THE STAFF




Jane Albright
Women's Basketball




Barry Alvarez
Football




Chris Clark
Men's Rowing



Barry Davis
Wrestling




Dean Duerst
Women's Soccer



Mike Eaves
Men's Hockey




Karen Gallagher
Softball



Eric Hansen
Men's & Women's
Swimming & Diving



Patti Henderson
Women's Tennis




Mark Johnson
Women's Hockey



Pat Klingelhoets
Men's Tennis




Maren LaLiberty
Women's Rowing



Ed Nuttycombe
Men's Track & Field



Jeff Rohrman
Men's Soccer



Bo Ryan
Men's Basketball




Jerry Schumacher
Men's Cross Country



Peter Tegen
Women's Cross
Country/ Track & Field



Dennis Tiziani
Men's & Women's Golf




Pete Waite
Volleyball

2002 OPPONENTS

Pgs. 74-75 - NABC Classic
Pgs. 76-85 - Non-conference Opponents

Pgs. 86-105 - Big Ten Opponents
Pgs. 106-107 - Big Ten Composite Schedule

Pg. 108 - Sports Information Contacts



BIG TEN CONFERENCE
2002 MEN'S BIG TEN CHAMPION
MAAMILONS WISCONSIN
OFFICIAL LOCKER ROOM SHIRT


NABC CLASSIC

Nov. 15-16, Kohl Center (17,142), Madison, Wis.

Eastern Washington



Ray Giacoletti
Head Coach



Alvin Snow
Senior Guard/Forward

General Information

Location: Cheney, Wash.
President: Dr. Stephen M. Jordan
Athletic Director: Scott Barnes
Enrollment: 8,597
Nickname: Eagles
Colors: Red and White
Conference: Big Sky
Facility: Reese Court (6,000)

Coaching Information

Head Coach: Ray Giacoletti
Alma Mater: Minot State, '85
Record at EWU: 34-24 (2 yrs.)
Career Record: 82-57 (5 yrs.)
Assistant Coaches: Mike Burns, Mike Score, Ryan Orton
Office Phone: (509) 359-2463

Team Information

2001-02 Overall Record: 17-13
2001-02 Conference Record and Finish:
10-4 (2nd in Big Sky)
Postseason: None
Lettermen Returning/Lost: 9/4
Starters Returning/Lost: 3/2

Media Information

Basketball SID: Dave Cook
Office Phone: (509) 359-6334
Home Phone: (509) 235-4672
Email: dcook@mail.ewu.edu
Fax: (509) 359-2828
Press Row Phone: (509) 359-6331
Website: www.goeags.com

Series and Game Notes

This will be the first meeting between Wisconsin and Eastern Washington ... the Badgers are 2-0 against teams from the Big Sky Conference, having defeated Montana twice.

Winthrop



Gregg Marshall
Head Coach



Tyrone Walker
Junior Forward

General Information

Location: Rock Hill, S.C.
President: Anthony J. GiGiorgio
Athletic Director: Tom Hickman
Enrollment: 6,306
Nickname: Eagles
Colors: Garnet and Gold
Conference: Big South
Facility: Winthrop Coliseum (6,100)

Coaching Information

Head Coach: Gregg Marshall
Alma Mater: Randolph-Macon, '85
Record at WU: 79-42 (4 yrs.)
Career Record: same
Assistant Coaches: Barclay Radebaugh, Shaun Golden,
Robbie O'Bryan
Office Phone: (803) 323-2129 ext. 6221

Team Information

2001-02 Overall Record: 19-12
2001-02 Conference Record and Finish:
10-4 (1st in Big South)
Postseason: NCAA First Round
Lettermen Returning/Lost: 6/6
Starters Returning/Lost: 2/3

Media Information

Basketball SID: Jack Frost
Office Phone: (803) 323-2129 ext. 6245
Home Phone: (803) 366-9401
Email: frostj@winthrop.edu
Fax: (803) 323-2433
Press Row Phone: (803) 323-2156
Website: www.winthropeagles.com

Series and Game Notes

If the Badgers and Eagles play in the NABC Classic, it will be the first-ever meeting between the schools ... the UW has played two games against Big South Conference opponents, defeating both Coastal Carolina (in 1991) and Charleston Southern (in 1992).

Northern Illinois

Rob Judson
Head Coach



P.J. Smtih
Junior Guard

General Information

Location: DeKalb, Ill.
 President: John G. Peters
 Athletic Director: Cary Groth
 Enrollment: 23,783
 Nickname: Huskies
 Colors: Cardinal and Black
 Conference: Mid-American
 Facility: Convocation Center (9,100)

Coaching Information

Head Coach: Rob Judson
 Alma Mater: Illinois, '80
 Record at NIU: 12-16 (1 yr.)
 Career Record: Same
 Assistant Coaches: Mike Shepherd, Donald Whiteside,
 Carl Armato
 Office Phone: (815) 753-1633

Team Information

2001-02 Overall Record: 12-16
 2001-02 Conference Record and Finish:
 8-10 (4th in MAC West)
 Postseason: None
 Lettermen Returning/Lost: 8/3
 Starters Returning/Lost: 4/1

Media Information

Basketball SID: Michael Smoose
 Office Phone: (815) 753-1706
 Home Phone: (815) 766-1693
 Email: msmoose@niu.edu
 Fax: (815) 753-9540
 Press Row Phone: (815) 752-6767 / 6768
 Website: www.niuhuskies.com

Series and Game Notes

UW and Northern Illinois have met 13 times with the Badgers holding an 11-2 advantage ... Wisconsin won 68-64 on Nov. 25 at the Kohl Center in the teams' last meeting ... NIU defeated Wisconsin 55-51 the previous season in DeKalb ... the Badgers are 8-0 against Northern Illinois in Madison.

NABC Classic Notes

This will be the sixth annual National Association of Basketball Coaches (NABC) Classic. This year's field includes tournament host Wisconsin, Eastern Washington, Northern Illinois and Winthrop. Northern Illinois and Winthrop will square off in the first game, tipping off at 6 p.m. on Friday, Nov. 15. The Badgers and Eastern Washington will follow the conclusion of that game. On Saturday, the third-place game will take place at 6 p.m. followed by the championship game.

Last Year's Classic

The 2001 NABC Classic was held at Rupp Arena in Lexington, Ky., with Kentucky, Western Kentucky, George Washington and Marshall participating. Western Kentucky upset host Kentucky in the first round then defeated George Washington to win the tournament championship. Western Kentucky's Chris Marcus was named MVP of the Classic, averaging 16 points and 10 rebounds in the Hilltoppers' two wins. He was joined on the all-tournament team by teammate Derek Robinson, George Washington's Chris Monroe, Keith Bogans of Kentucky and Tamar Slay of Marshall.

Previous Year's Results

1997*	New Mexico (Champion) Temple (Champion) USC (Runner-up) Auburn (Runner-up) MVP: No Award	Site: <i>Albuquerque, N.M.</i>
1998	Indiana (Champion) South Carolina (Runner-up) Valparaiso (Third place) Seton Hall (Fourth place) MVP: Luke Recker, Indiana	Site: <i>Indianapolis, Ind.</i>
1999	Syracuse (Champion) Wisconsin (Runner-up) Missouri (Third place) Princeton (Fourth place) MVP: Ryan Blackwell, Syracuse	Site: <i>Syracuse, N.Y.</i>
2000	North Carolina (Champion) Tulsa (Runner-up) Arizona State (Third place) Winthrop (Fourth place) MVP: Joseph Forte, North Carolina	Site: <i>Chapel Hill, N.C.</i>
2001	Western Kentucky (Champion) George Washington (Runner-up) Kentucky (Third place) Marshall (Fourth place) MVP: Chris Marcus, Western Kentucky	Site: <i>Chapel Hill, N.C.</i>

* - 1997 NABC Classic was a doubleheader, tournament format began in 1998

Second Time's A Charm?

Two teams in the 2002 NABC field will be making their second appearances in the Classic. Tournament host Wisconsin finished second in the 1999 NABC Classic, losing to Syracuse 68-49 in the championship game. Winthrop finished fourth in the 2000 Classic in Chapel Hill, N.C.

UW-MILWAUKEE

Nov. 23, Kohl Center (17,142), Madison, Wis.



Bruce Pearl
Head Coach



Clay Tucker
Senior Forward

Coaching Information

Head Coach: Bruce Pearl
 Alma Mater: Boston College, '82
 Record at UWM: 16-13 (1 yr.)
 Career Record: 247-59 (10 yrs.)
 Assistant Coaches: Tony Jones,
 Ryan Swanson, Ken Johnson

Team Information

2001-02 Overall Record: 16-13
 2001-02 Conference Record and Finish:
 11-5 (T2nd in Horizon)
 Postseason: None
 Lettermen Returning/Lost: 11/0
 Starters Returning/Lost: 5/0

2002-03 Roster

No.	NAME	Pos.	Ht.	Wt.	Yr.
1	Derek Huff	F	6-8	245	Sr.
2	Chris Hill	G	5-10	160	So.
3	Jose Winston	G	5-11	180	Sr.
4	Kalombo Kadima	G/F	6-2	185	Sr.
5	Ronnie Jones	G	5-9	165	Sr.
10	Mark Pancratz	G	6-3	185	Fr.
14	Dan Weisse	G	5-11	175	Sr.
15	Dylan Page	F	6-8	225	Jr.
24	Jason Frederick	G	6-4	185	Sr.
30	Clay Tucker	F	6-3	195	Sr.
33	Justin Lettenberger	F	6-5	190	Sr.
40	Nathan Mielke	C	6-11	220	Jr.
42	Rob Sanders	F	6-6	185	So.
43	James Wright	F	6-6	205	Jr.
44	Adrian Tigert	F	6-6	230	So.
	Ben Brey	F	6-5	200	Jr.
	Kyle Knippel	F	6-7	244	Fr.
	Gordie Zastrow	G	6-4	175	Fr.

Series and Game Notes

This will be the 10th straight season the two teams have met ... UW coach Bo Ryan coached UWM for two seasons before coming to Madison.

Series Records

All-time: UW leads 18-1
 At Madison: UW leads 10-1
 At Milwaukee: UW leads 8-0

Web Site

www.uwmpanthers.com

GENERAL INFORMATION

Location: Milwaukee, Wis.
 Founded: 1885
 Chancellor: Dr. Nancy Zimpher
 Athletic Director: Bud Haidet
 Enrollment: 23,332
 Nickname: Panthers
 Colors: Black and Gold
 Conference: Horizon League
 Facility: Klotsche Center
 Capacity: 5,000

MEDIA INFORMATION

Basketball SID: Kevin O'Connor
 Office Phone: (414) 229-5674
 Home Phone: (414) 961-0814
 E-Mail Address: kjoc@uwm.edu

SID Fax: (414) 229-6759

Mailing Address:

Athletics- North Building
 UW-Milwaukee
 P.O. Box 413
 Milwaukee, WI 53201

Press Row Phone:

(414) 229-6276

Basketball Office Phone:

(414) 229-3738

2001-02 RESULTS

11/17	Concordia-St. Paul	W	77-63
11/21	at W. Michigan	L	81-80
11/24	at Valparaiso	L	82-69
11/30	at Iowa State	L	71-62
12/1	vs. Neb.-Omaha	W	87-68
12/4	Chicago State	W	84-47
12/7	at Louisville	L	90-75
12/8	vs. Virginia Tech	W	80-78
12/15	W. Michigan	L	59-51
12/22	UW-Parkside	W	91-58
12/27	Wisconsin	L	81-79
12/30	at Colorado	L	93-87
1/2	at Youngstown St.	W	77-55
1/5	UW-Green Bay	W	63-51
1/10	Loyola Chicago	L	91-87
1/12	Illinois-Chicago	W	75-49
1/17	at Wright State	W	86-80
1/19	at Butler	W	73-72
1/24	Cleveland State	W	78-69
1/26	Detroit	W	66-48
1/30	Butler	L	59-58
2/4	at Loyola Chicago	W	80-70
2/7	at Illinois-Chicago	L	73-71
2/9	Youngstown St.	W	96-76
2/14	Wright State	W	94-68
2/21	at Cleveland State	L	69-67
2/23	at Detroit	L	94-61
2/25	at UW-Green Bay	W	76-66
3/2	vs. Illinois Chicago	L	75-63

2002-03 SCHEDULE

11/23	at Wisconsin
11/26	Mississippi Valley State
11/28	vs. SE Missouri State
11/30	vs. Indiana State
12/1	vs. TBA
12/6	vs. Florida International
12/7	vs. SW Missouri St./Samford
12/11	Valparaiso
12/14	at Mississippi Valley State
12/17	UW-Parkside
12/21	Loyola Chicago
12/28	at Georgia
1/2	at Detroit
1/4	at Cleveland State
1/9	at Illinois-Chicago
1/11	Youngstown State
1/14	at Chicago State
1/18	at UW-Green Bay
1/23	Wright State
1/25	Butler
2/1	at Loyola Chicago
2/6	Detroit
2/8	Cleveland State
2/10	UW-Green Bay
2/13	Illinois-Chicago
2/15	at Youngstown State
2/22	at Bracket Busters
2/27	at Wright State
3/1	at Butler
3/4-11	at Horizon League Tournament




UW-GREEN BAY

Nov. 30, Resch Center (10,200), Green Bay, Wis.



Tod Kowalczyk
Head Coach



Greg Babcock
Senior Center

Coaching Information

Head Coach: Tod Kowalczyk
Alma Mater: Minnesota-Duluth, '89
Record at UWGB: first year
Career Record: first year
Assistant Coaches: Dale Race,
Gary Gzesk, Patrick Baldwin

Team Information

2001-02 Overall Record: 9-21
2001-02 Conference Record and Finish:
4-12 (8th in Horizon)
Postseason: None
Lettermen Returning/Lost: 9/4
Starters Returning/Lost: 4/1

2002-03 Roster

No.	NAME	Pos.	Ht.	Wt.	Yr.
0	Brandon Hansen	G	6-5	165	So.
1	Marshall Williams	G	6-4	200	Jr.
2	Calix N'diaye	G	6-3	190	So.
3	Matt Rohde	G	6-2	175	So.
5	Greg Monfre	G	5-11	175	Jr.
12	Terry Parker Jr.	G	6-2	185	Fr.
15	Derek Scheidt	G	6-3	185	Jr.
23	Chancellor Collins	G/F	6-4	195	Sr.
30	Aaron Jessup	G	6-5	200	Sr.
34	Greg Babcock	C	6-10	235	Sr.
42	Julian Swartz	F	6-6	215	So.
44	Kevin Hughes	F	6-7	215	Jr.
54	Mike King	F	6-8	235	Jr.

Series and Game Notes

This will be the ninth meeting between the teams but just the second in Green Bay ... this will also be the fourth consecutive season in which the teams have met ... this game will mark the opening of UWGB's new arena, the 10,200-seat Resch Center.

Series Records

All-time: UW leads 8-0
At Madison: UW leads 7-0
At Green Bay: UW leads 1-0

Web Site

www.uwgb.edu/athletics

GENERAL INFORMATION

Location: Green Bay, Wis.
Founded: 1965
Chancellor: Dr. Bruce Shepard
Athletic Director: Ken Bothof
Enrollment: 5,550
Nickname: Phoenix
Colors: Green, White and Red
Conference: Horizon League
Facility: Resch Center
Capacity: 10,200

MEDIA INFORMATION

Basketball SID: Brian Nicol
Office Phone: (920) 465-2498
Home Phone: (920) 406-5076
E-Mail Address: nicolb@uwgb.edu

SID Fax: (920) 465-2357
Mailing Address:
Phoenix Sports Center
2420 Nicolet Drive
Green Bay, WI 54311-7001
Press Row Phone:
(920) 494-0711
Basketball Office Phone:
(920) 465-2145

2001-02 RESULTS

11/17	UMKC	L	48-47
11/20	at Kansas State	L	68-55
11/25	Northern Iowa	L	83-79
11/27	Chicago State	W	78-62
12/1	at Wisconsin	L	70-57
12/8	at St. Bonaventure	L	93-83
12/11	Eastern Michigan	W	106-76
12/15	at UMKC	L	67-54
12/22	at Evansville	L	77-69
12/28	Boston University	L	79-75
12/29	Lipscomb	W	77-44
1/5	at UW-Milwaukee	L	63-51
1/10	UIC	L	75-66
1/12	Loyola Chicago	L	72-68
1/17	at Butler	L	64-41
1/19	at Wright State	L	96-73
1/24	Detroit	L	52-40
1/26	Cleveland State	W	61-50
1/28	Youngstown St.	W	53-50
2/7	at Loyola Chicago	L	84-78
2/9	at UIC	L	75-67
2/11	at Detroit	W	65-61
2/14	Butler	L	77-74
2/17	Wright State	L	71-70
2/21	at Youngstown St.	L	69-55
2/23	at Cleveland State	W	74-66
2/25	UW-Milwaukee	L	76-66
3/1	vs. Youngstown St.	W	86-65
3/2	vs. Butler	W	49-48
3/3	vs. Loyola	L	63-57


2002-03 SCHEDULE

11/21	at Alaska-Fairbanks
11/23	vs. Nebraska/Centenary
11/24	vs. TBA
11/30	Wisconsin
12/3	Chicago State
12/7	Kansas State
12/9	at Missouri
12/14	at Weber State
12/21	UIC
12/23	at Northern Iowa
12/27	Austin Peay
12/28	Eastern Washington/Delaware
1/2	at Cleveland State
1/4	at Detroit
1/7	at Eastern Michigan
1/11	Loyola Chicago
1/18	UW-Milwaukee
1/23	Butler
1/25	Wright State
1/29	at Youngstown State
2/1	at UIC
2/6	Cleveland State
2/8	Detroit
2/10	at UW-Milwaukee
2/15	at Loyola Chicago
2/19	Youngstown State
2/23	Northern Michigan
2/27	at Butler
3/1	at Wright State
3/4-11	at Horizon League Tournament



WAKE FOREST

Dec. 4, Kohl Center (17,142), Madison, Wis.



Skip Prosser
Head Coach



Josh Howard
Senior Forward

Coaching Information

Head Coach: Skip Prosser
Alma Mater: U.S.M.M. Academy, '72
Record at WFU: 21-13 (1 yr.)
Career Record: 186-91 (9 yrs.)
Assistant Coaches: Jeff Battle,
Dino Gaudio, Chris Mack

Team Information

2001-02 Overall Record: 21-13
2001-02 Conference Record and Finish:
9-7 (3rd in ACC)
Postseason: NCAA Second Round
Lettermen Returning/Lost: 5/5
Starters Returning/Lost: 1/4

2002-03 Roster

No.	NAME	Pos.	Ht.	Wt.	Yr.
0	Chris Ellis	F	6-8	250	Fr.
1	Justin Gray	G	6-2	185	Fr.
4	Taron Downey	G	6-2	171	So.
5	Josh Howard	F	6-6	203	Sr.
10	Jamaal Levy	F	6-9	180	So.
13	Vytas Danelius	F	6-8	228	So.
23	Richard Joyce	G/F	6-5	200	Fr.
31	Eric Williams	C	6-9	270	Fr.
32	Trent Strickland	G	6-5	190	Fr.
33	Steve Lepore	G	6-5	202	Sr.
53	Dshamal Schoetz	C	7-0	263	Jr.

Series and Game Notes

This will be the second meeting between Wisconsin and Wake Forest, both coming in the Big Ten/ACC Challenge ... this is the UW's first home game in the yearly event ... Wake Forest won the previous meeting 67-48 on Nov. 30, 1999.

Series Records

All-time: UW trails 0-1
At Madison: Never met
At Winston-Salem: UW trails 0-1

Web Site

www.wakeforestsports.com

GENERAL INFORMATION

Location: Winston-Salem, NC
Founded: 1834
President: Dr. Thomas K. Hearn
Athletic Director: Ron Wellman
Enrollment: 3,950
Nickname: Demon Deacons
Colors: Old Gold and Black
Conference: Atlantic Coast Conference
Facility: Lawrence Joel Veterans Memorial Coliseum
Capacity: 14,665

MEDIA INFORMATION

Basketball SID: Dean Buchan
Office Phone: (336) 758-5640
Home Phone: (336) 922-7049
E-Mail Address: buchandw@wfu.edu

SID Fax: (336) 758-5140

Mailing Address:

Wake Forest Media Relations
PO Box 7246
Winston-Salem, NC 27109

Press Row Phone:

(336) 727-2945

Basketball Office Phone:

(336) 758-5622



2002 OPPONENTS

2001-02 RESULTS


11/12	UNC-Wilmington	W	79-78
11/16	at Arkansas	W	76-71
11/18	Elon	W	87-67
11/21	Fresno State	W	62-61
11/23	Syracuse	L	74-67
11/27	Minnesota	W	85-79
12/4	at Kansas	L	83-76
12/7	at S. Carolina St.	W	115-75
12/16	Florida State	W	93-72
12/19	St. Francis (PA)	W	89-60
12/22	at St. John's	L	72-60
12/29	Marquette	W	64-59
1/2	Richmond	W	67-52
1/5	at North Carolina	W	84-62
1/7	at Navy	W	87-65
1/12	Clemson	W	96-55
1/15	at Virginia	L	86-74
1/19	at Duke	L	103-80
1/23	Maryland	L	85-63
1/26	Georgia Tech	W	87-74
1/30	at N.C. State	W	82-81
2/2	at Florida State	W	89-80
2/6	North Carolina	W	90-66
2/9	Cincinnati	L	103-94
2/13	at Clemson	L	118-115 (20T)
2/17	Virginia	W	92-70
2/21	Duke	L	90-61
2/24	at Maryland	L	90-89
2/27	at Georgia Tech	L	90-77
3/2	N.C. State	W	83-71
3/8	vs. Georgia Tech	W	92-83
3/9	vs. Duke	L	79-64
3/14	vs. Pepperdine	W	83-74
3/16	vs. Oregon	L	92-87

2002-03 SCHEDULE


11/27	Yale
12/1	Temple
12/4	at Wisconsin
12/15	SMU
12/18	South Carolina State
12/21	St. John's
12/28	North Carolina A&T
12/30	Bethune Cookman
1/4	at Richmond
1/7	Elon
1/12	at Duke
1/15	Maryland
1/19	Georgia Tech
1/23	at Virginia
1/26	Florida State
1/28	at Clemson
2/2	at North Carolina
2/6	North Carolina State
2/9	at Marquette
2/13	Duke
2/16	at Maryland
2/20	at Georgia Tech
2/23	Virginia
2/26	at Florida State
3/1	Clemson
3/5	North Carolina
3/8	at North Carolina State
3/13-16	at ACC Tournament

UNLV

Dec. 7, Kohl Center (17,142), Madison, Wis.



Charlie Spoonhour
Head Coach



Dalron Johnson
Senior Forward

Coaching Information

Head Coach: Charlie Spoonhour

Alma Mater: Ozarks, '61

Record at UNLV: 21-11 (1 yr.)

Career Record: 340-182 (17 yrs.)

Assistant Coaches: Deane Martin,
Jay Spoonhour, Derek Thomas

Team Information

2001-02 Overall Record: 21-11

2001-02 Conference Record and Finish:
9-5 (3rd in Mountain West)

Postseason: NIT Second Round

Lettermen Returning/Lost: 8/7

Starters Returning/Lost: 2/3

2002-03 Roster

No.	NAME	Pos.	Hr.	Wr.	Yr.
1	Demetrius Hunter	G	6-2	210	Jr.
3	Marcus Banks	G	6-2	200	Sr.
5	Jermaine Lewis	G	6-4	200	Sr.
10	Dalron Johnson	F	6-10	215	Sr.
12	Ernest Turner	G	6-2	195	So.
14	Omar Pearson	F	6-9	220	Jr.
15	Mike Paulos	G	6-0	150	Fr.
20	Jon Osborne	G	6-1	170	Fr.
22	Louis Amundson	F	6-8	205	So.
24	Lamar Bigby	G/F	6-5	185	Sr.
34	James Peters	F	6-8	215	Jr.
44	Jon Knoche	G	5-9	165	Sr.
55	J.K. Edwards	C	6-8	250	Jr.

Series and Game Notes

This will be the third meeting between the Badgers and Runnin' Rebels ... UNLV has won both previous games, including a 74-69 win in last season's opener ... UW defeated UNLV 27-7 in football this year.

Series Records

All-time: UW trails 0-2

At Madison: Never met

At Las Vegas: UW trails 0-2

Web Site

www.UNLVRebels.com

GENERAL INFORMATION

Location: Las Vegas, Nev.

Founded: 1957

President: Dr. Carol C. Harter

Athletic Director: John Robinson

Enrollment: 24,000

Nickname: Runnin' Rebels

Colors: Scarlet and Gray

Conference: Mountain West

Facility: Thomas & Mack Center

Capacity: 18,500

MEDIA INFORMATION

Basketball SID: Andy Grossman

Office Phone: (702) 895-3995

Home Phone: (702) 630-3949

E-Mail Address:

agrossman@cmail.nevada.edu

SID Fax: (702) 895-0989

Mailing Address:

Box 450004

4505 Maryland Parkway

Las Vegas, NV 89154-0004

Press Row Phone:

(702) 895-4600

Basketball Office Phone:

(702) 895-3295

2001-02 RESULTS

11/17	Wisconsin	W	74-69
11/20	Nicholls State	W	97-54
11/24	at Cincinnati	L	74-61
11/28	at Washington	L	77-64
12/1	Georgia Southern	W	79-64
12/8	at UAB	L	74-68
12/15	at Loyola Marymount	W	70-68
12/20	Nevada	W	87-75
12/22	Texas	L	87-78
12/28	Tennessee State	W	101-83
12/30	Old Dominion	W	84-76
1/5	Wyoming	L	69-59
1/7	at Air Force	W	66-54
1/12	at Utah	L	86-63
1/15	at BYU	L	60-47
1/21	Colorado State	W	75-68
1/26	at San Diego State	W	80-79
2/3	DePaul	W	90-75
2/5	at New Mexico	L	84-81
2/9	BYU	W	73-70
2/11	Utah	W	72-64
2/13	Florida International	W	83-77
2/16	at Wyoming	L	82-78
2/18	at Colorado State	W	96-91
2/23	San Diego State	W	83-76
2/28	Air Force	W	73-66
3/2	New Mexico	W	91-82
3/7	vs. New Mexico	L	120-117
3/8	vs. Utah	L	76-70
3/9	vs. San Diego State	L	78-75
3/12	vs. Arizona State	W	96-91
3/19	at South Carolina	L	75-65

2002-03 SCHEDULE

11/24	Portland State
11/27	UAB
11/30	Washington
12/4	at Nevada-Reno
12/7	at Wisconsin
12/14	at Bradley
12/17	Tennessee Martin
12/21	Stanford
12/28	West Virginia
12/29	SMU
1/2	IUPUI-Fort Wayne
1/4	Santa Clara
1/11	at DePaul
1/16	at BYU
1/20	Utah
1/25	at Air Force
1/27	at New Mexico
2/1	Wyoming
2/3	Colorado State
2/9	USC
2/11	at San Diego State
2/14	BYU
2/17	at Utah
2/22	New Mexico
2/24	Air Force
3/1	at Colorado State
3/3	at Wyoming
3/8	at San Diego State
3/13-15	at Mountain West Tournament



NEW HAMPSHIRE

Dec. 11, Kohl Center (17,142), Madison, Wis.



Phil Rowe
Head Coach



Marcus Bullock
Junior Guard

2002-03 Roster

No.	NAME	Pos.	Ht.	Wt.	Yr.
0	Ben Sturgill	F/C	6-7	210	So.
1	Shejdie Childs	G	5-10	180	Fr.
3	Marcus Bullock	G	6-0	180	Jr.
10	Ronnie Dennis	G	6-3	194	Fr.
12	Ioannis Karalis	G	6-4	200	Fr.
20	Roland Williams	G	5-11	170	So.
31	Griffin Walker	G	6-4	210	Jr.
34	Jeff Senulis	F	6-8	205	Sr.
35	Brady Catlett	F	6-4	200	So.
43	David Sands	F	6-7	215	So.
45	Kyle Peterson	F/C	6-9	255	Jr.
54	Shawn Collette	G	6-0	176	Sr.

Series and Game Notes

This will be the first meeting between Wisconsin and New Hampshire ... the Badgers have played just one other America East opponent in history, defeating Maine 89-72 on Dec. 2, 1988 in the First Bank Classic in Milwaukee.

Series Records

All-time: Never met
At Madison: Never met
At Durham: Never met

Web Site

www.unhwildcats.com.com

GENERAL INFORMATION

Location: Durham, NH.
Founded: 1866
President: Dr. Ann Weaver Hart
Athletic Director: Marty Scarano
Enrollment: 11,900
Nickname: Wildcats
Colors: Blue and White
Conference: America East
Facility: Lundholm Gymnasium
Capacity: 3,500

MEDIA INFORMATION

Basketball SID: Derek Leslie
Office Phone: (603) 862-3906
Home Phone: TBA
E-Mail Address: dsleslie@cisunix.unh.edu

SID Fax: (603)862-3839

Mailing Address:
Field House
145 Main Street
Durham, NH 03824

Press Row Phone:
(603) 862-3181

Basketball Office Phone:
(603) 862-2503



Coaching Information

Head Coach: Phil Rowe
Alma Mater: Plymouth St., '74
Record at UNH: 21-63 (3 yrs.)
Career Record: 201-212 (16 yrs.)
Assistant Coaches: Cory McClure,
Jim Woods, Bill Cumpulido

Team Information

2001-02 Overall Record: 11-17
2001-02 Conference Record and Finish:
8-8 (4th in America East)
Postseason: None
Lettermen Returning/Lost: 8/6
Starters Returning/Lost: 5/0

2001-02 RESULTS

11/16	at Notre Dame	L	95-53
11/21	at Boston College	L	80-77
11/24	Dartmouth	L	72-70
11/26	at Connecticut	L	110-58
11/28	Florida	L	108-56
12/1	at Buffalo	L	73-72
12/6	New England Coll.	W	96-51
12/8	at Lehigh	L	72-49
12/12	Harvard	L	70-65
12/29	Northeastern	L	84-72
1/2	Boston University	L	70-65
1/5	Colgate	W	69-55
1/7	Army	W	84-73
1/12	at Hartford	W	80-78
1/14	at Vermont	L	81-68
1/18	at Stony Brook	W	75-68
1/20	Albany	W	71-60
1/24	Hartford	W	74-70
1/27	Maine	L	72-61
1/30	at Albany	L	74-57
2/2	Binghamton	W	79-69
2/5	at Northeastern	W	82-81
2/8	Stony Brook	W	67-57
2/10	at Boston University	L	63-56
2/14	at Maine	W	87-69
2/22	Vermont	L	93-77
2/24	at Binghamton	L	85-67
3/2	vs. Maine	L	54-48

2002-03 SCHEDULE


11/23	at Miami (Fla.)
11/25	at Northwestern
11/30	Liberty
12/2	at Mount Saint Mary's
12/6	at Colgate
12/8	at Cornell
12/11	at Wisconsin
12/28-29	at Furman Tournament
1/2	Binghamton
1/4	at Hartford
1/8	Maine
1/11	at Albany
1/13	Brown University
1/15	at Dartmouth
1/18	at Northeastern
1/22	Boston University
1/25	at Binghamton
1/29	Vermont
2/2	Stony Brook
2/5	at Maine
2/8	Northeastern
2/12	Hartford
2/16	Albany
2/19	at Vermont
2/26	at Boston University
3/2	at Stony Brook
3/8-16	at America East Tournament

MARQUETTE

Dec. 14, Bradley Center (19,150), Milwaukee, Wis.



Tom Crean
Head Coach



Dwayne Wade
Junior Guard

Coaching Information

Head Coach: Tom Crean
 Alma Mater: Central Michigan '89
 Record at MU: 56-35 (3yrs.)
 Career Record: Same
 Assistant Coaches: Dwayne Stephens,
 Darrin Horn, Jeff Strohm

Team Information

2001-02 Overall Record: 26-7
 2001-02 Conference Record and Finish:
 13-3 (2nd in C-USA American)
 Postseason: NCAA First Round
 Lettermen Returning/Lost: 5/7
 Starters Returning/Lost: 2/3

2002-03 Roster

No.	NAME	Pos.	Ht.	Wt.	Yr.
1	Todd Townsend	F	6-7	215	So.
3	Dwayne Wade	G	6-4	210	Jr.
5	Scott Merritt	F	6-10	245	Jr.
10	Karon Bradley	G	5-11	180	Fr.
12	Jared Sichting	G	6-0	165	Fr.
20	Steve Novak	F	6-9	200	Fr.
32	Joe Chapman	G	6-4	190	Fr.
33	Chris Grimm	F/C	6-10	220	Fr.
34	Travis Diener	G	6-0	165	So.
40	Terry Sanders	F	6-8	225	Jr.
42	Andy Freund	F	6-8	210	Fr.
55	Robert Jackson	F	6-9	255	Sr.

Series and Game Notes

Wisconsin leads the series 59-49 and has won 13 of the last 17 meetings in the UW's most-played non-conference rivalry ... since 1958, the two teams have met at least once every season except 1984-85 ... the Badgers handed MU its first loss of the season last year, 86-73 on Dec. 22.

Series Records

All-time: UW leads 59-49
 At Madison: UW leads 34-14
 At Milwaukee: UW trails 25-35

Web Site

www.gomarquette.com

GENERAL INFORMATION

Location: Milwaukee, Wis.
 Founded: 1881
 President: Rev. Robert A. Wild, S.J.
 Athletic Director: Bill Cords
 Enrollment: 10,600
 Nickname: Golden Eagles
 Colors: Blue and Gold
 Conference: Conference USA
 Facility: Bradley Center
 Capacity: 19,150

MEDIA INFORMATION

Basketball SID: John Farina
 Office Phone: (414) 288-7447
 Home Phone: TBA
 E-Mail Address: TBA

SID Fax: (414) 288-6519

Mailing Address:
 1212 W. Wisconsin
 Suite 315
 Milwaukee, WI 53201

Press Row Phone:
 (414) 227-0580

Basketball Office Phone:
 (414) 288-7130

2001-02 RESULTS

11/17	Loyola	W	80-70
11/18	Chicago State	W	102-49
11/23	vs Tennessee	W	85-74
11/24	vs Gonzaga	W	72-63
11/30	Texas Southern	W	76-40
12/01	Sam Houston St.	W	77-58
12/05	Dayton	W	73-51
12/08	Fordham	W	79-55
12/19	Arkansas-Pine Bluff	W	100-49
12/22	at Wisconsin	L	86-73
12/29	at Wake Forest	L	64-59
1/02	Morris Brown	W	85-38
1/05	at Charlotte	L	76-68
1/09	at Louisville	W	75-71
1/12	Saint Louis	W	61-53
1/15	UAB	W	67-59
1/19	at DePaul	W	87-68
1/23	TCU	W	83-72
1/26	at Saint Louis	W	55-38
1/29	at Tulane	W	68-66
2/2	Cincinnati	W	74-60
2/6	East Carolina	W	70-58
2/9	at Southern Miss	W	72-58
2/16	Louisville	W	75-63
2/19	Charlotte	W	66-52
2/22	at Cincinnati	L	63-62
2/26	at East Carolina	L	51-46
3/1	DePaul	W	72-53
3/7	vs Louisville	W	84-76
3/8	vs Houston	W	85-73
3/9	vs Cincinnati	L	77-63
3/14	Tulsa	L	71-69

2002-03 SCHEDULE

11/15	vs. Villanova
11/26	Eastern Illinois
12/02	at Notre Dame
12/07	Appalachian State
12/14	Wisconsin
12/21	Elon
12/28	Grambling
1/4	at Dayton
1/7	at Saint Louis
1/11	South Florida
1/14	at Tulane
1/18	at Charlotte
1/25	DePaul
1/29	East Carolina
2/1	at Cincinnati
2/5	Saint Louis
2/9	Wake Forest
2/12	at DePaul
2/15	Louisville
2/20	Charlotte
2/22	at TCU
2/27	at Louisville
3/1	UAB
3/5	at East Carolina
3/8	Cincinnati
3/12-15	at Conference USA Tournament



TEXAS SOUTHERN

Dec. 21, Kohl Center (17,142), Madison, Wis.

Coaching Information

Head Coach: Ronnie Courtney
 Alma Mater: McMurray Univ., '81
 Record at TSU: First Season
 Career Record: First Season
 Assistant Coaches: John Howie,
 Jethro Hillman, Keith Berard

Team Information

2001-02 Overall Record: 11-17
 2001-02 Conference Record and Finish:
 10-8 (4th in SWAC)
 Postseason: None
 Lettermen Returning/Lost:
 Starters Returning/Lost:

2002-03 Roster

No.	NAME	Pos.	Hr.	Yr.
3	Marquel Timmons	G	5-11	Sr.
5	Akil Butler	F	6-6	Jr.
12	Sean Walker	G	6-2	Fr.
13	Lionel Willis	F	6-5	Jr.
14	Jaret Barrett	G	6-2	Jr.
20	Ra'Kim Hoillis	G	6-2	Sr.
22	Allen Lovett	G	6-4	Jr.
23	Michael Sneed	G	6-4	So.
24	Donald Hogan	G	5-9	So.
32	Jamaal Clark	F	6-8	Jr.
33	Marcus Bailey	F	6-5	Fr.
40	Jason Dabney	F	6-7	Fr.
42	David Montgomery	F	6-7	So.
44	Jerome Bell	F	6-6	Jr.
50	Raymond Warner	F	6-8	Jr.

Series and Game Notes

This will be the second meeting between Wisconsin and Texas Southern ... the Badgers were victorious 58-49 on Dec. 22, 1980 in Madison ... the UW is 4-0 all-time against SWAC teams.

Series Records

All-time: UW leads 1-0
 At Madison: UW leads 1-0
 At Houston: Never met

Web Site

www.tsu.edu/athletics.com

GENERAL INFORMATION

Location: Houston, Texas
 Founded: 1947
 President: Dr. Priscilla Slade
 Athletic Director: Alois Blackwell
 Enrollment: 8,000
 Nickname: Tigers
 Colors: Maroon and Gray
 Conference: Southwestern Athletic
 Facility: Health and Physical Education
 Arena
 Capacity: 3,000

MEDIA INFORMATION

Basketball SID: Shaysa LaSalle
 Office Phone: (713) 313-7270
 Home Phone: TBA
 E-Mail Address: TBA

SID Fax: (713) 313-1045

Mailing Address:
 TSU Sports Information
 3100 Cleburne Avenue
 Houston, Texas 77004

Press Row Phone:
 TBA

Basketball Office Phone:
 (713) 313-4372

2002 OPPONENTS

2001-02 RESULTS

11/19	at New Mexico	L	97-51
11/24	at Texas-Pan Am.	L	96-63
11/27	at Lamar	L	87-58
11/30	at Marquette	L	76-40
12/1	Northern Illinois	L	87-65
12/4	Houston	L	82-79
12/8	at Stephen F. Austin	L	76-50
12/15	Southern	W	92-73
12/17	Alcorn State	L	88-83
12/29	at Oklahoma	L	97-55
1/12	at Jackson State	L	66-57
1/14	at Grambling	L	66-55
1/19	Mississippi Valley St.	W	72-69
1/21	Arkansas Pine Bluff	W	74-60
1/26	at Alabama State	W	76-71
1/28	at Alabama A&M	L	73-56
2/2	at Prairie View A&M	L	80-76
2/5	Prairie View A&M	W	93-90
2/9	Jackson State	L	74-71
2/11	Grambling	W	87-68
2/16	at Mississippi Valley St.	L	90-61
2/18	at Arkansas Pine Bluff	W	73-70
2/23	Alabama State	W	64-49
2/25	Alabama A&M	W	100-99
2/28	at Alcorn State	L	93-86
3/2	at Southern	W	72-64
3/5	Mississippi Valley St.	W	68-61
3/8	at Alcorn State	L	87-65

2002-03 SCHEDULE

11/24	at Texas A&M
11/29	Southwest Texas State
12/3	Lamar
12/7	Stephen F. Austin
12/21	at Wisconsin
12/23	at Chicago State
12/27-28	at Texas A&M-Corpus Christi Tourn.
1/4	at Southern
1/6	at Alcorn State
1/11	Prairie View A&M
1/13	Texas Pan American
1/18	Jackson State
1/20	Grambling
1/25	at Arkansas Pine-Bluff
1/27	at Mississippi Valley State
2/1	Alabama A&M
2/8	Prairie View A&M
2/15	at Jackson State
2/17	at Grambling
2/22	Arkansas Pine-Bluff
2/24	Mississippi Valley State
3/1	at Alabama A&M
3/3	at Alabama State
3/6	Acorn State
3/8	Southern
3/11-14	at SWAC Tournament

OHIO

Dec. 23, Kohl Center (17,142), Madison, Wis.



Tim O'Shea
Head Coach



Brandon Hunter
Senior Forward

2002-03 Roster

No.	NAME	Pos.	Ht.	Wt.	Yr.
10	Zach Kiekow	G	6-1	180	So.
11	Marin Bota	C	7-1	210	So.
14	Stephen King	G	6-2	185	Fr.
15	Jaivon Harris	G/F	6-5	195	Jr.
22	Thomas Stephens	G	6-0	170	Sr.
23	Jeffrey Halbert	F	6-5	205	Fr.
24	James Bridgewater	G/F	6-4	200	So.
25	Steve Esterkamp	G/F	6-6	200	Sr.
31	Kevin Shorter	F	6-8	200	So.
32	Sonny Johnson	F	6-5	211	Sr.
34	Brandon Hunter	F	6-7	260	Sr.
44	Andrejs Kregers	F	6-8	225	Fr.
55	Delvar Barrett	F	6-8	270	Jr.

Series and Game Notes

This is the third straight year the two teams will meet, with Wisconsin winning the last two games ... the Badgers lead the overall series 7-2 ... UW's Devin Harris had a career-high 24 points in the win over OU last year.

Series Records

All-time: UW leads 7-2
At Madison: UW leads 4-1
At Athens: UW leads 2-1
At Neutral Site: UW leads 1-0

Coaching Information

Head Coach: Tim O'Shea
Alma Mater: Boston College '84
Record at OU: 17-11 (1 yr.)
Career Record: Same
Assistant Coaches: John Rhodes,
Gray Manchel, Kevin Kuwik

Team Information

2001-02 Overall Record: 17-11
2001-02 Conference Record and Finish:
11-7 (3rd in MAC East)
Postseason: None
Lettermen Returning/Lost: 7/4
Starters Returning/Lost: 3/2

Web Site

www.ohiobobcats.com

GENERAL INFORMATION

Location: Athens, Ohio
Founded: 1804
President: Dr. Robert Glidden
Athletic Director: Thomas Boeh
Enrollment: 26,404
Nickname: Bobcats
Colors: Hunter Green and White
Conference: Mid-American
Facility: The Convo
Capacity: 13,000

MEDIA INFORMATION

Basketball SID: Jim Stephan
Office Phone: (740) 593-1298
Home Phone: (740) 797-2247
E-Mail Address: stephan@ohio.edu

SID Fax: (740) 597-1898
Mailing Address:

Ohio Media Relations
211 Convocation Center
Athens, OH 45701

Press Row Phone:
(740) 593-0516
Basketball Office Phone:
(740) 593-1956



2002 OPPONENTS

2001-02 RESULTS

11/26	at Navy	W	80-74
11/29	Duquesne	W	73-60
12/5	at DePaul	W	77-75
12/8	Wisconsin	L	77-71
12/12	at St. Bonaventure	L	97-85
12/15	Oakland	W	71-70
12/27	vs. Long Island	W	110-57
12/28	vs. Vermont	L	91-79
1/2	at Northern Illinois	W	88-76
1/5	at Akron	W	68-57
1/9	Western Michigan	W	86-68
1/12	at Kent State	L	71-56
1/15	at Buffalo	W	62-61
1/19	Miami (OH)	W	85-61
1/22	at Eastern Michigan	W	80-66
1/26	at Western Michigan	L	95-65
1/30	Akron	L	74-73
2/2	Marshall	W	94-78
2/6	at Bowling Green	L	80-64
2/9	Ball State	W	85-71
2/11	at Miami (OH)	L	79-55
2/13	Central Michigan	W	64-50
2/16	at Marshall	W	71-66
2/20	at North Carolina	W	86-78
2/23	Kent State	L	70-67
2/27	Toledo	L	69-68
3/2	Bowling Green	W	85-78
3/4	vs. Central Michigan	L	65-56

2002-03 SCHEDULE


11/30	at Providence
12/2	at Brown
12/7	at Toledo
12/10	at DePaul
12/13	at Boston University
12/20	Navy
12/23	at Wisconsin
12/31	St. Bonaventure
1/4	vs. Kentucky(at Cincinnati, Ohio)
1/8	Akron
1/11	at Central Michigan
1/15	Northern Illinois
1/18	Miami (OH)
1/21	at Buffalo
1/28	Bowling Green
2/1	at Marshall
2/6	at Ball State
2/8	Buffalo
2/11	at Northern Illinois
2/15	Kent State
2/17	at Akron
2/19	Eastern Michigan
2/22	Western Michigan
2/26	Virginia
3/1	Marshall
3/5	at Miami (OH)
3/8	at Kent State
3/10-15	at MAC Tournament

TEMPLE

Jan. 2, Liacouras Center (10,206), Philadelphia, Pa.



John Chaney
Head Coach



Alex Wesby
Senior Guard

Coaching Information

Head Coach: John Chaney
Alma Mater: Bethune-Cookman, '55
Record at TU: 450-194 (20 yrs.)
Career Record: 675-253 (30 yrs.)
Assistant Coaches: Nate Blackwell,
Dan Leibovitz, Bill Ellerbee

Team Information

2001-02 Overall Record: 19-15
2001-02 Conference Record and Finish:
12-4 (1st in Atlantic 10 East)
Postseason: NIT Semifinals
Lettermen Returning/Lost: 7/4
Starters Returning/Lost: 2/3

2002-03 Roster

No.	NAME	Pos.	Hr.	Wt.	Yr.
1	Greg Jefferson	F	6-5	220	Sr.
3	Brian Polk	G	6-4	210	Jr.
4	Glen Elliot	F	6-9	235	So.
10	Chris Gaither	G	6-1	185	Fr.
15	Hawley Smith	F	6-6	220	So.
21	Nile Murry	G	6-4	205	So.
23	Alex Wesby	F	6-6	190	Sr.
25	Maurice Collins	G	6-5	205	Fr.
32	Antywane Robinson	F	6-8	210	Fr.
33	Nehemiah Ingram	F	6-8	225	So.
34	David Hawkins	G	6-4	215	Jr.
44	Keith Butler	C	7-0	260	Fr.

Series and Game Notes

This will be the eighth consecutive season the two teams have met ... Temple's double-OT win last year broke Wisconsin's three-game series winning streak ... UW has won three of the four games in Philadelphia.

Series Records

All-time: UW leads 5-3
At Madison: Series tied 2-2
At Philadelphia: UW leads 3-1

Web Site

www.owlsports.com

GENERAL INFORMATION

Location: Philadelphia, Pa.
Founded: 1884
President: Dr. David Adamany
Athletic Director: Bill Bradshaw
Enrollment: 30,000
Nickname: Owls
Colors: Cherry and White
Conference: Atlantic 10
Facility: The Liacouras Center
Capacity: 10,206

MEDIA INFORMATION

Basketball SID: Chet Zukowski
Office Phone: (215) 204-6912
Home Phone: (215) 633-0377
E-Mail Address:
chetzukowski@hotmail.com


SID Fax: (215) 204-7499
Mailing Address:
Sports Media Relations
Vivacqua Hall- 4th Floor
1700 N. Broad Street
Philadelphia, PA 19122-0842
Press Row Phone:
(215) 204-7443
Basketball Office Phone:
(559) 278-3015

2001-02 RESULTS

11/8	vs Florida	L	72-64
11/9	vs Maryland	L	82-74
11/29	at Wisconsin	W	72-64
12/1	Penn State	W	75-63
12/3	at Wisconsin	W	70-67
12/5	at Duke	L	82-57
12/8	vs Villanova	L	70-66
12/18	vs Alabama	L	70-67
12/20	Memphis	L	64-54
12/22	DePaul	L	60-58
12/30	Pennsylvania	L	68-62
1/6	at Fordham	W	86-75
1/9	Duquesne	W	85-48
1/12	Rhode Island	W	60-42
1/16	at St. Bonaventure	L	93-74
1/19	at Massachusetts	L	63-53
1/23	Richmond	L	75-68
1/26	at NC State	L	80-61
1/30	Fordham	W	91-74
2/2	Saint Joseph's	W	82-72
2/6	at Rhode Island	W	71-42
2/9	at Geo. Washington	W	80-58
2/13	at La Salle	L	71-67
2/16	Massachusetts	W	64-47
2/20	Xavier	W	67-56
2/23	St. Bonaventure	W	75-71
2/27	at Dayton	W	75-70
3/3	Saint Joseph's	W	87-84
3/7	La Salle	L	72-66
3/13	at Fresno State	W	81-75
3/19	at Louisville	W	65-62
3/22	Villanova	W	63-57
3/26	vs Memphis	L	78-77
3/28	vs Syracuse	W	65-54

2002-03 SCHEDULE

11/24	Rutgers
12/1	at Wake Forest
12/2	at South Carolina
12/4	at Charlotte
12/7	at Pennsylvania
12/11	at Penn State
12/14	at Illinois
12/28	Indiana
12/31	at Villanova
1/2	Wisconsin
1/5	George Washington
1/8	at Duquesne
1/11	at Richmond
1/14	Saint Joseph's
1/18	Fordham
1/22	at Rhode Island
1/25	Dayton
2/1	at St. Bonaventure
2/8	at Massachusetts
2/13	at Saint Joseph's
2/15	North Carolina State
2/19	Rhode Island
2/23	at Fordham
2/26	Massachusetts
3/1	St. Bonaventure
3/6	La Salle
3/8	at Xavier
3/10-15	at Atlantic 10 Tournament




2002 OPPONENTS

CHICAGO STATE

Jan. 4, Kohl Center (17,142), Madison, Wis.



Bo Ellis
Head Coach



Clark Bone
Senior Center

2002-03 Roster

No.	NAME	Pos.	Ht.	Wt.	Yr.
12	Craig Franklin	G	6-2	170	So.
30	Kelvin Smallwood	F	6-6	220	Sr.
50	Clark Bone	C	6-8	245	Sr.
55	Rubeen Perry	F	6-9	220	Jr.
	Nate Carter	F	6-8	220	Fr.
	Tony Hansbro	G	6-3	190	Jr.
	Anthony Mlachnik	G	6-2	165	Fr.
	Steve Turner	G	6-3	185	So.
	Derrick Wimmer	G	6-2	160	Fr.

Web Site

www.csu.edu/athletics

GENERAL INFORMATION

Location: Chicago, Ill.
 Founded: 1867
 President: Dr. Elnora D. Daniel
 Athletic Director: Albert Avant
 Enrollment: 8,400
 Nickname: Cougars
 Colors: Green and White
 Conference: Mid-Continent
 Facility: Jacoby Dickens Center
 Capacity: 2,500

MEDIA INFORMATION

Basketball SID: Mark Johnson
 Office Phone: (773) 995-2217
 Home Phone: (773) 445-4353
 E-Mail Address: m-johnson3@csu.edu

SID Fax: (773) 995-3656

Mailing Address:

CSU Sports Information
 9501 S. King Drive
 Chicago, IL 60628

Press Row Phone:

(773) 995-3641

Basketball Office Phone:

(773) 995-3657

Coaching Information

Head Coach: Bo Ellis

Alma Mater: Marquette, '77

Record at CSU: 20-90 (4 yrs.)

Career Record: same

Assistant Coaches: Kevin Jones,
 John Pigatti, William Bailey

Team Information

2001-02 Overall Record: 2-26

2001-02 Conference Record and Finish:

0-14 (8th in Mid-Continent)

Postseason: None

Lettermen Returning/Lost: 3/7

Starters Returning/Lost: 2/3

Series and Game Notes

This will be the first meeting between Wisconsin and Chicago State ... UW is 3-2 all-time against teams from the Mid-Continent Conference ... CSU head coach Bo Ellis was undefeated against Wisconsin as a player at Marquette.

Series Records

All-time: Never met

At Madison: Never met

At Chicago: Never met

2001-02 RESULTS

11/18	at Marquette	L	102-49
11/21	Buffalo	L	100-92
11/24	at Northwestern	L	80-42
11/27	at UW-Green bay	L	78-62
12/1	Youngstown State	W	81-72
12/4	at UW-Milwaukee	L	84-47
12/13	at Central Florida	L	100-67
12/18	at DePaul	L	79-63
12/20	Lakeland	W	87-58
12/22	at Loyola	L	85-73
12/29	Wichita State	L	78-56
1/3	Oakland	L	88-77
1/5	IUPUI	L	61-54
1/8	at IUPUI-Fort Wayne	L	79-62
1/10	Western Illinois	L	82-77
1/12	at Valparaiso	L	78-66
1/19	at Southern Utah	L	69-49
1/24	at UMKC	L	67-53
1/26	at Oral Roberts	L	91-62
1/31	IUPUI	L	92-59
2/2	Oakland	L	78-73
2/7	at Valparaiso	L	100-63
2/9	at Western Illinois	L	93-69
2/16	Southern Utah	L	57-35
2/19	at IUPUI-Fort Wayne	L	88-86
2/21	Oral Roberts	L	94-64
2/23	UMKC	L	61-48
3/3	vs. Valparaiso	L	81-50


2002-03 SCHEDULE

11/24	at Buffalo
11/27	at Wichita State
12/3	at UW-Green Bay
12/11	at Colorado
12/14	at Denver
12/18	Central Florida
12/21	Northern Iowa
12/23	Texas Southern
12/27-30	Rainbow Classic Tournament
1/4	at Wisconsin
1/9	UMKC
1/11	Oral Roberts
1/14	UW-Milwaukee
1/16	at Western Illinois
1/18	at Valparaiso
1/21	IPWF
1/25	at Southern Utah
1/30	Oakland University
2/1	IUPUI
2/6	at Oral Roberts
2/8	at UMKC
2/13	Valparaiso
2/15	Western Illinois
2/20	at IPWF
2/22	Southern Utah
2/27	at Oakland
3/1	at IUPUI
3/9-11	at Mid-Continent Tournament



MICHIGAN

Jan. 8, Crisler Arena (13,751), Ann Arbor, Mich.
Feb. 26, Kohl Center (17,142), Madison, Wis.



Tommy Amaker
Head Coach



LaVell Blanchard
Senior Wing

Coaching Information

Head Coach: Tommy Amaker

Alma Mater: Duke, '87

Record at Michigan: 11-18 (1 yr.)

Career Record: 79-73 (5 yrs.)

Assistant Coaches: Charles E. Ramsey,
Chuck Swenson, Billy Schmidt

Team Information

2001-02 Overall Record: 11-18

2001-02 Conference Record and Finish:
5-11 (T8th in Big Ten)

Postseason: None

Lettermen Returning/Lost: 8/5

Starters Returning/Lost: 2/3

2002-03 Roster

No.	NAME	Pos.	Ht.	Wt.	Yr.
1	Avery Queen	G	5-7	165	Jr.
2	Lester Abram	W	6-6	190	Fr.
4	Daniel Horton	G	6-3	190	Fr.
5	Colin Dill	F	6-7	220	Jr.
11	Dommanic Ingerson	G	6-4	190	So.
21	Bernard Robinson, Jr.	W	6-6	208	Jr.
22	Sherrod Harrell	G	6-3	190	Fr.
23	Gavin Groninger	G	6-5	205	Sr.
25	Graham Brown	F	6-9	245	Fr.
30	LaVell Blanchard	W	6-7	208	Sr.
31	Chris Hunter	F/C	6-11	210	Fr.
32	Chuck Bailey	F	6-7	220	So.
34	J.C. Mathis	F	6-8	240	Jr.
50	Amadou Ba	C	6-10	250	Fr.
52	Rotolu Adebiji	F	6-5	225	Sr.

Series and Game Notes

The teams split the season series last year with each team winning at home ... the Badgers clinched a share of the Big Ten title with their 74-54 win over Michigan on Feb. 27.

Series Records

All-time: UW trails 53-83

At Madison: UW leads 37-32

At Ann Arbor: UW trails 15-50

At Neutral Site: Series tied 1-1

Web Site

mgoblue.com

GENERAL INFORMATION

Location: Ann Arbor, Mich.

Founded: 1817

President: Mary Sue Coleman

Athletic Director: William C. Martin

Enrollment: 38,248

Nickname: Wolverines

Colors: Maize and Blue

Conference: Big Ten

Facility: Crisler Arena

Capacity: 13,751

MEDIA INFORMATION

Basketball SID: Tom Wywrot

Office Phone: (734) 763-4423

Home Phone: (734) 528-0244

E-Mail Address: twywrot@umich.edu

SID Fax: (734) 647-1188

Mailing Address:

University of Michigan

Athletic Media Relations

1000 South State St.

Ann Arbor, MI 48109-2201

Press Row Phone:

(734) 998-7188

Basketball Office Phone:

(734) 763-5504

2001-02 RESULTS

11/16	at Colorado	W	24-22
11/20	Fairfield	W	88-59
11/23	at Western Michigan	L	79-73
11/28	at Bowling Green	L	65-59
12/1	Boston College	L	83-74
12/4	IPFW	W	91-62
12/8	Duke	L	104-83
12/22	Eastern Michigan	W	88-58
12/29	vs. San Francisco	L	55-47
1/2	at Penn State	W	67-63
1/5	Purdue	W	79-75
1/9	at Minnesota	L	90-82
1/12	at Illinois	L	94-70
1/16	Northwestern	L	58-54
1/19	Minnesota	W	71-69
1/24	at Ohio State	L	69-47
1/26	Vermont	W	75-62
1/30	at Michigan State	L	71-44
2/2	Wisconsin	W	64-53
2/7	Illinois	L	68-60
2/9	Penn State	W	65-58
2/11	at Colorado State	L	70-66(ot)
2/13	at Purdue	L	79-43
2/17	Indiana	L	75-55
2/23	at Iowa	L	76-56
2/27	at Wisconsin	L	74-54
3/2	Ohio State	L	84-75
3/7	vs. Northwestern	W	72-51
3/8	vs. Ohio State	L	75-68

2002-03 SCHEDULE

11/23	vs. St. Bonaventure
11/24	vs. Virginia Tech
11/25	vs. TBA
11/30	Western Michigan
12/3	Central Michigan
12/7	at Duke
12/11	Bowling Green
12/14	Charleston Southern
12/21	Vanderbilt
12/23	Eastern Michigan
12/28	at UCLA
1/2	San Francisco
1/4	IUPUI
1/8	Wisconsin
1/11	Penn State
1/15	at Ohio State
1/18	at Northwestern
1/22	Minnesota
1/26	Michigan State
1/29	at Illinois
2/1	at Minnesota
2/8	Iowa
2/12	at Indiana
2/15	Ohio State
2/19	at Purdue
2/26	at Wisconsin
3/1	Illinois
3/5	at Penn State
3/8	Purdue
3/13-16	at Big Ten Tournament



WISCONSIN VS. MICHIGAN SERIES SCORES

1920 ...Home ...W ...40-13
 1920 ...Away ...L ...20-23
 1921 ...Home ...W ...27-24
 1921 ...Away ...W ...25-17
 1922 ...Home ...W ...18-16+
 1922 ...Away ...L ...17-18
 1923 ...Away ...W ...18-15
 1923 ...Home ...W ...16-11
 1925 ...Away ...L ...12-14
 1925 ...Home ...L ...16-27
 1926 ...Away ...L ...13-22
 1926 ...Home ...L ...23-24+
 1928 ...Home ...W ...26-22
 1928 ...Away ...L ...19-42
 1929 ...Home ...L ...23-31
 1929 ...Away ...L ...22-37
 1931 ...Away ...L ...17-23
 1931 ...Home ...L ...15-26
 1932 ...Home ...L ...18-24
 1932 ...Away ...L ...13-33
 1934 ...Home ...W ...34-23
 1934 ...Away ...W ...32-26
 1935 ...Away ...W ...34-20
 1935 ...Home ...W ...33-19
 1937 ...Away ...L ...31-43
 1937 ...Home ...L ...27-41
 1938 ...Away ...W ...39-30
 1938 ...Away ...L ...29-58
 1939 ...Away ...W ...42-39
 1940 ...Home ...L ...39-44
 1941 ...Away ...W ...40-30
 1942 ...Home ...W ...58-36
 1943 ...Away ...L ...34-38
 1943 ...Away ...W ...55-34
 1944 ...Home ...W ...50-41
 1944 ...Home ...W ...42-31
 1945 ...Away ...W ...55-44
 1945 ...Home ...L ...39-50
 1946 ...Home ...W ...58-57
 1946 ...Away ...L ...56-66
 1947 ...Away ...W ...52-51
 1948 ...Home ...L ...39-43
 1949 ...Away ...L ...38-40
 1950 ...Home ...W ...53-41
 1951 ...Away ...W ...61-52
 1951 ...Home ...L ...50-52

1952 ...Away ...L ...55-56
 1952 ...Home ...W ...69-53
 1953 ...Home ...W ...75-63
 1953 ...Home ...W ...74-52
 1954 ...Home ...W ...77-56
 1955 ...Away ...L ...63-90
 1956 ...Home ...W ...69-58
 1956 ...Away ...L ...68-78
 1957 ...Away ...L ...62-71
 1957 ...Home ...W ...70-65
 1958 ...Away ...L ...49-70
 1958 ...Home ...L ...65-72
 1959 ...Home ...L ...74-84
 1959 ...Away ...L ...63-87
 1960 ...Away ...W ...88-82+
 1961 ...Home ...W ...76-68
 1962 ...Home ...L ...74-81
 1962 ...Away ...L ...65-84
 1963 ...Away ...W ...81-78
 1963 ...Home ...L ...80-82
 1964 ...Home ...L ...59-103
 1965 ...Away ...L ...75-98
 1966 ...Home ...L ...67-69
 1966 ...Away ...L ...102-120
 1967 ...LA ...L ...88-98
 1967 ...Home ...W ...98-90
 1967 ...Detroit ...W ...80-79
 1968 ...Home ...W ...77-75
 1969 ...Away ...L ...79-84
 1970 ...Home ...W ...84-74
 1970 ...Away ...W ...90-86
 1971 ...Home ...L ...89-90
 1971 ...Away ...L ...73-93
 1972 ...Away ...L ...70-93
 1973 ...Home ...W ...94-79
 1974 ...Away ...L ...75-83
 1974 ...Home ...L ...74-78
 1975 ...Away ...L ...73-75+
 1975 ...Home ...W ...70-68
 1976 ...Home ...L ...81-106
 1976 ...Away ...L ...86-107
 1977 ...Away ...L ...63-66
 1977 ...Home ...L ...64-69
 1978 ...Away ...L ...64-83
 1978 ...Home ...L ...66-68
 1979 ...Home ...W ...77-66

1979 ...Away ...W ...66-65
 1980 ...Home ...L ...69-73+
 1980 ...Away ...L ...59-68
 1981 ...Home ...L ...67-74
 1981 ...Away ...L ...64-71
 1982 ...Away ...W ...65-63
 1982 ...Home ...L ...84-91
 1983 ...Away ...L ...57-62
 1983 ...Home ...W ...82-70
 1984 ...Home ...W ...71-64
 1984 ...Away ...L ...75-84
 1985 ...Home ...L ...81-94
 1985 ...Away ...L ...68-88
 1986 ...Away ...L ...64-91
 1986 ...Home ...L ...74-97
 1987 ...Home ...L ...78-84
 1987 ...Away ...L ...64-77
 1988 ...Away ...L ...54-65
 1988 ...Home ...L ...67-80
 1989 ...Home ...W ...71-68
 1989 ...Away ...L ...70-92
 1990 ...Home ...L ...63-77
 1990 ...Away ...L ...64-94
 1991 ...Home ...L ...68-69+

1991 ...Away ...L ...62-65
 1992 ...Away ...L ...83-98
 1992 ...Home ...W ...96-78
 1993 ...Home ...L ...73-98
 1993 ...Away ...L ...66-85
 1994 ...Away ...L ...75-79
 1994 ...Home ...W ...71-58
 1995 ...Away ...L ...58-62
 1995 ...Home ...W ...70-65
 1996 ...Home ...W ...51-46
 1996 ...Away ...L ...51-65
 1997 ...Home ...W ...58-53
 1998 ...Home ...L ...63-76
 1998 ...Away ...L ...70-76
 1999 ...Away ...L ...55-59
 1999 ...Home ...L ...39-51
 2000 ...Home ...W ...75-59
 2001 ...Away ...W ...60-41
 2002 ...Away ...L ...53-64
 2002 ...Home ...W ...74-54

+ - overtime period
 LA - Los Angeles

2002 OPPONENTS

SERIES FACTS

Longest UW Win Streaks

at Madison: 6 (1952-57)
 at Ann Arbor: 2 (1934-35,
 1939-41 & 1943-45)
 Overall: 4 (1934-35, 1943-45
 & 1952-54)

Largest UW Victory Margin

27 (40-13 in 1920)

Most Points, One Team

120 (UM 120, UW 102 in
 1966)

Longest UM Win Streaks

at Ann Arbor: 16 (1983-99)
 at Madison: 4 (1962-66 &
 1985-88)
 Overall: 9 (1984-88)

Largest UM Victory Margin

44 (103-59 in 1964)

Most Points, Both Teams

222 (UM 120, UW 102 in
 1966)

ILLINOIS

Jan. 11, Assembly Hall (16,450), Champaign, Ill.
March 5, Kohl Center (17,142), Madison, Wis.



Bill Self
Head Coach



Brian Cook
Senior Forward

2002-03 Roster

No.	NAME	Pos.	Hr.	Wt.	Yr.
1	Aaron Spears	F/C	6-9	250	Fr.
4	Luther Head	G	6-3	175	So.
5	Deron Williams	G	6-3	210	Fr.
11	Dee Brown	G	6-0	175	Fr.
23	Blandon Ferguson	F	6-3	205	Sr.
24	Sean Harrington	G	6-3	185	Sr.
25	Jerrance Howard	G	6-1	200	Jr.
31	Nick Huge	G	6-4	210	Jr.
32	Kyle Wilson	F	6-8	230	Fr.
34	Brian Cook	F	6-10	240	Sr.
40	James Augustine	F	6-10	220	Fr.
42	Clayton Thomas	F	6-7	240	Sr.
43	Roger Powell	F	6-6	220	So.
45	Nick Smith	C	7-2	240	So.
50	Jack Ingram	F/C	6-10	230	Jr.

Web Site
www.fightingillini.com

2002 OPPONENTS

Coaching Information

Head Coach: Bill Self
 Alma Mater: Oklahoma State, '85
 Record at UI: 53-17 (2 yrs.)
 Career Record: 182-98 (9 yrs.)
 Assistant Coaches: Billy Gillispie,
 Wayne McClain, Norm Roberts

Team Information

2001-02 Overall Record: 26-9
 2001-02 Conference Record and Finish:
 11-5 (T1st in Big Ten)
 Postseason: NCAA Sweet 16
 Lettermen Returning/Lost: 7/6
 Starters Returning/Lost: 2/3

Series and Game Notes

The teams split the season series a year ago ... the home team has won the last six games in the series.

Series Records

All-time: UW trails 65-100
 At Madison: UW leads 48-36
 At Champaign: UW trails 17-63
 At Neutral Site: UW trails 0-1

GENERAL INFORMATION

Location: Urbana-Champaign, Ill.
 Founded: 1867
 President: James J. Stukel
 Athletic Director: Ron Guenther
 Enrollment: 36,000
 Nickname: Fighting Illini
 Colors: Orange and Blue
 Conference: Big Ten
 Facility: Assembly Hall
 Capacity: 16,450

MEDIA INFORMATION

Basketball SID: Kent Brown
 Office Phone: (217) 333-1391
 Home Phone: (217) 469-0230
 E-Mail Address: kwbrown3@uiuc.edu

SID Fax: (217) 333-5540
 Mailing Address:
 UI Sports Information
 1700 S. Fourth Street
 Champaign, IL 61820
 Press Row Phone:
 (217) 333-1227
 Basketball Office Phone:
 (217) 333-3400

2001-02 RESULTS

11/16	Gonzaga	W	76-58
11/19	Eastern Illinois	W	93-53
11/22	vs. Penn	W	78-71
11/23	vs. Georgia Tech	W	105-66
11/24	vs. Southern Illinois	W	75-72
11/27	at Maryland	L	76-63
12/1	Texas A&M	W	80-56
12/4	vs. Arizona	L	82-87
12/8	vs. Arkansas	W	94-91
12/16	Western Illinois	W	98-62
12/18	Illinois State	W	87-73
12/22	vs. Missouri	W	72-61
12/29	Loyola-Chicago	W	87-72
1/2	Minnesota	W	76-53
1/5	at Wisconsin	L	66-72
1/9	at Purdue	L	75-84
1/12	Michigan	W	94-70
1/15	No. Iowa	W	77-66
1/23	Wisconsin	W	80-48
1/26	at Indiana	L	57-88
1/29	at Ohio State	L	67-78
2/3	Michigan State	L	61-67
2/9	Purdue	W	69-67
2/12	at Michigan State	W	63-61
2/16	at Seton Hall	W	75-65
2/20	Penn State	W	83-56
2/23	at Northwestern	W	56-41
2/26	Indiana	W	70-62
3/3	at Minnesota	W	67-66
3/8	vs. Minnesota	W	92-76
3/9	vs. Ohio State	L	88-94
3/15	vs. San Diego	W	93-64
3/17	vs. Creighton	W	72-60
3/22	vs. Kansas	L	69-73

2002-03 SCHEDULE

11/24	Lehigh
11/27	Arkansas-Pine Bluff
12/1	Western Illinois
12/3	North Carolina
12/7	vs. Arkansas
12/10	Eastern Illinois
12/14	Temple
12/21	vs. Missouri
12/28	at Memphis
12/30	Coppin State
1/4	Oakland
1/7	at Minnesota
1/11	Wisconsin
1/15	at Iowa
1/18	at Indiana
1/22	Purdue
1/25	at Penn State
1/29	Michigan
2/2	at Michigan State
2/9	Ohio State
2/15	at Purdue
2/18	Michigan State
2/22	Northwestern
2/25	Indiana
3/1	at Michigan
3/5	at Wisconsin
3/9 or 9	Minnesota
3/13-16	at Big Ten Tournament



WISCONSIN VS. ILLINOIS SERIES SCORES

1906 .. Away .. W ... 36-32
1906 .. Home .. W ... 1-0%
1907 .. Away .. W ... 22-16
1907 .. Home .. W ... 47-13
1908 .. Away .. W ... 28-20
1908 .. Home .. W ... 27-14
1909 .. Away .. L ... 19-28
1909 .. Home .. W ... 20-10
1910 .. Home .. W ... 28-16
1910 .. Away .. L ... 14-34
1911 .. Home .. W ... 20-17
1911 .. Away .. L ... 18-21
1912 .. Home .. W ... 27-10
1912 .. Away .. W ... 23-15
1913 .. Away .. W ... 16-15
1913 .. Home .. W ... 18-13
1914 .. Away .. W ... 26-25
1914 .. Home .. W ... 29-16
1915 .. Away .. L ... 19-39
1915 .. Home .. L ... 17-19
1916 .. Away .. L ... 20-27
1916 .. Home .. W ... 34-14
1917 .. Home .. W ... 25-14
1917 .. Away .. L ... 17-20
1918 .. Away .. W ... 22-21
1918 .. Home .. W ... 23-15
1919 .. Home .. L ... 15-25
1919 .. Away .. L ... 14-16
1920 .. Away .. L ... 20-43
1920 .. Home .. W ... 33-29
1921 .. Home .. W ... 23-18
1921 .. Away .. L ... 9-17
1922 .. Home .. W ... 25-23
1922 .. Away .. L ... 35-37
1924 .. Home .. W ... 13-12
1924 .. Away .. L ... 20-31
1925 .. Away .. L ... 25-35
1925 .. Home .. W ... 24-9
1927 .. Away .. L ... 28-32
1927 .. Home .. W ... 39-13
1928 .. Home .. L ... 33-34
1928 .. Away .. W ... 32-22
1930 .. Home .. W ... 14-9
1930 .. Home .. W ... 23-17
1931 .. Away .. W ... 12-9
1931 .. Home .. W ... 30-20
1933 .. Away .. L ... 25-38
1933 .. Home .. L ... 15-29
1934 .. Away .. L ... 17-20
1934 .. Home .. W ... 28-22
1936 .. Home .. L ... 27-29
1936 .. Away .. L ... 20-36

1937 .. Home .. L ... 28-31
1937 .. Away .. L ... 31-48
1939 .. Home .. L ... 34-37
1940 .. Away .. L ... 35-37
1941 .. Home .. W ... 46-30
1942 .. Home .. L ... 40-55
1942 .. Away .. L ... 43-45
1943 .. Home .. L ... 40-52
1943 .. Away .. L ... 26-50
1944 .. Home .. L ... 43-45+
1944 .. Away .. W ... 43-38
1946 .. Home .. L ... 31-56
1946 .. Away .. L ... 53-72
1947 .. Home .. W ... 53-47
1947 .. Away .. L ... 37-63
1948 .. Home .. W ... 52-47
1948 .. Away .. L ... 36-57
1949 .. Away .. L ... 50-62
1949 .. Home .. L ... 54-61
1950 .. Home .. W ... 59-50
1950 .. Away .. L ... 58-76
1951 .. Home .. L ... 69-71+
1951 .. Away .. L ... 52-63
1952 .. Away .. L ... 49-53
1952 .. Home .. W ... 58-48
1953 .. Away .. L ... 61-71
1953 .. Home .. L ... 61-65
1954 .. Home .. L ... 64-70+
1954 .. Away .. L ... 64-66
1955 .. Away .. W ... 79-64
1955 .. Home .. L ... 71-99
1956 .. Away .. L ... 77-96
1957 .. Home .. L ... 63-79
1958 .. Home .. L ... 59-64
1958 .. Away .. W ... 71-70
1959 .. Home .. L ... 51-77
1959 .. Away .. L ... 54-93
1960 .. Home .. W ... 75-63
1961 .. Away .. L ... 73-77
1962 .. Away .. W ... 85-81
1962 .. Home .. W ... 103-101
1963 .. Home .. W ... 84-77
1963 .. Away .. L ... 77-89
1964 .. Away .. L ... 73-97
1964 .. Home .. L ... 56-70
1966 .. Home .. L ... 70-90
1966 .. Away .. L ... 64-80
1967 .. Away .. L ... 74-87
1967 .. Home .. W ... 102-92
1968 .. Home .. L ... 60-68
1969 .. Away .. L ... 73-86
1970 .. Home .. L ... 69-74

1970 .. Away .. W ... 66-65
1971 .. Away .. L ... 82-84
1971 .. Home .. W ... 88-84
1972 .. Away .. L ... 86-91
1972 .. Home .. W ... 97-84
1973 .. Away .. L ... 74-76
1973 .. Home .. W ... 99-88
1974 .. Home .. W ... 101-75
1975 .. Away .. L ... 56-72
1975 .. Home .. W ... 76-70
1976 .. Away .. L ... 61-71
1976 .. Home .. L ... 59-70
1977 .. Away .. L ... 72-82
1977 .. Home .. W ... 62-50
1978 .. Away .. L ... 71-74
1978 .. Home .. W ... 80-73
1979 .. Home .. L ... 74-81
1979 .. Away .. L ... 64-81
1980 .. Home .. L ... 64-69
1980 .. Away .. L ... 50-67
1981 .. Away .. W ... 54-45
1981 .. Home .. L ... 65-84
1982 .. Away .. L ... 54-88
1982 .. Home .. L ... 60-68
1983 .. Home .. L ... 54-61
1983 .. Away .. L ... 64-71
1984 .. Home .. L ... 62-63+
1984 .. Away .. L ... 57-81
1985 .. Home .. L ... 67-78
1985 .. Away .. L ... 49-68
1986 .. Away .. L ... 54-73
1986 .. Home .. L ... 74-82
1987 .. Home .. L ... 66-68

1987 .. Away .. L ... 74-99
1988 .. Home .. L ... 65-80
1988 .. Away .. L ... 65-85
1989 .. Away .. L ... 80-103
1989 .. Home .. W ... 72-52
1990 .. Away .. L ... 59-73
1990 .. Home .. L ... 63-66
1991 .. Away .. L ... 62-70
1991 .. Home .. W ... 85-77
1992 .. Away .. L ... 67-74
1992 .. Home .. W ... 92-78
1993 .. Away .. L ... 72-80
1993 .. Home .. W ... 74-66
1994 .. Home .. W ... 66-56
1994 .. Away .. L ... 65-76
1995 .. Home .. W ... 73-60
1996 .. Away .. W ... 57-56
1997 .. Away .. W ... 73-56
1997 .. Home .. W ... 62-45
1998 .. Away .. L ... 48-62
1998 .. Home .. L ... 47-53+
1998 .. UC .. L ... 61-66
1999 .. Home .. W ... 75-53
1999 .. Away .. L ... 51-53
2000 .. Home .. W ... 63-59
2001 .. Away .. L ... 67-68
2002 .. Home .. W ... 72-66
2002 .. Away .. L ... 48-80

+ - overtime period
 % - forfeited by UI
 UC - United Center, Chicago

2002 OPPONENTS

SERIES FACTS

Longest UW Win Streaks

at Madison: 9 (1906-14)
 at Champaign: 3 (1906-08 & 1912-14)
 Overall: 6 ('06-08 & '12-14)

Largest UW Victory Margin

34 (47-13 in 1907)

Most Points, One Team

103 (UW 103, UI 101 in 1962 & UI 103, UW 80 in 1989)

Longest UI Win Streaks

at Champaign: 13 (1982-94)
 at Madison: 10 (1979-88)
 Overall: 16 (1981-89)

Largest UI Victory Margin

39 (93-54 in 1959)

Most Points, Both Teams


204 (UW 103, UI 101 in 1962)

MINNESOTA

Jan. 15, Kohl Center (17,142), Madison, Wis.
Mar. 2, Williams Arena (14,625), Minneapolis, Minn.



Dan Monson
Head Coach



Kevin Burleson
Senior Guard

Coaching Information

Head Coach: Dan Monson
 Alma Mater: Idaho, '85
 Record at Minnesota: 48-43 (3 yrs.)
 Career Record: 100-60 (5yrs.)
 Assistant Coaches: Mike Petersen,
 Vic Couch, Bill Walker

Team Information

2001-02 Overall Record: 18-13
 2001-02 Conference Record and Finish:
 9-7 (6th in the Big Ten)
 Postseason: Second round of NIT
 Lettermen Returning/Lost: 8/4
 Starters Returning/Lost: 3/2

2002-03 Roster

No.	NAME	Pos.	Ht.	Wt.	Yr.
1/4	Rick Rickert	F	6-11	216	So.
3	Aaron Robinson	G	5-10	165	So.
5	Wade Hokenson	G	5-9	170	Jr.
11	Maurice Hargrow	G	6-4	187	So.
12	Kevin Burleson	G	6-3	185	Sr.
15	Aliou Kane	C	6-9	243	Fr.
21	Stan Gaines	F	6-7	226	Fr.
22	Ben Johnson	G	6-3	185	Jr.
23	Kris Collins	G	6-2	200	So.
24	Tyree Bolden	F	6-5	186	Jr.
31	Steve Esselink	F	6-6	195	Jr.
34	Brent Lawson	G	6-4	200	So.
35	Randy Chall	F	6-5	215	Jr.
40	Jerry Holman	F/C	6-10	222	Sr.
41	Michael Bauer	F	6-8	216	Jr.
42	Jeff Hagen	C	6-11	265	So.
54	Roy Arie	F	6-9	270	Fr.
55	Matt Smriga	F	6-8	255	So.

Series and Game Notes

Wisconsin has won six of the last seven meetings, including the last seven in Madison ... the UW's longest-running and most-played rivalry.

Series Records

All-time: UW trails 78-96
 At Madison: UW leads 52-32
 At Minneapolis: UW trails 26-64

Web Site

www.gophersports.com

GENERAL INFORMATION

Location: Minneapolis, Minn.
 Founded: 1851
 President: Robert Bruininks (interim)
 Athletic Director: Joel Maturi
 Enrollment: 45,615
 Nickname: Golden Gophers
 Colors: Maroon and Gold
 Conference: Big Ten
 Facility: Williams Arena
 Capacity: 14,625

MEDIA INFORMATION

Basketball SID: Kyle Coughlin
 Office Phone: (612) 625-4090
 Home Phone: (952) 974-9911
 E-Mail Address: cough002@umn.edu

SID Fax: (612) 625-0359

Mailing Address:


244 Bierman Building
 516 15th Ave. SE
 Minneapolis, MN 55455

Press Row Phone:

(612) 626-1308

Basketball Office Phone:

(612) 625-3085



2001-02 RESULTS

11/17	Mercer	W	80-59
11/21	UNC-Ashville	W	92-65
11/24	Eastern Washington	W	86-68
11/27	at Wake Forest	L	79-85
12/1	Texas-Pan American	W	89-72
12/4	UNC-Wilmington	L	50-58
12/7	at Georgia	L	55-77
12/10	Oregon	W	75-72
12/13	Maryland-East Shore	W	95-48
12/22	Nebraska	W	81-72
12/30	at Texas Tech	L	60-80
1/2	at Illinois	L	53-76
1/5	Michigan State	W	70-67
1/9	Michigan	W	90-82
1/12	at Purdue	W	87-71
1/16	at Wisconsin	L	64-73
1/19	at Michigan	L	69-71
1/26	Ohio State	W	89-71
1/30	Penn State	W	94-70
2/2	Indiana	W	88-74
2/9	at Iowa	W	86-78
2/13	at Northwestern	L	56-58
2/16	Wisconsin	L	62-67
2/21	at Michigan State	L	55-74
2/23	at Penn State	W	68-64
2/27	Northwestern	W	69-51
3/3	Illinois	L	66-67
3/7	vs. Penn State	W	84-60
3/8	vs. Illinois	L	76-92
3/13	vs. New Mexico	W	96-62
3/18	vs. Richmond	L	66-67

2002-03 SCHEDULE

11/24	UNC-Asheville
11/30	Georgia
12/4	Georgia Tech
12/6	Bethune Cookman
12/8	at Nebraska
12/10	Arkansas-Little Rock
12/13	Fairleigh Dickinson
12/22	at Oregon
12/28	Texas Tech
1/1	Oral Roberts
1/4	Sacred Heart
1/7	Illinois
1/15	at Wisconsin
1/18	Michigan State
1/22	at Michigan
1/25	Northwestern
1/29	at Penn State
2/1	Michigan
2/5	at Ohio State
2/8	Purdue
2/12	Iowa
2/19	at Northwestern
2/22	Penn State
2/26	at Michigan State
3/2	Wisconsin
3/4	at Indiana
3/8 or 9	at Illinois
3/13-16	at Big Ten Tournament

2002 OPPONENTS

WISCONSIN VS. MINNESOTA SERIES SCORES

1900 ... Away ... L ... 15-17
 1901 ... Away ... L ... 15-42
 1902 ... Away ... L ... 10-30
 1903 ... Away ... L ... 11-33
 1906 ... Home ... W ... 31-24
 1906 ... Away ... L ... 10-16
 1907 ... Away ... L ... 11-18
 1907 ... Home ... W ... 31-20
 1908 ... Home ... W ... 37-16
 1908 ... Away ... W ... 34-14
 1909 ... Away ... W ... 14-13
 1909 ... Home ... W ... 37-14
 1910 ... Home ... W ... 24-14
 1910 ... Away ... L ... 9-16
 1911 ... Away ... L ... 16-17
 1911 ... Home ... L ... 13-21
 1912 ... Home ... W ... 22-12
 1912 ... Away ... W ... 29-26+
 1913 ... Away ... W ... 19-11
 1913 ... Home ... W ... 29-11
 1914 ... Home ... W ... 28-7
 1914 ... Away ... W ... 27-9
 1915 ... Away ... W ... 23-20
 1915 ... Home ... W ... 31-7
 1916 ... Home ... W ... 31-11
 1916 ... Away ... L ... 32-14
 1917 ... Away ... L ... 25-33
 1917 ... Home ... W ... 16-13
 1918 ... Away ... W ... 18-17
 1918 ... Home ... L ... 11-19
 1919 ... Away ... L ... 11-38
 1919 ... Home ... L ... 12-23
 1920 ... Home ... W ... 28-12
 1920 ... Away ... L ... 26-32
 1921 ... Away ... L ... 21-22
 1921 ... Home ... W ... 18-12
 1922 ... Home ... L ... 15-17
 1922 ... Away ... W ... 34-20
 1923 ... Away ... W ... 24-12
 1923 ... Home ... W ... 36-10
 1925 ... Away ... L ... 14-16
 1925 ... Home ... L ... 14-25
 1926 ... Home ... W ... 36-24
 1926 ... Away ... L ... 19-31
 1928 ... Away ... W ... 35-26
 1928 ... Home ... W ... 38-18
 1929 ... Away ... W ... 29-21
 1929 ... Home ... W ... 39-17
 1931 ... Away ... L ... 26-28
 1931 ... Home ... L ... 15-42
 1932 ... Away ... L ... 17-43
 1932 ... Home ... L ... 21-23
 1934 ... Away ... W ... 31-30
 1934 ... Home ... W ... 34-23
 1935 ... Home ... W ... 38-31

1935 ... Away ... W ... 28-27
 1937 ... Home ... L ... 32-37
 1937 ... Away ... L ... 17-30
 1938 ... Home ... W ... 35-28
 1938 ... Away ... L ... 28-35
 1939 ... Away ... L ... 32-34
 1939 ... Home ... W ... 35-25
 1940 ... Home ... W ... 36-34
 1940 ... Away ... L ... 39-44
 1941 ... Away ... L ... 27-44
 1941 ... Home ... W ... 42-32
 1942 ... Away ... W ... 49-47
 1943 ... Home ... W ... 54-33
 1943 ... Away ... L ... 34-48
 1944 ... Away ... L ... 49-30
 1944 ... Home ... W ... 50-33
 1945 ... Home ... W ... 46-37
 1945 ... Away ... L ... 50-54
 1946 ... Home ... L ... 45-46
 1946 ... Away ... L ... 57-58
 1947 ... Home ... W ... 60-51
 1947 ... Away ... L ... 55-58
 1948 ... Home ... W ... 59-50
 1948 ... Away ... L ... 41-46
 1949 ... Away ... L ... 33-47
 1949 ... Away ... W ... 45-43
 1950 ... Home ... W ... 57-54
 1950 ... Away ... W ... 60-54
 1951 ... Away ... W ... 47-44
 1952 ... Home ... L ... 47-54
 1953 ... Away ... L ... 53-64
 1953 ... Home ... W ... 76-74
 1954 ... Home ... L ... 68-78
 1954 ... Away ... L ... 73-78
 1955 ... Home ... L ... 69-71
 1955 ... Away ... W ... 78-72
 1956 ... Home ... L ... 71-77
 1957 ... Away ... L ... 53-85
 1958 ... Home ... L ... 66-71
 1958 ... Away ... L ... 63-71
 1959 ... Away ... L ... 66-79
 1959 ... Home ... L ... 50-69
 1960 ... Away ... L ... 72-86
 1961 ... Home ... W ... 83-75
 1962 ... Away ... W ... 94-88
 1962 ... Home ... L ... 90-92
 1963 ... Home ... L ... 68-69
 1963 ... Away ... L ... 48-72
 1964 ... Away ... L ... 92-111
 1964 ... Home ... L ... 96-105
 1965 ... Away ... L ... 57-81
 1965 ... Home ... L ... 91-101
 1966 ... Away ... W ... 87-74
 1967 ... Home ... W ... 85-75
 1968 ... Away ... W ... 72-62

1968 ... Home ... W ... 94-82
 1969 ... Home ... W ... 68-61
 1969 ... Away ... W ... 69-63
 1970 ... Home ... W ... 90-84
 1971 ... Away ... L ... 98-104
 1972 ... Home ... L ... 59-65
 1972 ... Away ... L ... 73-76
 1973 ... Away ... L ... 54-78
 1973 ... Home ... L ... 64-81
 1974 ... Away ... L ... 63-64+
 1975 ... Home ... L ... 46-61
 1975 ... Away ... L ... 58-65
 1976 ... Home ... L ... 84-96
 1976 ... Away ... L ... 74-98
 1977 ... Away ... L ... 64-82%
 1977 ... Home ... L ... 61-64%
 1978 ... Away ... L ... 51-61
 1978 ... Home ... L ... 55-64
 1979 ... Away ... L ... 72-82
 1979 ... Home ... L ... 72-74
 1980 ... Away ... L ... 76-82+
 1980 ... Home ... W ... 70-55
 1981 ... Away ... L ... 60-76
 1981 ... Home ... W ... 60-58+
 1982 ... Home ... L ... 57-78
 1982 ... Away ... L ... 60-71
 1983 ... Home ... L ... 58-65
 1983 ... Away ... L ... 71-78
 1984 ... Away ... L ... 62-75
 1984 ... Home ... L ... 67-68
 1985 ... Away ... L ... 62-72
 1985 ... Home ... W ... 65-61
 1986 ... Home ... L ... 65-67
 1986 ... Away ... W ... 70-64

1987 ... Away ... L ... 67-69
 1987 ... Home ... W ... 69-52
 1988 ... Away ... L ... 62-71
 1988 ... Home ... W ... 81-70
 1989 ... Home ... W ... 75-67
 1989 ... Away ... L ... 58-59
 1990 ... Home ... W ... 77-75
 1990 ... Away ... L ... 67-68
 1991 ... Home ... W ... 72-62
 1991 ... Away ... L ... 70-80
 1992 ... Home ... L ... 48-49
 1992 ... Away ... L ... 57-76
 1993 ... Home ... W ... 79-70
 1993 ... Away ... L ... 71-85
 1994 ... Away ... L ... 53-90
 1994 ... Home ... L ... 78-109
 1995 ... Home ... W ... 74-67
 1995 ... Away ... L ... 70-78
 1996 ... Home ... W ... 73-65+
 1996 ... Away ... L ... 66-70
 1997 ... Away ... L ... 48-65
 1997 ... Home ... W ... 66-65
 1998 ... Away ... L ... 48-58
 1999 ... Home ... W ... 61-50
 2000 ... Home ... W ... 85-53
 2000 ... Away ... W ... 66-64
 2001 ... Away ... L ... 49-54
 2001 ... Home ... W ... 64-54
 2002 ... Home ... W ... 73-64
 2002 ... Away ... W ... 67-62

+ - overtime period
 % - forfeited by UM

2002 OPPONENTS

SERIES FACTS

Longest UW Win Streaks
 at Madison: 7 (1938-45 and 1995-present)
 at Minneapolis: 5 (1912-16)
 Overall: 10 (1912-16)

Longest UM Win Streaks
 at Minneapolis: 15 (1971-85)
 at Madison: 7 (1972-79)
 Overall: 17 (1971-80)

Largest UW Victory Margin
 32 (85-53 in 2000)

Largest UM Victory Margin
 37 (90-53 in 1994)

Most Points, One Team
 111 (UM 111, UW 92 in 1964)


Most Points, Both Teams
 203 (UM 111, UW 92 in 1964)

OHIO STATE

Jan. 18, Value City Arena (19,200), Columbus, Ohio



Jim O'Brien
Head Coach



Brent Darby
Senior Guard

2002-03 Roster

No.	NAME	Pos.	Hr.	Wt.	Yr.
1	Charles Bass	C/F	6-9	190	Fr.
2	Brandon Fuss-Cheatham	G	6-1	190	So.
3	Sean Connolly	G	6-5	210	Sr.
4	Brent Darby	G	6-1	195	Sr.
14	Velimir Radinovic	C	7-0	230	Jr.
20	Emonte Jernigan	G	6-3	200	Jr.
24	Shaun Smith	G	5-10	170	Sr.
33	Zach Williams	F	6-7	230	Jr.
34	Terence Dials	F/C	6-9	240	So.
40	Matt Sylvester	F	6-7	200	Fr.
50	Shun Jenkins	F	6-6	235	Jr.
54	Matt Marinchick	C	6-10	240	So.

Web Site

www.ohiostatebuckeyes.com

GENERAL INFORMATION

Location: Columbus, Ohio
 Founded: 1870
 President: Dr. Karen A. Holbrook
 Athletic Director: Andy Geiger
 Enrollment: 55,043
 Nickname: Buckeyes
 Colors: Scarlet and Gray
 Conference: Big Ten
 Facility: Value City Arena
 Capacity: 19,200

MEDIA INFORMATION

Basketball SID: Dan Wallenberg
 Office Phone: (614) 292-4095
 Home Phone: (614) 276-4792
 E-Mail Address: wallerberg.1@osu.edu

SID Fax: (614) 292-8547

Mailing Address:
 Room 124
 St. John Arena
 410 Woody Hayes Drive
 Columbus, OH 43210-1166

Press Row Phone:
 (614) 688-5330

Basketball Office Phone:
 (614) 292-0505



Coaching Information

Head Coach: Jim O'Brien
 Alma Mater: Boston College, '71
 Record at Ohio State: 102-57 (5 yrs.)
 Career Record: 337-274 (20 yrs.)
 Assistant Coaches: Paul Biancardi,
 LaMonta Stone, Monte Mathis

Team Information

2001-02 Overall Record: 24-8
 2001-02 Conference Record and Finish:
 11-5 (T1st in Big Ten)
 Postseason: NCAA Second Round
 Lettermen Returning/Lost: 8/5
 Starters Returning/Lost: 3/2

Series and Game Notes

Wisconsin won the only meeting between the teams last season 94-92 in overtime at the Kohl Center ... the teams meet just once again this season ... four of the last five games have been decided by five points or less.

Series Records

All-time: UW trails 55-79
 At Madison: UW leads 38-30
 At Columbus: UW trails 17-49

2001-02 RESULTS

11/18	Winthrop	W	78-54
11/20	Albany	W	87-62
11/27	N.C. State	W	64-50
12/2	UNC-Wilmington	W	80-54
12/9	IUPUI	W	83-70
12/12	Santa Clara	W	88-41
12/15	at Louisville	L	61-66
12/19	Pittsburgh	L	55-62
12/22	Eastern Illinois	W	72-59
12/29	UNC-Greensboro	W	85-54
1/2	at Purdue	W	79-71
1/5	Iowa	W	72-62
1/9	at Massachusetts	W	70-62
1/12	at Northwestern	W	55-48
1/16	Penn State	W	76-57
1/19	Indiana	W	73-67
1/24	Michigan	W	69-47
1/26	at Minnesota	L	71-89
1/29	Illinois	W	78-67
2/2	Northwestern	W	58-57
2/6	at Wisconsin	L	92-94
2/10	at Michigan State	L	64-67
2/16	at Iowa	W	72-66
2/20	at Indiana	L	57-63
2/23	Purdue	W	77-66
2/26	Michigan State	L	76-81
3/2	at Michigan	W	84-75
3/8	vs. Michigan	W	75-68
3/9	vs. Illinois	W	94-88
3/10	vs. Iowa	W	81-64
3/14	vs. Davidson	W	69-64
3/16	vs. Missouri	L	67-83

2002-03 SCHEDULE

11/25	Coppin State
11/29	vs. Alabama
12/3	vs. Duke
12/7	Tennessee Tech
12/14	Morehead State
12/18	at Pittsburgh
12/21	Seton Hall
12/23	Radford
12/28	Tennessee State
12/30	Hampton
1/4	Louisville
1/9	at Michigan State
1/11	Indiana
1/15	Michigan
1/18	Wisconsin
1/21	at Indiana
1/25	at Iowa
1/29	at Purdue
2/1	Northwestern
2/5	Minnesota
2/9	at Illinois
2/12	at Penn State
2/15	at Michigan
2/22	Purdue
2/25	Iowa
3/5	at Northwestern
3/8 or 9	Michigan State
3/13-16	at Big Ten Tournament

WISCONSIN VS. OHIO STATE SERIES SCORES

1905 .. Away L 22-25	1952 .. Away L 56-69	1980 .. Away W 72-71	1992 .. Away L 72-86
1913 .. Home W 22-11	1953 .. Home W 64-51	1980 .. Home W 70-67	1992 .. Home L 63-67
1913 .. Away W 27-22	1953 .. Away W 69-63	1981 .. Away L 67-71	1993 .. Home W 76-67
1915 .. Away W 26-17	1954 .. Away W 79-73	1981 .. Home W 77-63	1993 .. Away L 70-80
1915 .. Home W 23-12	1955 .. Home W 86-63	1982 .. Away L 59-67	1994 .. Home W 69-55
1917 .. Away W 30-22	1956 .. Away L 98-100++	1982 .. Home L 75-77	1994 .. Away L 57-73
1917 .. Home W 40-15	1956 .. Home L 71-79	1983 .. Away L 69-82	1995 .. Away W 81-59
1920 .. Home W 31-27	1957 .. Home L 64-67	1983 .. Home L 65-68	1995 .. Home W 80-69
1920 .. Away W 34-22	1957 .. Away L 50-63	1984 .. Home L 74-85	1996 .. Away L 55-63
1921 .. Away W 40-21	1958 .. Home W 67-64	1984 .. Away L 65-71	1996 .. Home W 62-56
1921 .. Home W 34-24	1959 .. Away L 72-78	1985 .. Away L 88-99	1997 .. Away L 42-60
1924 .. Away L 13-27	1960 .. Home L 69-106	1985 .. Home W 92-78	1998 .. Away W 64-59
1924 .. Home W 30-20	1960 .. Away L 68-93	1986 .. Home L 61-78	1998 .. Home L 56-61
1925 .. Home L 20-27	1961 .. Home L 68-100	1986 .. Away L 71-73	1999 .. Home L 74-78+
1925 .. Away L 23-37	1961 .. Away L 74-97	1987 .. Away L 66-81	1999 .. Away L 54-63
1927 .. Home W 25-16	1962 .. Home W 86-67	1987 .. Home L 69-83	2000 .. Home L 51-53
1927 .. Away L 16-20	1963 .. Away L 70-94	1988 .. Home W 64-63	2000 .. Away L 48-51
1928 .. Away W 30-13	1964 .. Home L 85-101	1988 .. Away L 53-78	2001 .. Home W 57-42
1928 .. Home W 21-18	1964 .. Away L 74-92	1989 .. Away L 70-73	2001 .. Away L 58-63
1930 .. Away W 32-25	1965 .. Away L 86-98	1989 .. Home W 77-65	2002 .. Home W 94-92+
1930 .. Home W 32-23	1965 .. Home L 71-73	1990 .. Away L 53-68	
1931 .. Away L 19-29	1966 .. Away L 81-87+	1990 .. Home L 58-68	
1931 .. Home W 28-24	1967 .. Home L 84-90+	1991 .. Away L 60-92	
1933 .. Home L 30-31	1968 .. Away L 64-86	1991 .. Home L 71-73	
1933 .. Away L 20-37	1968 .. Home W 86-78		
1934 .. Home W 42-23	1969 .. Away L 69-84		
1934 .. Away W 44-38	1969 .. Home W 77-73		
1936 .. Away L 23-44	1970 .. Home L 86-98		
1936 .. Home W 34-25	1970 .. Away L 87-96		
1937 .. Home L 22-28	1971 .. Away L 69-83		
1937 .. Home W 35-33+	1971 .. Home L 71-79		
1939 .. Home L 38-46	1972 .. Away L 69-79		
1940 .. Away L 35-41	1973 .. Home W 84-76		
1941 .. Home W 46-31	1974 .. Home W 69-64		
1942 .. Home W 49-39	1974 .. Away W 68-56		
1942 .. Away W 44-39	1975 .. Home L 67-69		
1945 .. Away L 36-40	1975 .. Away L 70-76		
1945 .. Home L 34-63	1976 .. Home W 82-81+		
1947 .. Home L 56-57	1976 .. Away W 91-79		
1948 .. Away L 47-53	1977 .. Home L 58-60		
1949 .. Home L 54-57	1977 .. Away L 80-82+		
1950 .. Away L 47-61	1978 .. Away L 61-77		
1951 .. Away W 74-67	1978 .. Home L 78-83		
1951 .. Home W 56-51	1979 .. Away L 71-82		
1952 .. Home W 58-51	1979 .. Home W 76-73		

+ - overtime period

SERIES FACTS

Longest UW Win Streaks

at Madison: 6 (1913-24)
at Columbus: 5 (1913-21)
Overall: 10 (1913-21)

Largest UW Victory Margin

25 (40-15 in 1917)

Most Points, One Team

106 (OSU 106, UW 69 in 1960)

Longest OSU Win Streaks

at Columbus: 14 (1956-72 & 1981-94)
at Madison: 3 (1945-49, 1964-67, 1982-84, 1990-92 & 1998-2000)
Overall: 8 (1963-68)

Largest OSU Victory Margin

37 (106-69 in 1960)

Most Points, Both Teams

198 (OSU 100, UW 98 in 1956)


IOWA

Jan. 22, Kohl Center (17,142), Madison, Wis.

Feb. 22, Carver-Hawkeye Arena (15,500), Iowa City, Iowa



Steve Alford
Head Coach



Glen Worley
Senior Forward

Coaching Information

Head Coach: Steve Alford

Alma Mater: Indiana, '87

Record at Iowa: 56-44 (3 yrs.)

Career Record: 212-121 (11 yrs.)

Assistant Coaches: Rich Walker,

Greg Lansing, Brian Jones

Team Information

2001-02 Overall Record: 19-16

2001-02 Conference Record and Finish:

5-11 (T8th in Big Ten)

Postseason: NIT First Round

Lettermen Returning/Lost: 6/5

Starters Returning/Lost: 3/2

2002-03 Roster

No.	NAME	Pos.	Hr.	Wt.	Yr.
00	Josh Kimm	G	6-1	188	Sr.
1	Chauncey Leslie	G	6-0	165	Sr.
2	Jeff Horner	G	6-3	185	Fr.
3	Pierre Pierce	G	6-4	195	So.
4	Glen Worley	F	6-7	218	Jr.
5	Jared Reiner	C	6-11	255	Jr.
11	Brody Boyd	G	5-11	165	Jr.
15	Jack Brownlee	G	6-0	155	Jr.
30	Kurt Spurgeon	F	6-5	195	Jr.
44	Greg Brunner	F	6-7	240	Fr.
53	Sean Sonderleiter	C	6-9	235	Jr.

Series and Game Notes

The teams played three times last year with each team winning on its home court and Iowa winning in the first round of the Big Ten Tournament ... Wisconsin has won six of the last nine meetings.

Series Records

All-time: UW trails 64-74

At Madison: UW leads 42-29

At Iowa City: UW trails 21-44

At Neutral Site: Series tied 1-1

Web Site

www.hawkeyesports.com

GENERAL INFORMATION

Location: Iowa City, Iowa

Founded: 1847

President: Willard L. Boyd (Interim)

Athletic Director: Bob Bowsby

Enrollment: 29,697

Nickname: Hawkeyes

Colors: Gold and Black

Conference: Big Ten

Facility: Carver-Hawkeye Arena

Capacity: 15,500

MEDIA INFORMATION

Basketball SID: Steve Roe

Office Phone: (319) 335-9411

Home Phone: (319) 339-0980

E-Mail Address: steven-roe@uiowa.edu

SID Fax: (319) 335-9417

Mailing Address:

157 Carver-Hawkeye Arena

One Elliott Drive

Iowa City, Iowa 52242

Press Row Phone:

(319) 335-7284

Basketball Office Phone:

(319) 335-9444

2001-02 RESULTS

11/13	Md.-Eastern Shore	W	89-59
11/14	Boston	W	90-61
11/17	Louisiana Tech	W	75-67
11/20	vs. Memphis	W	75-71
11/21	vs. Missouri	L	77-78
11/27	vs. Duke	L	62-80
11/30	Alabama State	W	73-62
12/1	SMU	W	86-69
12/4	at Northern Iowa	L	76-78
12/8	at Iowa State	W	78-53
12/12	Drake	W	101-59
12/15	at Missouri	W	83-65
12/22	Kansas State	W	89-70
12/28	Mercer	W	77-43
1/2	Wisconsin	W	69-57
1/5	at Ohio State	L	62-72
1/9	Northwestern	W	70-60
1/13	Indiana	L	66-77
1/15	at Illinois	L	66-77
1/19	at Northwestern	L	50-63
1/22	Michigan State	W	75-71
1/26	at Purdue	L	68-72
2/2	Penn State	W	81-64
2/5	at Indiana	L	51-79
2/9	Minnesota	L	78-86
2/13	at Penn State	L	65-71
2/16	Ohio State	L	66-72
2/19	at Wisconsin	L	56-64
2/23	Michigan	W	76-56
3/2	at Michigan State	L	79-93
3/7	vs. Purdue	W	87-72
3/8	vs. Wisconsin	W	58-56
3/9	vs. Indiana	W	62-60
3/10	vs. Ohio State	L	64-81
3/13	vs. LSU	L	61-63

2002-03 SCHEDULE

11/24	Florida Atlantic
11/26	at Drake
11/30	Tennessee State
12/2	at Florida State
12/6	Montana State
12/7	vs. Southern Miss./Jacksonville
12/10	Northern Iowa
12/13	Iowa State
12/22	Liberty
12/28	at Tulsa
1/4	Missouri
1/8	at Northwestern
1/11	Michigan State
1/15	Illinois
1/22	at Wisconsin
1/25	Ohio State
2/1	Purdue
2/5	at Penn State
2/8	at Michigan
2/12	at Minnesota
2/15	Penn State
2/19	Indiana
2/22	Wisconsin
2/25	at Ohio State
3/1	at Indiana
3/5	Michigan State
3/8	at Northwestern
3/13-16	at Big Ten Tournament

IOWA

BASKETBALL

WISCONSIN VS. IOWA SERIES SCORES

1909 ..Home ...W ...30-9	1949 ..Home ...W ...70-47	1978 ..AwayL ...73-88	1991 ..Home ...W ...91-79
1912 ..AwayW ...38-12	1950 ..AwayW ...66-62+	1978 ..Home ...W ...82-72	1991 ..AwayW ...56-55
1912 ..Home ...W ...30-5	1950 ..Home ...W ...53-44	1979 ..Home ...L ...64-70	1992 ..AwayL ...66-73
1916 ..AwayW ...36-31+	1951 ..Home ...L ...60-73	1979 ..AwayL ...65-79	1992 ..Home ...L ...65-70
1916 ..Home ...W ...38-19	1952 ..AwayW ...78-75	1980 ..AwayL ...65-66	1993 ..AwayL ...65-91
1918 ..AwayW ...36-22	1953 ..Home ...W ...75-70	1980 ..Home ...W ...62-58	1994 ..Home ...W ...95-71
1918 ..AwayW ...34-19	1953 ..AwayL ...66-83	1981 ..Home ...L ...66-76	1995 ..AwayL ...84-96
1919 ..Home ...W ...29-18	1954 ..AwayL ...54-71	1981 ..AwayL ...75-96	1995 ..Home ...L ...77-84
1919 ..AwayL ...27-29	1955 ..Home ...L ...69-86	1982 ..Home ...L ...62-78	1996 ..Home ...W ...80-71
1920 ..AwayW ...35-18	1956 ..Home ...L ...74-78	1982 ..AwayL ...55-79	1996 ..AwayL ...54-69
1920 ..Home ...L ...20-21	1956 ..AwayL ...66-80	1983 ..Home ...W ...65-62	1997 ..AwayL ...53-78
1922 ..AwayW ...18-15	1957 ..Home ...L ...47-70	1983 ..AwayL ...63-93	1997 ..Home ...W ...49-48
1922 ..Home ...L ...18-24	1957 ..AwayW ...60-59	1984 ..AwayL ...62-75	1998 ..Home ...L ...76-79
1924 ..AwayL ...19-22	1958 ..AwayL ...61-74	1984 ..Home ...L ...55-63	1999 ..AwayW ...72-52
1924 ..Home ...W ...36-26	1959 ..Home ...L ...84-94	1985 ..AwayL ...65-105	1999 ..UCW ...74-60
1925 ..Home ...W ...16-15	1960 ..Home ...L ...64-71	1985 ..Home ...W ...54-53	2000 ..Home ...L ...55-61
1925 ..AwayW ...25-23	1960 ..AwayW ...63-58	1986 ..Home ...W ...69-63	2000 ..AwayW ...54-45
1927 ..Home ...W ...24-21	1961 ..Home ...L ...68-76	1986 ..AwayL ...48-101	2001 ..Home ...W ...67-54
1927 ..AwayL ...17-26	1961 ..AwayL ...61-63	1987 ..AwayL ...63-78	2001 ..AwayW ...59-57
1928 ..Home ...W ...31-21	1962 ..Home ...W ...91-79	1987 ..Home ...L ...71-81	2002 ..AwayL ...57-69
1928 ..Home ...W ...20-17	1962 ..AwayL ...64-81	1988 ..Home ...L ...89-104	2002 ..Home ...W ...64-56
1931 ..Home ...W ...24-13	1963 ..AwayL ...56-65	1988 ..AwayL ...70-103	2002 ..CFL ...56-58
1931 ..Home ...L ...17-19	1963 ..Home ...W ...75-69	1989 ..AwayL ...70-78	
1933 ..Home ...W ...21-19	1964 ..Home ...W ...79-61	1989 ..Home ...W ...65-54	
1933 ..AwayL ...25-31	1965 ..AwayL ...62-92	1990 ..Home ...W ...73-69+	
1934 ..AwayL ...26-32	1966 ..Home ...W ...69-68	1990 ..AwayW ...80-71	
1934 ..Home ...W ...35-32	1966 ..AwayL ...70-80		
1936 ..Home ...W ...27-21	1967 ..AwayW ...96-95+++		
1936 ..AwayL ...25-32	1967 ..Home ...L ...87-90+		
1937 ..Home ...W ...29-23	1968 ..AwayL ...61-69		
1937 ..AwayL ...35-43	1969 ..Home ...W ...84-74		
1939 ..Home ...W ...28-24	1970 ..Home ...L ...74-92		
1940 ..AwayL ...35-37	1970 ..AwayL ...100-119		
1941 ..Home ...W ...49-35	1971 ..Home ...L ...91-93		
1942 ..AwayL ...45-49	1971 ..AwayW ...89-83		
1942 ..Home ...W ...62-45	1972 ..Home ...W ...81-80		
1945 ..AwayL ...53-54	1973 ..AwayL ...76-100		
1945 ..Home ...L ...38-68	1974 ..Home ...W ...113-87		
1946 ..AwayL ...50-57	1974 ..AwayW ...74-58		
1946 ..Home ...L ...39-44	1975 ..Home ...W ...86-85+		
1947 ..AwayW ...63-62	1975 ..AwayL ...68-75		
1947 ..Home ...W ...60-53	1976 ..Home ...L ...71-81		
1948 ..Home ...W ...60-51	1976 ..AwayL ...82-96		
1948 ..AwayL ...40-62	1977 ..AwayL ...73-90		
1949 ..AwayL ...60-61	1977 ..Home ...L ...93-94++		

+ - overtime period
UC - United Center
CF - Consecro Fieldhouse

SERIES FACTS

Longest UW Win Streaks

at Madison: 7 (1933-42)
at Iowa City: 4 (1912-18)
Overall: 8 (1909-19)

Largest UW Victory Margin

26 (38-12 in 1912 & 113-87 in 1974)

Most Points, One Team

119 (UI 119, UW 100 in 1970)

Longest UI Win Streaks

at Iowa City: 15 (1975-89)
at Madison: 6 (1955-61)
Overall: 6 ('53-57, '75-78, '86-89)

Largest UI Victory Margin

53 (101-48 in 1986)

Most Points, Both Teams

219 (UI 119, UW 100 in 1970)

NORTHWESTERN

Jan. 29, Kohl Center (17,142), Madison, Wis.
Feb. 8, Welsh-Ryan Arena (8,117), Evanston, Ill.



Bill Carmody
Head Coach



Winston Blake
Senior Forward

2002-03 Roster

No.	NAME	Pos.	Ht.	Wt.	Yr.
3	Winston Blake	F	6-5	197	Sr.
4	Thomas Softau	F/C	6-10	220	So.
11	Vedran Vukusic	F	6-8	220	So.
25	Jitim Young	G	6-2	192	So.
30	Jason Burke	G	6-6	207	Sr.
31	Davor Duvancic	F	6-6	210	So.
43	Patrick Towne	F	6-6	210	Jr.
55	Aaron Jennings	C	6-11	226	Sr.

Web Site

www.nusports.com

GENERAL INFORMATION

Location: Evanston, Ill.
 Founded: 1851
 President: Henry S. Bienen
 Athletic Director: Rick Taylor
 Enrollment: 7,700
 Nickname: Wildcats
 Colors: Purple and White
 Conference: Big Ten
 Facility: Welsh-Ryan Arena
 Capacity: 8,117

MEDIA INFORMATION

Basketball SID: Mike Mahoney
 Office Phone: (847) 491-7503
 Home Phone: (847) 491-9369
 E-Mail Address:
 m-mahoney2@northwestern.edu

SID Fax: (847) 491-8818
 Mailing Address:
 NU Sports Information
 1501 Central Street
 Evanston, IL 60208
 Press Row Phone:
 (847) 491-8852
 Basketball Office Phone:
 (847) 491-7906



Coaching Information

Head Coach: Bill Carmody
 Alma Mater: Union, '75
 Record at NU: 27-32 (2 yrs.)
 Career Record: 119-57 (6 yrs.)
 Assistant Coaches: Paul Lee,
 Craig Robinson, Mitch Henderson

Team Information

2001-02 Overall Record: 16-13
 2001-02 Conference Record and Finish:
 7-9 (7th in Big Ten)
 Postseason: None
 Lettermen Returning/Lost: 8/4
 Starters Returning/Lost: 3/2

Series and Game Notes

The two teams split the season series last year with each squad winning on its home court ... Wisconsin has won nine of the last 11 meetings between the schools ... Northwestern is averaging 42.4 points in its last five games in Madison, all Badger victories.

Series Records

All-time: UW leads 96-58
 At Madison: UW leads 56-20
 At Evanston: UW trails 33-35
 At Neutral Site: UW leads 7-3

2002 OPPONENTS

2001-02 RESULTS

11/14	vs. VCU	W	78-73
11/15	vs. East Carolina	L	68-71
11/16	vs. San Jose State	W	59-51
11/24	Chicago State	W	80-42
11/28	Florida State	W	57-50
12/8	Kansas State	W	79-56
12/15	Florida A&M	W	79-56
12/17	Liberty	W	66-49
12/22	vs. Fordham	L	60-63
12/28	vs. La Lafayette	W	52-51
12/29	at Arizona State	L	60-77
1/2	Indiana	L	44-59
1/9	Iowa	L	60-70
1/12	Ohio State	L	48-55
1/16	at Michigan	W	58-54
1/19	Iowa	W	63-50
1/23	at Purdue	L	61-63
1/26	at Buffalo	W	63-57
1/30	Wisconsin	W	69-60
2/2	Ohio State	L	57-58
2/6	Michigan State	W	61-49
2/9	at Wisconsin	L	44-73
2/13	Minnesota	W	58-56
2/16	at Penn State	W	55-49
2/20	Purdue	W	61-48
2/23	Illinois	L	41-56
2/27	at Minnesota	L	51-69
3/2	at Indiana	L	67-69
3/7	vs. Michigan	L	51-72

2002-03 SCHEDULE

11/22	MD-Eastern Shore
11/25	New Hampshire
11/27	IUPUI
11/30	at Kansas State
12/4	at North Carolina State
12/7	Bowling Green State
12/18	Elon
12/19	Illinois-Chicago
12/22	Fordham
12/30	Buffalo
1/4	Long Island
1/8	Iowa
1/11	at Purdue
1/15	at Indiana
1/18	Michigan
1/25	at Minnesota
1/29	at Wisconsin
2/1	at Ohio State
2/5	Indiana
2/8	Wisconsin
2/12	Purdue
2/15	at Michigan State
2/19	Minnesota
2/22	at Illinois
3/1	Penn State
3/5	Ohio State
3/8	at Iowa
3/13-16	at Big Ten Tournament

WISCONSIN VS. N'WESTERN SERIES SCORES

1910 .. Home ... W ... 55-9
 1910 .. Away ... W ... 39-11
 1911 .. Away ... W ... 29-9
 1911 .. Home ... W ... 23-11
 1912 .. Away ... W ... 32-19
 1912 .. Home ... W ... 46-11
 1914 .. Home ... W ... 38-9
 1914 .. Away ... W ... 33-26
 1916 .. Home ... W ... 22-18
 1916 .. Away ... W ... 24-21
 1917 .. Away ... W ... 29-21+
 1917 .. Home ... W ... 23-21
 1918 .. Away ... L ... 17-33
 1918 .. Home ... W ... 26-18
 1919 .. Home ... L ... 15-20
 1919 .. Away ... L ... 23-32
 1921 .. Away ... L ... 12-13
 1921 .. Home ... W ... 22-10
 1922 .. Away ... W ... 21-9
 1922 .. Home ... W ... 23-11
 1923 .. Away ... W ... 21-10
 1923 .. Home ... W ... 29-17
 1924 .. Away ... W ... 25-10
 1924 .. Home ... W ... 23-14
 1926 .. Home ... W ... 35-27
 1926 .. Away ... L ... 26-36
 1927 .. Away ... W ... 28-18
 1927 .. Home ... W ... 25-24
 1929 .. Home ... W ... 37-23
 1929 .. Away ... W ... 31-25
 1930 .. Away ... L ... 14-23
 1930 .. Home ... W ... 29-22
 1932 .. Away ... L ... 30-31+
 1932 .. Home ... L ... 24-28
 1933 .. Away ... L ... 22-40
 1933 .. Home ... L ... 28-30
 1935 .. Home ... W ... 16-9
 1935 .. Away ... L ... 31-36
 1936 .. Home ... L ... 28-33
 1936 .. Away ... L ... 26-49
 1938 .. Away ... L ... 38-47
 1938 .. Home ... L ... 23-27
 1939 .. Away ... L ... 27-37
 1940 .. Home ... L ... 44-47
 1941 .. Away ... W ... 48-46+
 1942 .. CS ... W ... 49-46
 1942 .. Home ... W ... 59-47
 1943 .. CS ... W ... 67-65
 1943 .. Home ... L ... 54-56

1944 .. CS ... L ... 38-60
 1944 .. Home ... W ... 50-47+
 1945 .. Home ... L ... 37-52
 1945 .. CS ... W ... 44-43
 1946 .. CS ... L ... 34-56
 1946 .. Home ... L ... 58-63
 1947 .. Home ... W ... 45-44
 1947 .. CS ... W ... 54-42
 1948 .. CS ... W ... 68-62
 1948 .. Home ... W ... 59-54
 1949 .. CS ... W ... 56-52
 1949 .. Home ... W ... 57-46
 1950 .. CS ... W ... 66-59
 1950 .. Home ... W ... 67-53
 1951 .. Home ... W ... 68-56
 1952 .. Away ... W ... 74-58
 1953 .. Away ... W ... 78-56
 1953 .. Home ... W ... 74-58
 1954 .. Home ... W ... 64-47
 1955 .. Away ... L ... 72-80
 1956 .. Away ... W ... 79-55
 1956 .. Home ... W ... 76-70
 1957 .. Away ... L ... 54-75
 1957 .. Home ... W ... 82-69
 1958 .. Away ... L ... 65-82
 1959 .. Home ... L ... 82-86
 1960 .. Home ... L ... 69-77
 1960 .. Away ... L ... 59-73
 1961 .. Away ... L ... 52-54
 1961 .. Home ... W ... 75-61
 1962 .. Away ... W ... 65-64
 1963 .. Home ... W ... 78-65
 1964 .. Away ... L ... 63-76
 1964 .. Away ... L ... 64-72
 1965 .. Home ... W ... 93-87+
 1965 .. Away ... W ... 88-76
 1966 .. Away ... L ... 65-76
 1966 .. Home ... W ... 90-62
 1967 .. Home ... W ... 110-94
 1967 .. Away ... L ... 82-91
 1968 .. Away ... L ... 75-77
 1969 .. Home ... L ... 70-72
 1970 .. Away ... L ... 75-82
 1970 .. Home ... L ... 82-87
 1971 .. Home ... W ... 87-72
 1972 .. Away ... L ... 91-101
 1972 .. Home ... L ... 82-90
 1973 .. Away ... L ... 73-74
 1974 .. Home ... W ... 87-53

1974 .. Away ... W ... 77-62
 1975 .. Away ... L ... 66-69
 1975 .. Home ... W ... 94-70
 1976 .. Away ... L ... 60-62
 1976 .. Home ... L ... 77-90
 1977 .. Home ... W ... 61-60
 1977 .. Away ... L ... 88-98
 1978 .. Home ... L ... 85-93
 1978 .. Away ... W ... 81-80
 1979 .. Home ... W ... 95-82
 1979 .. Away ... W ... 72-70
 1980 .. Home ... W ... 75-66
 1980 .. Away ... L ... 50-53
 1981 .. Away ... L ... 48-50
 1981 .. Home ... W ... 60-57
 1982 .. Home ... L ... 55-61
 1982 .. Away ... W ... 61-60
 1983 .. Home ... W ... 49-45
 1983 .. DP ... L ... 57-64
 1984 .. Away ... W ... 61-60+
 1984 .. Home ... W ... 54-47
 1985 .. Away ... W ... 52-51
 1985 .. Home ... W ... 61-53
 1986 .. Home ... W ... 57-52
 1986 .. Away ... W ... 70-68
 1987 .. Away ... W ... 62-57
 1987 .. Home ... W ... 76-59
 1988 .. Home ... W ... 80-59
 1988 .. Away ... W ... 74-69
 1989 .. Away ... W ... 59-58
 1989 .. Home ... W ... 72-60

1990 .. Away ... L ... 85-87
 1990 .. Home ... W ... 65-50
 1991 .. Away ... W ... 74-57
 1991 .. Home ... W ... 79-76
 1992 .. Home ... W ... 69-67
 1992 .. Away ... L ... 65-76
 1993 .. Home ... W ... 101-87
 1993 .. Away ... L ... 89-100
 1994 .. Home ... L ... 71-75
 1994 .. Away ... L ... 54-66
 1995 .. Home ... W ... 97-73
 1995 .. Away ... W ... 70-56
 1996 .. Away ... L ... 52-62
 1996 .. Home ... L ... 71-82
 1997 .. Home ... W ... 65-53
 1997 .. Away ... W ... 56-44
 1998 .. Home ... W ... 56-33
 1998 .. Away ... L ... 39-47
 1999 .. Away ... W ... 57-49
 1999 .. Home ... W ... 57-45
 2000 .. Away ... W ... 62-46
 2000 .. UC ... W ... 51-41
 2001 .. Home ... W ... 59-37
 2002 .. Away ... L ... 60-69
 2002 .. Home ... W ... 73-44

+ - overtime period
 CS - Chicago Stadium
 DP - DePaul's Alumni Hall
 UC - United Center

2002 OPPONENTS

SERIES FACTS

Longest UW Win Streaks

at Madison: 11 (1983-93)
 at Evanston: 6 (1910-17,
 1947-53 & 1984-89)
 Overall: 13 (1957-54)

Largest UW Victory Margin

46 (55-9 in 1910)

Most Points, One Team

110 (UW 110, NU 94 in 1967)

Longest NU Win Streaks

at Evanston: 7 (1930-39)
 at Madison: 3 (1936-40)
 Overall: 7 (1935-40)

Largest NU Victory Margin

23 (49-26 in 1936)

Most Points, Both Teams

204 (UW 110, NU 94 in 1967)


PENN STATE

Feb. 1, Kohl Center (17,142), Madison, Wis.

Feb. 19, Bryce Jordan Center (15,261), University Park, Pa.



Jerry Dunn
Head Coach



Sharif Chambliss
Junior Guard

Coaching Information

Head Coach: Jerry Dunn
Alma Mater: George Mason, '81
Record at PSU: 110-100 (7 yrs.)
Career Record: same
Assistant Coaches: Christian Appleman,
Mike Boyd, Pat Brogan

Team Information

2001-02 Overall Record: 7-21
2001-02 Conference Record and Finish:
3-13 (11th in Big Ten)
Postseason: None
Lettermen Returning/Lost: 9/4
Starters Returning/Lost: 4/1

2002-03 Roster

No.	NAME	Pos.	Ht.	Wt.	Yr.
1	Jamaal Tate	G/F	6-5	215	Jr.
2	Brandon Cameron	G	6-0	178	Fr.
10	Brandon Watkins	G	6-0	165	Sr.
13	Sharif Chambliss	G	6-1	175	Jr.
21	Robert Summers	C/F	6-11	225	Fr.
22	Jan Jagla	F	6-11	215	So.
24	Kevin Fellows	C	6-10	235	So.
33	DeForrest Riley	G/F	6-6	190	Fr.
34	B.J. Vossekuil	F	6-9	200	Sr.
41	Daren Tielsch	F	6-7	215	So.
44	Ndu Egekeze	F	6-6	220	Jr.
45	Jason McDonald	F	6-9	205	So.

Series and Game Notes

The two teams split the season series last year with each squad winning on its home court ... Wisconsin has won nine of the last 12 meetings between the schools, including the last six in Madison.

Series Records

All-time: UW leads 12-7
At Madison: UW leads 7-2
At University Park: UW trails 4-5
At Neutral Site: UW leads 1-0

Web Site

www.GoPSUSports.com

GENERAL INFORMATION

Location: University Park, Pa.
Founded: 1855
President: Dr. Graham Spanier
Athletic Director: Tim Curley
Enrollment: 34,406
Nickname: Nittany Lions
Colors: Blue and White
Conference: Big Ten
Facility: Bryce Jordan Center
Capacity: 15,261

MEDIA INFORMATION

Basketball SID: Pat Donghia
Office Phone: (814) 865-1757
Home Phone: (814) 235-6745
E-Mail Address: pad11@psu.edu

SID Fax: (814) 863-3165

Mailing Address:
Sports Information Office
101D Bryce Jordan Center
University Park, PA 16802

Press Row Phone:
(814) 863-3516

Basketball Office Phone:
(814) 865-5494



2001-02 RESULTS

11/18	Yale	L	74-87
11/21	Lafayette	W	75-66
11/24	at Boston College	L	65-88
11/28	Clemson	L	69-79
12/1	at Temple	L	63-75
12/5	Lehigh	W	61-48
12/8	at Pittsburgh	L	53-83
12/19	James Madison	L	69-85
12/22	Bucknell	W	78-57
12/28	vs. Coppin State	W	66-49
12/29	at California	L	73-76
1/2	Michigan	L	63-67
1/5	at Indiana	L	54-61
1/9	Wisconsin	W	51-85
1/16	at Ohio State	L	57-76
1/19	Michigan State	L	65-77
1/23	Indiana	L	51-85
1/26	at Wisconsin	L	63-66
1/30	at Minnesota	L	70-94
2/2	at Iowa	L	64-81
2/6	Purdue	W	81-68
2/9	at Michigan	L	58-65
2/13	Iowa	W	71-65
2/16	Northwestern	L	49-55
2/20	at Illinois	L	56-83
2/23	Minnesota	L	64-68
3/2	at Purdue	L	57-92
3/7	vs. Minnesota	L	60-84

2002-03 SCHEDULE

11/18	at North Carolina
11/20	vs. Rutgers/Columbia
11/24	at Pennsylvania
11/27	vs. TBA
11/29	vs. TBA
12/1	Yale
12/3	at Clemson
12/7	Pittsburgh
12/11	Temple
12/14	Northeastern
12/20	Bucknell
12/28	St. Francis (PA)
1/2	Robert Morris
1/4	Buffalo
1/8	at Indiana
1/11	at Michigan
1/18	Purdue
1/22	at Michigan State
1/25	Illinois
1/29	Minnesota
2/1	at Wisconsin
2/5	Iowa
2/12	Ohio State
2/15	at Iowa
2/19	Wisconsin
2/22	at Minnesota
2/26	at Purdue
3/1	at Northwestern
3/5	Michigan
3/8 or 9	Indiana
3/13-16	at Big Ten Tournament

WISCONSIN VS. PENN STATE SERIES SCORES

1993.....	Away	W	...	75-68
1993.....	Home	...	L	...	58-62
1994.....	Away	W	...	71-56
1994.....	Home	...	W	...	77-64
1995.....	Home	...	L	...	67-78
1995.....	Away	L	...	67-74
1996.....	Away	L	...	50-79
1996.....	Home	...	W	...	54-52
1997.....	Home	...	W	...	64-45
1997.....	Away	W	...	49-45
1998.....	Home	...	W	...	76-57
1998.....	Away	L	...	69-75
1998.....	UC	W	...	52-51
1999.....	Away	W	...	61-58
1999.....	Home	...	W	...	73-63
2000.....	Away	L	...	61-76
2001.....	Home	...	W	...	63-58
2002.....	Away	L	...	49-51
2002.....	Home	...	W	...	66-63

UC - United Center (Chicago, Ill.)

SERIES FACTS

Longest UW Win Streaks

at Madison: 6 (1996-present)
at Univ. Park: 2 (1993-94)
Overall: 4 (1996-98)

Longest PSU Win Streaks

at Univ. Park: 2 (1995-96 & 2000-present)
at Madison: 1 (1993 & 1995)
Overall: 3 (1995-96)

Largest UW Victory Margin

19 (64-45 in '97 & 76-57 in '98)

Largest PSU Victory Margin

29 (79-50 in 1996)

Most Points, One Team

78 (PSU 78, UW 67 in 1995)

Most Points, Both Teams

145 (PSU 78, UW 67 in 1995)


2002 OPPONENTS

PURDUE

Feb. 5, Mackey Arena (14,123), West Lafayette, Ind.



Gene Keady
Head Coach



Willie Deane
Senior Guard

2002-03 Roster

No.	NAME	Pos.	Ht.	Wt.	Yr.
0	Willie Deane	G	6-1	196	Sr.
2	David Teague	G	6-5	165	Fr.
3	Brett Buscher	F	6-8	239	Jr.
4	Andrew Ford	G	6-2	188	So.
5	Ivan Kartelo	C	6-11	247	Jr.
10	Brandon McKnight	G	6-2	172	So.
11	Austin Parkinson	G	6-0	183	Jr.
20	Kenneth Lowe	G	6-3	199	Jr.
24	Melvin Buckley	G/F	6-7	190	Fr.
30	Chris Hartley	G	6-4	180	Fr.
31	Chris Booker	F	6-10	240	Jr.
32	Matt Carroll	F	6-8	221	So.
33	Darmetreis Kilgore	G	6-5	202	Sr.
34	Kevin Garrity	C	6-11	253	Jr.
42	Matt Kiefer	F	6-10	215	Fr.

Web Site

www.purduesports.com

GENERAL INFORMATION

Location: West Lafayette, Ind.
 Founded: 1869
 President: Martin C. Jischke
 Athletic Director: Morgan J. Burke
 Enrollment: 37,871
 Nickname: Boilermakers
 Colors: Old Gold and Black
 Conference: Big Ten
 Facility: Mackey Arena
 Capacity: 14,123

MEDIA INFORMATION

Basketball SID: Elliot Bloom
 Office Phone: (765) 494-3196
 Home Phone: (765) 463-9442
 E-Mail Address: hoopssid@purdue.edu

SID Fax: (765) 494-5447
 Mailing Address:
 Room 15
 Mackey Arena
 900 North University Street
 West Lafayette, IN 47907-2070
 Press Row Phone:
 (765) 494-6364
 Basketball Office Phone:
 (765) 494-3214



Coaching Information

Head Coach: Gene Keady
 Alma Mater: Kansas State, '58
 Record at Purdue: 469-224 (22 yrs)
 Career Record: 507-243 (24 yrs)
 Assistant Coaches: Jay Price,
 Cuonzo Martin, Todd Foster

Team Information

2001-02 Overall Record: 13-18
 2001-02 Conference Record and Finish:
 5-11 (T8th in Big Ten)
 Postseason: None
 Lettermen Returning/Lost: 10/4
 Starters Returning/Lost: 2/3

Series and Game Notes

Wisconsin won the only meeting between the teams last year, 77-66 in Madison ... the UW has won five of the last six.

Series Records

All-time: UW trails 58-95
 At Madison: UW leads 41-34
 At West Lafayette: UW trails 15-61
 At Neutral Site: UW leads 2-0

2001-02 RESULTS

11/16	at Valparaiso	W	73-69
11/21	Radford	W	91-84
11/24	vs. Stanford	L	62-78
11/27	Butler	L	68-74
11/30	William and Mary	W	75-58
12/2	Oakland	W	89-71
12/5	Xavier	W	70-66
12/8	Arizona	L	66-79
12/15	Dayton	L	72-83
12/17	Illinois-Chicago	W	80-73
12/20	SW Missouri State	W	84-83 (OT)
12/21	Texas A&M	L	64-71
12/22	Cincinnati	L	62-79
12/29	Robert Morris	W	87-53
1/2	Ohio State	L	71-79
1/5	at Michigan	L	75-79
1/9	Illinois	W	84-75
1/12	Minnesota	L	71-87
1/16	at Michigan State	L	56-65
1/19	at Wisconsin	L	66-77
1/23	Northwestern	W	63-61
1/26	Iowa	W	73-68
1/31	at Indiana	L	52-66
2/6	at Penn State	L	68-81
2/9	at Illinois	L	67-69
2/13	Michigan	W	79-43
2/16	Michigan State	L	59-62
2/20	at Northwestern	L	48-61
2/23	at Ohio State	L	66-77
3/2	Penn State	W	92-57
3/7	vs. Iowa	L	72-87

2002-03 SCHEDULE

11/22	Miami (OH)
11/30	vs. Louisville
12/3	at Xavier
12/6	Middle Tennessee State
12/7	vs. TBA
12/14	Indiana
12/18	Belmont
12/21	Arizona State
12/28	Valparaiso
12/30	Colorado State
1/4	Montana
1/11	Northwestern
1/14	Michigan State
1/18	at Penn State
1/22	at Illinois
1/25	Indiana
1/29	Ohio State
2/1	at Iowa
2/5	Wisconsin
2/8	at Minnesota
2/12	at Northwestern
2/15	Illinois
2/19	Michigan
2/22	at Ohio State
2/26	Penn State
3/1	at Michigan State
3/8	at Michigan
3/13-16	at Big Ten Tournament

WISCONSIN VS. PURDUE SERIES SCORES

1906 .. Away W ... 34-14
 1906 .. Home W ... 31-15
 1907 .. Away W ... 33-27
 1907 .. Home W ... 37-10
 1908 .. Away W ... 28-24
 1908 .. Home W ... 34-13
 1909 .. Away L ... 20-23
 1909 .. Home W ... 29-6
 1910 .. Away L ... 17-29
 1910 .. Home W ... 38-14
 1911 .. Away L ... 16-34
 1911 .. Home W ... 45-17
 1913 .. Away W ... 25-15
 1913 .. Home W ... 22-19
 1914 .. Home W ... 25-20+
 1914 .. Away W ... 27-13
 1915 .. Away W ... 28-24+
 1915 .. Home W ... 26-21
 1916 .. Away W ... 33-17
 1916 .. Home W ... 35-22
 1918 .. Home W ... 21-16
 1918 .. Away W ... 24-18
 1923 .. Away L ... 13-17
 1923 .. Home W ... 20-19
 1925 .. Home L ... 22-30
 1925 .. Away L ... 26-32
 1926 .. Home L ... 21-29
 1926 .. Away L ... 31-32
 1928 .. Home W ... 28-22
 1928 .. Away L ... 15-31
 1929 .. Away W ... 31-26
 1929 .. Home W ... 27-24
 1931 .. Away L ... 27-46
 1931 .. Home L ... 17-24
 1932 .. Away L ... 22-38
 1932 .. Home L ... 21-28
 1934 .. Home L ... 26-27
 1934 .. Away L ... 25-37
 1935 .. Home L ... 18-19
 1935 .. Away L ... 24-43
 1937 .. Away L ... 30-43
 1937 .. Home W ... 46-43
 1938 .. Away L ... 34-40
 1938 .. Home L ... 39-46
 1939 .. Away L ... 31-39
 1939 .. Home W ... 32-30+
 1940 .. Away L ... 36-49
 1940 .. Home L ... 45-48+
 1941 .. Home W ... 48-42+
 1941 .. Away W ... 43-42

1942 .. Away L ... 34-40
 1943 .. Away W ... 53-45
 1944 .. Home L ... 50-52+
 1945 .. Away L ... 34-45
 1945 .. Home W ... 64-48
 1946 .. Home L ... 49-53
 1946 .. Away L ... 46-59
 1947 .. Away W ... 72-60
 1948 .. Home W ... 49-44
 1949 .. Away L ... 48-53
 1950 .. Home W ... 56-45
 1951 .. Away L ... 46-62
 1951 .. Home L ... 61-64
 1952 .. Home L ... 64-79
 1952 .. Away L ... 67-78
 1953 .. Away L ... 59-65
 1953 .. Home W ... 50-46
 1954 .. Home W ... 66-57
 1954 .. Away L ... 66-71
 1955 .. Away L ... 63-75
 1955 .. Home W ... 75-73
 1956 .. Home L ... 66-78
 1957 .. Away L ... 66-85
 1958 .. Away L ... 47-62
 1958 .. Home L ... 76-81
 1959 .. Away L ... 61-84
 1959 .. Home W ... 91-86
 1960 .. Away L ... 69-99
 1960 .. Home W ... 89-80
 1961 .. Away L ... 58-69
 1961 .. Home L ... 81-88
 1962 .. Home W ... 89-86
 1963 .. Away W ... 74-66
 1964 .. Home W ... 81-80
 1964 .. Away L ... 83-97
 1965 .. Home W ... 76-66
 1965 .. Away L ... 74-83
 1966 .. Home W ... 69-68
 1967 .. Away W ... 79-76
 1968 .. Away L ... 79-99
 1968 .. Home W ... 104-84
 1969 .. Home L ... 80-86
 1969 .. Away L ... 69-87
 1970 .. Away L ... 74-90
 1971 .. Home L ... 77-81
 1972 .. Away W ... 84-65
 1972 .. Home W ... 66-60
 1973 .. Away L ... 59-66
 1973 .. Home W ... 71-63
 1974 .. Away L ... 80-107

1975 .. Away L ... 49-88
 1975 .. Home L ... 64-69
 1976 .. Away L ... 72-87
 1976 .. Home L ... 74-85
 1977 .. Away L ... 71-81
 1977 .. Home W ... 76-74
 1978 .. Home L ... 70-79
 1978 .. Away L ... 78-87
 1979 .. Away L ... 60-73
 1979 .. Home L ... 48-54
 1980 .. Home L ... 60-73+
 1980 .. Away L ... 61-69
 1981 .. Home L ... 69-71
 1981 .. Away L ... 61-72
 1982 .. Away L ... 67-81
 1982 .. Home L ... 46-55
 1983 .. Home L ... 64-80
 1983 .. Away L ... 64-79
 1984 .. Away L ... 65-84
 1984 .. Home L ... 48-61
 1985 .. Home L ... 68-72
 1985 .. Away L ... 52-67
 1986 .. Away L ... 73-100
 1986 .. Home L ... 78-80
 1987 .. Home L ... 48-57
 1987 .. Away L ... 62-70
 1988 .. Away L ... 62-86
 1988 .. Home L ... 56-84

1989 .. Home L ... 62-68
 1989 .. Away L ... 60-65
 1990 .. Home L ... 54-56
 1990 .. Away L ... 55-62
 1991 .. Home W ... 66-44
 1991 .. Away L ... 62-69
 1992 .. Home W ... 79-69
 1992 .. Away L ... 51-61
 1993 .. Away L ... 60-76
 1993 .. Home L ... 87-90+
 1994 .. Home W ... 75-69
 1994 .. Away L ... 64-67
 1995 .. Away L ... 56-66
 1996 .. Home L ... 42-75
 1997 .. Away L ... 52-60
 1997 .. Home W ... 69-52
 1998 .. Away L ... 59-82
 1999 .. Home W ... 61-56
 2000 .. Away L ... 52-63
 2000 .. Home W ... 55-45
 2000 .. UC W ... 78-66
 2000 .. Neut. W ... 64-60
 2001 .. Away L ... 67-73
 2001 .. Home W ... 73-54
 2002 .. Home W ... 77-66

+ - overtime period
 UC - United Center

SERIES FACTS

Longest UW Win Streaks

at Madison: 12 (1906-23)
 at W. Lafayette: 5 (1913-18)
 Overall: 11 (1911-18)

Largest UW Victory Margin

28 (45-17 in 1911)

Most Points, One Team

107 (PU 107, UW 80 in 1974)

Longest PU Win Streaks

at W. Lafayette: 27 (1973-pres.)
 at Madison: 13 (1978-90)
 Overall: 26 (1978-90)

Largest PU Victory Margin

39 (88-49 in 1975)

Most Points, Both Teams


188 (UW 104, PU 84 in 1968)

MICHIGAN STATE

Feb. 11, Kohl Center (17,142), Madison, Wis.



Tom Izzo
Head Coach



Adam Ballinger
Senior Forward

Coaching Information

Head Coach: Tom Izzo
 Alma Mater: Northern Michigan, '77
 Record at MSU: 167-65 (7yrs.)
 Career Record: Same
 Assistant Coaches: Brian Gregory,
 Mike Garland, Mark Montgomery

Team Information

2001-02 Overall Record: 19-12
 2001-02 Conference Record and Finish:
 10-6 (5th in Big Ten)
 Postseason: NCAA First Round
 Lettermen Returning/Lost: 9/2
 Starters Returning/Lost: 4/1

2002-03 Roster

No.	NAME	Pos.	Ht.	Wt.	Yr.
2	Anthony Hamo	G	6-2	210	Fr.
3	Adam Wolfe	F	6-9	230	Jr.
5	Chris Hill	G	6-3	190	So.
11	Rashi Johnson	G	6-2	190	Jr.
13	Maurice Ager	G	6-4	180	Fr.
15	Alan Anderson	F	6-6	220	So.
20	Jayson Vincent	G	6-4	200	Fr.
23	Kelvin Torbert	G	6-4	215	So.
25	Aloysius Anagonye	F	6-8	260	Sr.
30	Tim Bograkov	G	6-2	190	So.
40	Paul Davis	F	6-11	240	Fr.
41	Erazem Lorbek	F	6-10	240	Fr.
43	Andy Harvey	F	6-5	200	Fr.
44	Jason Andreas	C	6-10	250	Jr.
50	Delco Rowley	F	6-8	240	Fr.
52	Brian Westrick	F	6-5	220	Sr.
55	Adam Ballinger	F	6-9	250	Sr.

Series and Game Notes

UW won the only meeting last year, 64-63 in East Lansing, its first win in nine tries.

Series Records

All-time: UW trails 48-63
 At Madison: UW leads 35-22
 At East Lansing: UW trails 13-38
 At Neutral Site: UW trails 0-3

Web Site

www.msuspartans.com

GENERAL INFORMATION

Location: East Lansing, Mich.
 Founded: 1855
 President: Peter McPherson
 Athletic Director: Ron Mason
 Enrollment: 44,227
 Nickname: Spartans
 Colors: Green and White
 Conference: Big Ten
 Facility: Jack Breslin Student Event Center
 Capacity: 14,759

MEDIA INFORMATION

Basketball SID: Matt Larson
 Office Phone: (517) 355-2271
 Home Phone: (517) 349-4607
 E-Mail Address: larsonm9@msu.edu

SID Fax: (517) 353-9636

Mailing Address:
 MSU Sports Information
 401 Olds Hall
 East Lansing, MI 48824

Press Row Phone:
 (517) 353-1626

Basketball Office Phone:
 (517) 355-1643



2001-02 RESULTS

11/12	Detroit	W	80-70
11/14	Oklahoma	W	67-55
11/21	vs. Syracuse	L	58-69
11/23	vs. Fresno State	L	58-69
11/28	vs. Virginia	Cancelled	
11/30	IPFW	W	81-68
12/1	Lamar	W	80-71
12/5	at Florida	L	70-74
12/9	Nicholls State	W	92-38
12/15	Arizona	W	74-60
12/17	UNC-Asheville	W	76-56
12/19	Oakland	W	78-50
12/22	Seton Hall	W	68-64
12/29	vs. Stanford	L	64-75
1/5	at Minnesota	L	67-70
1/8	at Indiana	L	65-83
1/12	Wisconsin	L	63-64
1/16	Purdue	W	65-56
1/19	at Penn State	W	77-65
1/22	at Iowa	L	71-75
1/30	Michigan	W	71-44
2/3	at Illinois	W	67-61
2/6	at Northwestern	L	49-61
2/10	Ohio State	W	67-61
2/12	Illinois	L	61-63
2/16	at Purdue	W	62-59
2/21	Minnesota	W	74-55
2/24	Indiana	W	57-54
2/26	at Ohio State	W	81-76
3/2	Iowa	W	93-79
3/8	vs. Indiana	L	56-67
3/15	vs. N.C. State	L	58-69

2002-03 SCHEDULE

11/22	UNC Asheville
11/28	vs. Montana
11/29	vs. TBA
11/30	vs. TBA
12/4	Virginia
12/8	Cleveland State
12/14	at Kentucky
12/17	Loyola
12/21	South Florida
12/28	Jacksonville State
12/30	Toledo
1/4	vs. Oklahoma
1/9	Ohio State
1/11	at Iowa
1/14	at Purdue
1/18	at Minnesota
1/22	Penn State
1/26	at Michigan
1/28	Indiana
2/2	Illinois
2/8	at Indiana
2/11	at Wisconsin
2/15	Northwestern
2/18	at Illinois
2/23	Syracuse
2/26	Minnesota
3/1	Purdue
3/5	Iowa
3/8 or 9	at Ohio State
3/13-16	at Big Ten Tournament

WISCONSIN VS. MICHIGAN ST. SERIES SCORES

1922 .. Home ... W ... 27-12	1965 .. Home ... W ... 99-89	1985 .. Away ... L ... 63-82	1995 .. Away ... L ... 72-97
1933 .. Home ... W ... 26-16	1966 .. Away ... L ... 65-79	1986 .. Away ... L ... 81-83	1996 .. Home ... W ... 61-48
1934 .. Home ... L ... 22-23	1966 .. Home ... W ... 78-77	1986 .. Home ... L ... 71-84	1996 .. Away ... W ... 73-52
1935 .. Home ... W ... 23-21+	1967 .. Away ... L ... 61-68	1987 .. Home ... L ... 78-81	1997 .. Home ... L ... 50-58
1936 .. Home ... W ... 26-21	1967 .. Home ... W ... 68-64	1987 .. Away ... W ... 65-63	1997 .. Away ... L ... 49-68
1937 .. Home ... W ... 22-17	1968 .. Home ... W ... 70-68	1988 .. Home ... W ... 78-72++	1998 .. Away ... L ... 40-63
1938 .. Home ... W ... 30-27	1968 .. Away ... L ... 77-87	1988 .. Away ... W ... 71-69	1998 .. Home ... L ... 47-56
1939 .. Home ... W ... 39-37	1969 .. Away ... L ... 67-77	1989 .. Home ... W ... 69-64+	1999 .. Home ... W ... 66-51
1940 .. Away ... L ... 41-48	1969 .. Home ... W ... 76-64	1989 .. Away ... L ... 61-70	1999 .. Away ... L ... 51-56
1946 .. Home ... L ... 48-59	1970 .. Home ... W ... 89-79	1990 .. Home ... L ... 61-64	1999 .. UC ... L ... 41-56
1946 .. Away ... L ... 52-56	1971 .. Away ... L ... 78-97	1990 .. Away ... L ... 57-60	2000 .. Home ... L ... 44-61
1947 .. Away ... W ... 58-48	1972 .. Away ... L ... 76-83	1991 .. Away ... L ... 50-65	2000 .. Away ... L ... 54-59
1948 .. Home ... W ... 51-39	1972 .. Home ... W ... 101-74	1991 .. Home ... W ... 84-78++	2000 .. UC ... L ... 46-55
1950 .. Away ... W ... 66-47	1973 .. Home ... W ... 93-80	1992 .. Home ... L ... 64-79	2000 .. Neut. ... L ... 41-53
1951 .. Away ... W ... 53-52	1973 .. Away ... L ... 78-79+	1992 .. Away ... L ... 61-76	2001 .. Away ... L ... 59-69+
1951 .. Home ... W ... 35-29	1974 .. Home ... W ... 87-80	1993 .. Away ... W ... 67-66	2001 .. Home ... L ... 47-51
1952 .. Away ... L ... 39-50	1975 .. Away ... L ... 87-105	1993 .. Home ... W ... 65-62	2002 .. Away ... W ... 64-63
1952 .. Home ... L ... 55-57	1975 .. Home ... W ... 103-96	1994 .. Away ... L ... 60-70	
1953 .. Away ... L ... 45-53	1976 .. Home ... W ... 70-63	1994 .. Home ... W ... 87-62	
1953 .. Home ... W ... 58-51	1976 .. Away ... L ... 86-82	1995 .. Home ... L ... 64-78	
1954 .. Away ... W ... 57-53	1977 .. Away ... L ... 61-84		
1954 .. Home ... W ... 79-56	1977 .. Home ... W ... 87-83+++		
1955 .. Away ... L ... 77-94	1978 .. Away ... L ... 63-74		
1955 .. Home ... L ... 70-73	1978 .. Home ... L ... 75-89		
1956 .. Away ... L ... 82-89	1979 .. Away ... L ... 55-84		
1957 .. Home ... L ... 62-78	1979 .. Home ... W ... 83-81		
1958 .. Home ... W ... 66-52	1980 .. Away ... L ... 61-62		
1958 .. Away ... L ... 59-93	1980 .. Home ... W ... 80-66		
1959 .. Home ... L ... 57-88	1981 .. Home ... W ... 63-62		
1959 .. Away ... L ... 73-93	1981 .. Away ... L ... 65-74		
1960 .. Home ... L ... 79-91	1982 .. Away ... L ... 58-68		
1961 .. Away ... W ... 74-71	1982 .. Home ... W ... 65-60		
1962 .. Away ... W ... 83-78	1983 .. Away ... L ... 66-86		
1962 .. Home ... W ... 77-72	1983 .. Home ... L ... 65-91		
1963 .. Home ... L ... 68-75	1984 .. Home ... W ... 81-74		
1963 .. Away ... W ... 92-89+	1984 .. Away ... L ... 59-78		
1964 .. Away ... L ... 90-106	1985 .. Home ... L ... 68-77		

+ - overtime period
UC - United Center

SERIES FACTS

Longest UW Win Streaks
at Madison: 12 (1965-77)
at E. Lansing: 3 (1947-51 & 1961-63)
Overall: 5 ('35-39 & '47-51)

Largest UW Victory Margin
27 (101-74 in 1972)

Most Points, One Team
106 (MSU 106, UW 90 in 1964)


Longest MSU Win Streaks
at E. Lansing: 10 (1977-86)
at Madison: 3 (1985-87)
Overall: 8 (1999-2001)

Largest MSU Victory Margin
34 (93-59 in 1958)


Most Points, Both Teams
199 (UW 103, MSU 96 in 1975)

INDIANA

Feb. 15, Kohl Center (17,142), Madison, Wis.



Mike Davis
Head Coach



Tom Coverdale
Senior Guard

Coaching Information

Head Coach: Mike Davis

Alma Mater: Alabama, Thomas Edison Coll.

Record at IU: 46-25 (2 yrs.)

Career Record: same

Assistant Coaches: John Treloar,
Jim Thomas, Ben McDonald

Team Information

2001-02 Overall Record: 25-12

2001-02 Conference Record and Finish:
11-5 (T1st in Big Ten)

Postseason: NCAA runner-up

Lettermen Returning/Lost: 6/3

Starters Returning/Lost: 2/3

2002-03 Roster

No.	NAME	Pos.	Ht.	Wt.	Yr.
2	A.J. Moye	G	6-3	215	Jr.
3	Tom Coverdale	G	6-2	185	Sr.
4	Bracey White	G	6-3	185	Fr.
5	George Leach	C	6-11	225	So.
10	Roderick Wilmont	G	6-4	185	Fr.
12	Donald Perry	G	6-2	170	So.
21	Mark Johnson	G	6-2	190	So.
22	Marshall Strickland	G	6-2	185	Fr.
23	Sean Kline	F	6-8	210	Fr.
31	Daryl Pegram	F	6-9	193	Fr.
32	Kyle Hornsby	F	6-5	205	Sr.
33	Mike Roberts	F	6-9	210	So.
34	Ryan Tepak	G	6-2	170	So.
50	Jeff Newton	F	6-9	210	Sr.

Series and Game Notes

Wisconsin won the lone meeting between the teams last year, 64-63 in Bloomington, its first win at Indiana since 1977.

Series Records

All-time: UW trails 50-91

At Madison: UW trails 29-40

At Bloomington: UW trails 21-50

At Neutral Site: UW trails 0-1

Web Site

www.iuhoosiers.com

GENERAL INFORMATION

Location: Bloomington, Ind.

Founded: 1820

President: Myles Brand

Athletic Director: Michael McNeely

Enrollment: 36,000

Nickname: Hoosiers

Colors: Cream and Crimson

Conference: Big Ten

Facility: Assembly Hall

Capacity: 17,484

MEDIA INFORMATION

Basketball SID: Pete Rhoda

Office Phone: (812) 855-9794

Home Phone: (812) 339-9339

E-Mail Address: prhoda@indiana.edu

SID Fax: (812) 855-9401

Mailing Address:

Assembly Hall

1001 East 17th Street

Bloomington, IN 47408

Press Row Phone:

(812) 855-2754

Basketball Office Phone:


(812) 855-2238

2001-02 RESULTS

11/18	at UNC-Charlotte	W	65-61
11/21	at Alaska-Anchorage	W	101-66
11/24	vs. Marquette	L	49-50
11/24	vs. Texas	W	77-71
11/28	at North Carolina	W	76-66
12/1	at Southern Illinois	L	60-72
12/4	Notre Dame	W	76-75
12/8	Ball State	W	74-61
12/15	at Miami	L	53-58
12/22	vs. Kentucky	L	52-66
12/28	vs. E. Washington	W	87-60
12/29	vs. Butler	L	64-66
1/2	at Northwestern	W	59-44
1/5	Penn State	W	61-54
1/8	Michigan State	W	83-65
1/13	at Iowa	W	77-66
1/19	at Ohio State	L	67-73
1/23	at Penn State	W	85-51
1/26	Illinois	W	88-57
1/31	Purdue	W	66-52
2/2	at Minnesota	L	74-88
2/5	Iowa	W	79-51
2/9	Louisville	W	77-62
2/13	Wisconsin	L	63-64
2/17	at Michigan	W	75-55
2/20	Ohio State	W	63-57
2/24	at Michigan State	L	54-57
2/26	at Illinois	L	62-70
3/2	Northwestern	W	79-67
3/8	vs. Michigan State	W	67-56
3/9	vs. Iowa	L	60-62
3/14	vs. Utah	W	75-56
3/16	vs. N.C.-Wilmington	W	76-67
3/21	vs. Duke	W	74-73
3/23	vs. Kent State	W	81-69
3/30	vs. Oklahoma	W	73-64
4/1	vs. Maryland	L	52-64

2002-03 SCHEDULE

11/25	vs. Massachusetts
11/26	vs. Utah/Gonzaga
11/27	vs. TBA
12/1	North Texas
12/3	Maryland (Conseco Fieldhouse)
12/7	Illinois-Chicago
12/9	Vanderbilt
12/14	vs. Purdue (RCA Dome)
12/21	vs. Kentucky
12/28	at Temple
12/31	at Ball State
1/4	Charlotte
1/8	Penn State
1/11	at Ohio State
1/15	Northwestern
1/18	Illinois
1/21	Ohio State
1/25	at Purdue
1/28	at Michigan State
2/1	at Louisville
2/5	at Northwestern
2/8	Michigan State
2/12	Michigan
2/15	at Wisconsin
2/19	at Iowa
2/25	at Illinois
3/1	Iowa
3/4	Minnesota
3/8 or 9	at Penn State
3/13-16	at Big Ten Tournament



TM

WISCONSIN VS. INDIANA SERIES SCORES

1910 .. Home ... L ... 11-13	1944 .. Away W ... 62-43	1975 .. Away L ... 58-93	1989 .. Home ... L ... 58-61+
1910 .. Away W ... 33-8	1944 .. Away W ... 52-31	1976 .. Away L ... 61-114	1989 .. Away L ... 64-75
1911 .. Home ... W ... 51-9	1947 .. Home ... W ... 70-49	1976 .. Home ... L ... 67-96	1990 .. Away L ... 61-85
1911 .. Away ... L ... 18-21	1948 .. Away ... W ... 58-54	1977 .. Home ... L ... 64-79	1990 .. Home ... L ... 68-70
1912 .. Home ... W ... 51-10	1949 .. Home ... W ... 58-48	1977 .. Away ... W ... 66-64	1991 .. Away ... L ... 57-73
1912 .. Away ... W ... 32-21	1950 .. Away ... L ... 59-61	1978 .. Home ... W ... 78-65	1991 .. Home ... L ... 61-74
1913 .. Away ... W ... 30-19	1951 .. Away ... L ... 58-68	1978 .. Away ... L ... 54-58	1992 .. Home ... L ... 63-79
1913 .. Home ... W ... 48-10	1952 .. Home ... L ... 48-63	1979 .. Away ... L ... 61-82	1992 .. Away ... L ... 41-66
1914 .. Away ... W ... 57-15	1953 .. Away ... L ... 48-66	1979 .. Home ... L ... 62-68+	1993 .. Home ... L ... 80-87
1914 .. Home ... W ... 46-24	1953 .. Home ... L ... 70-72	1980 .. Home ... W ... 52-50	1994 .. Away ... L ... 65-78
1915 .. Away ... W ... 39-18	1954 .. Away ... L ... 67-70	1980 .. Away ... L ... 52-61	1995 .. Away ... L ... 70-73
1915 .. Home ... W ... 47-15	1954 .. Home ... L ... 74-90	1981 .. Away ... L ... 64-89	1995 .. Home ... L ... 70-72
1917 .. Home ... W ... 29-14	1955 .. Home ... W ... 77-66	1981 .. Home ... L ... 52-59	1996 .. Away ... L ... 55-81
1917 .. Away ... W ... 18-16	1955 .. Away ... L ... 58-65	1982 .. Home ... L ... 56-62	1996 .. Home ... L ... 68-76
1919 .. Home ... W ... 29-16	1956 .. Home ... L ... 71-75	1982 .. Away ... L ... 57-88	1997 .. Home ... W ... 71-58
1919 .. Away ... L ... 12-22	1956 .. Away ... W ... 69-67	1983 .. Away ... L ... 73-83	1997 .. Away ... L ... 66-70
1923 .. Away ... W ... 17-10	1957 .. Away ... L ... 68-79	1983 .. Home ... L ... 56-75	1998 .. Home ... L ... 59-69
1923 .. Home ... W ... 35-17	1957 .. Home ... L ... 74-85	1984 .. Home ... L ... 67-81	1999 .. Away ... L ... 60-71
1924 .. Away ... W ... 23-21	1958 .. Home ... L ... 87-93	1984 .. Away ... L ... 64-74	2000 .. Away ... L ... 67-71
1924 .. Home ... W ... 28-27	1959 .. Away ... L ... 71-97	1985 .. Away ... L ... 68-90	2000 .. Home ... W ... 56-53
1926 .. Home ... W ... 33-31	1960 .. Home ... L ... 85-97	1985 .. Home ... L ... 54-58	2001 .. Home ... W ... 49-46
1926 .. Away ... L ... 20-35	1960 .. Away ... L ... 71-91	1986 .. Home ... L ... 69-80	2001 .. Away ... L ... 55-85
1927 .. Home ... L ... 23-28	1961 .. Home ... L ... 84-98	1986 .. Away ... L ... 69-78	2001 .. UC ... L ... 52-64
1927 .. Away ... L ... 23-31	1961 .. Away ... L ... 69-80	1987 .. Away ... L ... 65-103	2002 .. Away ... W ... 64-63
1929 .. Home ... W ... 24-20	1962 .. Away ... W ... 105-94	1987 .. Home ... L ... 85-86+++	
1929 .. Away ... W ... 27-25	1963 .. Home ... W ... 102-96	1988 .. Away ... L ... 53-55	
1930 .. Away ... W ... 23-21+	1964 .. Home ... L ... 80-82++	1988 .. Home ... L ... 74-84	
1930 .. Home ... W ... 34-23	1964 .. Away ... L ... 82-108		
1932 .. Away ... L ... 21-33	1965 .. Away ... L ... 87-100		
1932 .. Home ... W ... 35-26	1965 .. Home ... L ... 73-92		
1933 .. Away ... W ... 38-37+	1966 .. Home ... W ... 79-78		
1933 .. Home ... L ... 28-29+	1967 .. Away ... L ... 81-93		
1935 .. Away ... W ... 30-23	1968 .. Home ... W ... 95-83		
1935 .. Home ... W ... 37-27+	1968 .. Away ... L ... 85-93		
1936 .. Home ... L ... 24-26	1969 .. Home ... L ... 63-65		
1936 .. Away ... L ... 21-54	1969 .. Away ... L ... 84-101		
1938 .. Away ... L ... 44-47	1970 .. Away ... L ... 77-89		
1938 .. Home ... W ... 34-32	1971 .. Home ... W ... 94-87++		
1939 .. Away ... L ... 19-43	1972 .. Away ... W ... 66-64+		
1940 .. Home ... L ... 34-40	1972 .. Home ... L ... 76-84+		
1941 .. Away ... W ... 38-30	1973 .. Home ... L ... 64-78		
1942 .. Away ... L ... 34-38	1973 .. Away ... L ... 55-57		
1942 .. Home ... W ... 42-36	1974 .. Away ... L ... 51-52		
1943 .. Home ... L ... 44-51	1974 .. Home ... L ... 63-81		
1943 .. Home ... W ... 57-53	1975 .. Home ... L ... 69-89		

+ - overtime period
UC - United Center

SERIES FACTS

Longest UW Win Streaks

at Madison: 10 (1911-26)
at Bloomington: 5 (1912-17)
Overall: 11 (1912-19)

Largest UW Victory Margin

42 (51-9 in 1911 & 57-15 in 1914)

Most Points, One Team

114 (IU 114, UW 61 in 1976)

Longest IU Win Streaks

at Bloomington: 22 (1978-2001)
at Madison: 15 (1981-96)
Overall: 31 (1980-96)

Largest IU Victory Margin

53 (114-61 in 1976)

Most Points, Both Teams

199 (UW 105, IU 94 in 1962)

2002-03 BIG TEN COMPOSITE SCHEDULE

2002 OPPONENTS

November

- 15 Eastern Washington at WISCONSIN
- 16 Winthrop/N. Illinois at WISCONSIN
- 18 PENN STATE at North Carolina
- 20 TBD vs. PENN STATE
- 22 UNC Asheville at MICHIGAN ST.
MD-Eastern Shore at N'WESTERN
Miami (OH) at PURDUE
- 23 St. Bonaventure vs. MICHIGAN
UW-Milwaukee at WISCONSIN
- 24 Lehigh at ILLINOIS
Florida Atlantic at IOWA
Virginia Tech vs. MICHIGAN
UNC Asheville at MINNESOTA
PENN STATE at Pennsylvania
- 25 Massachusetts vs. INDIANA
TBD vs. MICHIGAN
New Hampshire at N'WESTERN
Coppin State at OHIO STATE
- 26 Utah/Gonzaga vs. INDIANA
IOWA at Drake
- 27 Arkansas-Pine Bluff at ILLINOIS
TBD vs. INDIANA
IUPUI at NORTHWESTERN
TBD vs. PENN STATE
- 28 Montana vs. MICHIGAN STATE
- 29 Loyola-Mary./V'nova vs. MICH. ST.
OHIO STATE vs. Alabama
TBD vs. PENN STATE
- 30 Tennessee State at IOWA
Western Michigan at MICHIGAN
TBD vs. MICHIGAN STATE
Georgia at MINNESOTA
NORTHWESTERN at Kansas State
Louisville vs. PURDUE
WISCONSIN at UW-Green Bay



December

- 1 Western Illinois at ILLINOIS
North Texas State at INDIANA
Yale at PENN STATE
- 2 IOWA at Florida State
- 3 North Carolina at ILLINOIS
Maryland vs. INDIANA
Central Michigan at MICHIGAN
OHIO STATE vs. Duke
PENN STATE at Clemson
PURDUE at Xavier

- 4 Virginia at MICHIGAN STATE
Georgia Tech at MINNESOTA
NORTHWESTERN at N. Carolina St.
Wake Forest at WISCONSIN
- 6 Montana State at IOWA
Bethune Cookman at MINNESOTA
Middle Tennessee State at PURDUE
- 7 ILLINOIS vs. Arkansas
Illinois-Chicago at INDIANA
South. Miss./Jacksonville at IOWA
MICHIGAN at Duke
Bowling Green at NORTHWESTERN
Tennessee Tech at OHIO STATE
Pittsburgh at PENN STATE
IUPUI/San Diego at PURDUE
UNLV at WISCONSIN
- 8 Cleveland St. at MICHIGAN STATE
MINNESOTA at Nebraska
- 9 Vanderbilt at INDIANA
- 10 Eastern Illinois at ILLINOIS
Northern Iowa at IOWA
AK-Little Rock at MINNESOTA
- 11 Bowling Green at MICHIGAN
Temple at PENN STATE
New Hampshire at WISCONSIN
- 13 Iowa State at IOWA
- 14 Temple vs. ILLINOIS
Purdue vs. Indiana
Charleston Southern at MICHIGAN
MICHIGAN STATE at Kentucky
Farleigh Dickinson at MINNESOTA
Morehead State at OHIO STATE
Northeastern at PENN STATE
WISCONSIN at Marquette
- 17 Loyola, IL at MICHIGAN STATE
- 18 Elon at NORTHWESTERN
OHIO STATE at Pittsburgh
Belmont at PURDUE
- 19 Ill.-Chicago at NORTHWESTERN
- 20 Bucknell at PENN STATE
- 21 ILLINOIS vs. Missouri
INDIANA vs. Kentucky
Vanderbilt at MICHIGAN
South Florida at MICHIGAN STATE
Seton Hall at OHIO STATE
Arizona State vs. PURDUE
Texas Southern at WISCONSIN
- 22 Liberty at IOWA
MINNESOTA at Oregon
Fordham at NORTHWESTERN
- 23 Eastern Michigan at MICHIGAN
Radford at OHIO STATE
Ohio at WISCONSIN
- 28 ILLINOIS at Memphis
INDIANA at Temple
IOWA at Tulsa
MICHIGAN at UCLA
Jacksonville St. at MICHIGAN ST.
Texas Tech at MINNESOTA
Tennessee State at OHIO STATE
St. Francis, PA at PENN STATE
Valparaiso at PURDUE
- 30 Coppin State at ILLINOIS
Toledo at MICHIGAN STATE
Buffalo at NORTHWESTERN
Hampton at OHIO STATE
Colorado State at PURDUE
- 31 INDIANA at Ball State

January

- 2 San Francisco at MICHIGAN
Oral Roberts at MINNESOTA
Robert Morris at PENN STATE
WISCONSIN at Temple
- 4 Oakland at ILLINOIS
UNC-Charlotte at INDIANA
Missouri at IOWA
IUPUI at MICHIGAN
MICHIGAN STATE vs. Oklahoma
Sacred Heart at MINNESOTA
Long Island at NORTHWESTERN
Louisville at OHIO STATE
Buffalo at PENN STATE
Montana at PURDUE
Chicago State at WISCONSIN
- 7 ILLINOIS at MINNESOTA
- 8 PENN STATE at INDIANA
WISCONSIN at MICHIGAN
IOWA at NORTHWESTERN
- 9 OHIO STATE at MICHIGAN STATE
- 11 WISCONSIN at ILLINOIS
MICHIGAN STATE at IOWA
PENN STATE at MICHIGAN
INDIANA at OHIO STATE
NORTHWESTERN at PURDUE
- 14 MICHIGAN STATE at PURDUE
- 15 NORTHWESTERN at INDIANA
ILLINOIS at IOWA
MICHIGAN at OHIO STATE
MINNESOTA at WISCONSIN
- 18 ILLINOIS at INDIANA
MICHIGAN STATE at MINNESOTA
MICHIGAN at NORTHWESTERN
WISCONSIN at OHIO STATE
PURDUE at PENN STATE
- 21 OHIO STATE at INDIANA
- 22 PURDUE at ILLINOIS
MINNESOTA at MICHIGAN
PENN STATE at MICHIGAN STATE
IOWA at WISCONSIN
- 25 OHIO STATE at IOWA
NORTHWESTERN at MINNESOTA
ILLINOIS at PENN STATE
INDIANA at PURDUE
- 26 MICHIGAN STATE at MICHIGAN
- 28 INDIANA at MICHIGAN STATE
- 29 MICHIGAN at ILLINOIS
MINNESOTA at PENN STATE
OHIO STATE at PURDUE
NORTHWESTERN at WISCONSIN

February

- 1 PURDUE at IOWA
MICHIGAN at MINNESOTA
NORTHWESTERN at OHIO STATE
PENN STATE at WISCONSIN
INDIANA at Louisville
- 2 ILLINOIS at MICHIGAN STATE
- 5 MINNESOTA at OHIO STATE
INDIANA at NORTHWESTERN
IOWA at PENN STATE
WISCONSIN at PURDUE

WHO ONLY PLAYS ONCE

Illinois

Iowa (a), Northwestern (h),
Penn State (a), Ohio State (h)

INDIANA

Michigan (h), Purdue (a),
Minnesota (h), Wisconsin (a)

IOWA

Illinois (h), Minnesota (a),
Michigan (a), Purdue (h)

MICHIGAN

Indiana (a), Michigan State (h),
Iowa (h), Northwestern (a)

MICHIGAN STATE

Michigan (a), Wisconsin (a),
Penn State (h), Northwestern (h)

MINNESOTA

Iowa (h), Purdue (h),
Indiana (a), Ohio State (a)

NORTHWESTERN

Illinois (a), Penn State (h),
Michigan (h), Michigan State (a)

OHIO STATE

Penn State (a), Wisconsin (h),
Illinois (a), Minnesota (h)

PENN STATE

Northwestern (a), Ohio State (h),
Illinois (h), Michigan State (a)

PURDUE

Indiana (h), Minnesota (a),
Iowa (a), Wisconsin (h)

WISCONSIN

Michigan State (h), Ohio State (a),
Indiana (h), Purdue (a)

- 8 MICHIGAN STATE at INDIANA
IOWA at MICHIGAN
PURDUE at MINNESOTA
WISCONSIN at NORTHWESTERN
- 9 OHIO STATE at ILLINOIS
- 11 MICHIGAN STATE at WISCONSIN
- 12 MICHIGAN at INDIANA
IOWA at MINNESOTA
PURDUE at NORTHWESTERN
OHIO STATE at PENN STATE
- 15 PENN STATE at IOWA
OHIO STATE at MICHIGAN
N'WESTERN at MICHIGAN ST.
ILLINOIS at PURDUE
INDIANA at WISCONSIN
- 18 MICHIGAN STATE at ILLINOIS
- 19 INDIANA at IOWA
MINNESOTA at NORTHWESTERN
WISCONSIN at PENN STATE
MICHIGAN at PURDUE
- 22 NORTHWESTERN at ILLINOIS
WISCONSIN at IOWA
PENN STATE at MINNESOTA
PURDUE at OHIO STATE
- 23 Syracuse at MICHIGAN STATE
- 25 INDIANA at ILLINOIS
IOWA at OHIO STATE
- 26 MINNESOTA at MICHIGAN STATE
PENN STATE at PURDUE
MICHIGAN at WISCONSIN

March

- 1 IOWA at INDIANA
ILLINOIS at MICHIGAN
PURDUE at MICHIGAN STATE
PENN STATE at NORTHWESTERN
- 2 WISCONSIN at MINNESOTA
- 4 MINNESOTA at INDIANA
- 5 IOWA at MICHIGAN STATE
OHIO STATE at NORTHWESTERN
MICHIGAN at PENN STATE
ILLINOIS at WISCONSIN
- 8 NORTHWESTERN at IOWA
PURDUE at MICHIGAN

INDIANA at PENN STATE
- 8 or MINNESOTA at ILLINOIS
- 9 MICHIGAN STATE at OHIO STATE

SPORTS INFORMATION CONTACTS

Chicago State

Basketball SID: Mark Johnson
Office Phone: (773) 995-2217
Home Phone: (773) 445-4353
Email: m-johnson3@csu.edu
SID Fax: (773) 995-3656
Press Row Phone: (773) 995-3641
Website: www.csu.edu/athletics

Illinois

Basketball SID: Kent Brown
Office Phone: (217) 333-1391
Home Phone: (217) 469-0230
Email: kwbrown3@uiuc.edu
SID Fax: (217) 333-5540
Press Row Phone: (217) 333-1217
Website: www.fightingillini.com

Indiana

Basketball SID: Pete Rhoda
Office Phone: (812) 855-9794
Home Phone: (812) 339-9339
Email: prhoda@indiana.edu
SID Fax: (812) 855-9401
Press Row Phone: (812) 855-2754
Website: www.iuhoosiers.com

Iowa

Basketball SID: Steve Roe
Office Phone: (319) 335-9411
Home Phone: (319) 339-0980
Email: steven-roe@uiowa.edu
SID Fax: (319) 335-9417
Press Row Phone: (319) 335-7284
Website: www.hawkeyesports.com

Marquette

Basketball SID: John Farina
Office Phone: (414) 288-7447
Home Phone: TBA
Email: TBA
SID Fax: (414) 288-7447
Press Row Phone: (414) 227-0580
Website: www.gomarquette.com

Michigan

Basketball SID: Tom Wywrot
Office Phone: (734) 763-4423
Home Phone: (734) 528-0244
Email: twywrot@umich.edu
SID Fax: (734) 647-1188
Press Row Phone: (734) 998-7188
Website: MgoBlue.com

Michigan State

Basketball SID: Matt Larson
Office Phone: (517) 355-2271
Home Phone: (517) 349-4607
Email: larsonm9@msu.edu
SID Fax: (517) 353-9636
Press Row Phone: (517) 353-1626
Website: www.msuspartans.com

Minnesota

Basketball SID: Kyle Coughlin
Office Phone: (612) 625-4090
Home Phone: (952) 974-9911
Email: cough002@umn.edu
SID Fax: (612) 625-0359
Press Row Phone: (612) 626-1308
Website: www.gophersports.com

New Hampshire

Basketball SID: Scott Stapin
Office Phone: (603) 862-3906
Home Phone: (603) 332-7611
Email: smstapin@cisunix.unh.edu
SID Fax: (603) 862-3839
Press Row Phone: (603) 862-3181
Website: www.unhwildcats.com

Northwestern

Basketball SID: Mike Mahoney
Office Phone: (847) 491-7503
Home Phone: (847) 491-9369
Email: m-mahoney2@northwestern.edu
SID Fax: (847) 491-8818
Press Row Phone: (847) 491-8852
Website: www.nusports.com

Ohio

Basketball SID: Jim Stephan
Office Phone: (740) 593-1298
Home Phone: (740) 797-2247
Email: stephan@ohio.edu
SID Fax: (740) 597-1898
Press Row Phone: (740) 593-0516
Website: www.ohiobobcats.com

Ohio State

Basketball SID: Dan Wallenberg
Office Phone: (614) 292-4095
Home Phone: (614) 276-4792
Email: wallenberg.1@osu.edu
SID Fax: (614) 292-8547
Press Row Phone: (614) 688-5330
Website: www.ohiostatebuckeyes.com

Penn State

Basketball SID: Pat Donghia
Office Phone: (814) 865-1757
Home Phone: (814) 235-6745
Email: pad11@psu.edu
SID Fax: (814) 863-3165
Press Row Phone: (814) 863-3516
Website: www.GoPSUsports.com

Purdue

Basketball SID: Elliot Bloom
Office Phone: (765) 494-3202
Home Phone: (765) 532-4699
Email: hoopssid@purdue.edu
SID Fax: (765) 494-5447
Press Row Phone: (765) 494-6364
Website: www.purduesports.com

Temple

Basketball SID: Chet Zukowski
Office Phone: (215) 204-6912
Home Phone: (215) 633-0377
Email: chetzukowski@hotmail.com
SID Fax: (215) 294-7499
Press Row Phone: (215) 204-7445
Website: www.owlsports.com

Texas Southern

Basketball SID: Shaysa LaSalle
Office Phone: (713) 313-7270
Home Phone: TBA
Email: TBA
SID Fax: (713) 313-1045
Press Row Phone: TBA
Website: www.tsu.edu/athletics

UNLV

Basketball SID: Andy Grossman
Office Phone: (702) 895-3995
Home Phone: (702) 630-3949
Email: agrossman@ccmail.nevada.edu
SID Fax: (702) 895-0989
Press Row Phone: (702) 895-4600
Website: www.UNLVRebels.com

UW-Green Bay

Basketball SID: Brian Nicol
Office Phone: (920) 465-2498
Home Phone: (920) 406-5076
Email: nicolb@uwgb.edu
SID Fax: (920) 465-2357
Press Row Phone: (920) 494-0711
Website: www.uwgb.edu/athletics

UW-Milwaukee

Basketball SID: Kevin O'Connor
Office Phone: (414) 229-5674
Home Phone: (414) 961-0814
Email: kjoc@uwm.edu
SID Fax: (414) 229-6759
Press Row Phone: (414) 229-6276
Website: www.uwpanthers.com

Wake Forest


Basketball SID: Dean Buchan
Office Phone: (336) 758-5640
Home Phone: (336) 922-7049
Email: buchandw@wfu.edu
SID Fax: (336) 758-5140
Press Row Phone: (336) 727-2945
Website: www.wakeforestsports.com

2001-02 SEASON REVIEW

- Pgs. 110-113 - Season Notes
- Pg. 114 - Season Results
- Pg. 115 - Season Statistics
- Pg. 116 - Game-by-Game Statistics
- Pg. 117 - Team Highs/Lows
- Pg. 118 - Individual Superlatives
- Pgs. 119-129 - Season Boxscores
- Pgs. 130-132 - Big Ten Review



SEASON REVIEW



The Badgers earned a share of the Big Ten regular season title with a 74-54 victory over Michigan on Feb. 27 at the Kohl Center. It was Wisconsin's first Big Ten championship since 1947.

Season Capsule

Wisconsin finished the 2001-02 season with a 19-13 record, including an 11-5 mark in Big Ten Conference play. The Badgers earned a share of the Big Ten title for the first time since 1947 and were the league's No. 1 seed in the conference tournament. Wisconsin also advanced to its fourth consecutive NCAA Tournament, earning a No. 8 seed in the East Region. The UW defeated St. John's, 80-70, in the first round before falling to eventual national champion Maryland, 87-57, in the second round. Both games were played in Washington, D.C.

Head Coach Bo Ryan

Head coach Bo Ryan recorded the most successful first year in Wisconsin basketball history. Ryan led the Badgers to 19 wins, the most ever for a first-year coach, and the team's first Big Ten regular-season title since 1947. He is the 10th coach in conference history to win a league title in his first season and became the first Badger coach to be named Big Ten Coach of the Year. Ryan was also named national coach of the year by Collegeinsider.com.

Ryan earned his 400th career victory on Feb. 19 and owns a career record of 402-116 (.776). He coached at UW-Milwaukee for two seasons before taking over in Madison. Prior to UWM, he won

four Division III national championships and compiled a 353-76 (.822) record in 15 seasons at UW-Platteville.

We're No. 1

The Badgers earned a share of the Big Ten title for the first time since 1947 (the same year coach Ryan was born). It was the 15th Big Ten championship in UW history. That is tied with Illinois for the fourth-most in the conference.

Magic Number

Wisconsin won at least 11 Big Ten games for the eighth time in school history. It was just the second time since 1941 that the Badgers won 11 league games. Wisconsin went 11-7 in 1997. The 11-5 (.688) record was the UW's best conference winning percentage since 1962 (10-4, .714).

Dancing Again

The Badgers earned an NCAA tournament invitation for the fourth consecutive season, and the fifth time in six years. Seniors Travon Davis and Charlie Wills became the first UW players to play in four NCAA tournaments. Six Badgers, including junior Kirk Penney, have played in three tournaments.


Winning at the Right Time

The UW finished the regular season on a six-game winning streak. Wisconsin had not won its last six regular-season games since 1941, when the Badgers ended the regular season with 12 consecutive victories. UW won the NCAA Championship that season. Wisconsin was 15-5 in its last 20 regular-season games, with five victories over top-25 teams.

Awards and Honors

The Big Ten announced its annual award winners on March 5 and the Badgers were well represented. Bo Ryan became the first coach in UW history to be named Big Ten Coach of the Year while Kirk Penney was a consensus first-team all-conference selection, just UW's fifth since 1948. Penney was the only first-team honoree to also appear on the Academic All-Big Ten list. Senior Charlie Wills received honorable mention honors from the league's coaches.

Collegeinsider.com also recognized Ryan and Penney. The web site named Ryan its national coach of the year and awarded Penney its Big Ten MVP award.



Head Coach Bo Ryan became the first men's basketball coach in UW history to be named Big Ten Coach of the Year.

Exclusive Company

Wisconsin's 19 victories were fifth-best in UW history. The Badgers won 18 games in the regular season for just the fourth time in school history. The UW has won at least 18 games in five of the last six seasons (and just nine times in school history).

Exclusive Company II

The Badgers finished with a winning percentage higher than .590 for the fourth consecutive season. That's the first time that has happened since 1921-24.

Beat 'em All

The UW defeated all 10 Big Ten teams. They were the only team in the conference to do that in 2002. Illinois beat the 10 other conference teams on its way to a share of the 2001 Big Ten title. The UW last did it in 1940-41, the Badgers' only NCAA championship team.

Long Time Coming

Wisconsin finished with at least a .500 record in the Big Ten for the fourth consecutive season. That hadn't happened in Madison since 1941-44. The Badgers' 37 conference wins over the last four years are their highest four-year total since 1915-18.

Head of the Class

Seniors Travon Davis and Charlie Wills won 81 games in their UW careers. That is the most victories for one class in school history, breaking the old mark of 74 held by Maurice Linton, Mike Kelley, Andy Kowske and Mark Vershaw.


Home Cooking

The UW owns the longest home winning streak in the Big Ten, having won 11 consecutive games at the Kohl Center. The Badgers were 12-1 at home in 2001-02 and have won 46 of their last 54 games in Madison. Wisconsin went undefeated at home in the Big Ten for the first time since 1950. That was also the last time the UW had just one home loss overall.

Road Warriors

Wisconsin defeated Michigan State, Indiana and Minnesota on the road. That was the first time since the 1961-62 season that the UW has accomplished that

feat. The last Big Ten teams to do that were Illinois and Michigan, both of which completed the sweep in 1987-88.



Senior point guard Travon Davis had a 2.10 assist-to-turnover ratio, leading the Badgers to a Big Ten-best 12.9 turnovers per game.

On the Road Again

The Badgers played 14 road games, most among Big Ten teams. Wisconsin's six road wins were second only to Indiana (seven) among conference teams. Besides current head coach Bo Ryan, only two UW head coaches have won at least six road games in their first season. Walter Meanwell won seven road games his first year (1911-12) and Emmett Angell led UW to nine road wins in 1904-05.

Streak Busters

Wisconsin defeated No. 25 Michigan State, 64-63, on Jan. 12 in East Lansing. That win snapped the Spartans' Big Ten-record 53-game home winning streak. It was also the Badgers' first win over MSU since Jan. 6, 1999, a span of eight straight defeats.

Streak Busters, Part II

The Badgers' win over Indiana on Feb. 13 was the first for UW in Bloomington since Feb. 24, 1977. Ironically, current UW head coach Bo Ryan was in his first year as an assistant at Wisconsin. The Badgers had lost 22 consecutive games at IU.

PICKING UP THE PIECES

Wisconsin began the season with just one starter returning from the previous year's squad (Kirk Penney) and only two other players that had played more than five minutes a game in 2001-02 (Charlie Wills and Travon Davis). After the departure of five seniors (with 558 career games played between them) and the transfer of guard Ricky Bower (14.0 mpg. last year), the Badgers were left with a young roster. Then before the season started, sophomore Julian Swartz left the team (later transferred to UW-Green Bay), freshman guard Latrell Fleming was diagnosed with a career-ending heart ailment and freshman forward Andreas Helmigk suffered a season-ending knee injury. That left the UW with just eight healthy scholarship players, five of whom had never played more than 13 minutes in a collegiate game, on its 2001-02 roster.

Not Backing Down


According to the Sagarin Ratings, Wisconsin played the 11th-toughest schedule in the country and second-most difficult among Big Ten teams. Only Indiana (No. 2) played a tougher schedule than the Badgers. Wisconsin's schedule was ranked the toughest in the country in 1999-2000 and third-toughest in 2001-02.

Taking Care of the Rock

The UW averaged just 12.9 turnovers per game, fewest among Big Ten teams. That mark is good for fourth on Wisconsin's all-time single-season list. The Badgers were 12-2 when they committed less than 12 turnovers.

Smashing Debut

Guard Devin Harris turned in one of the best freshman seasons in UW history. He set Badger freshman marks for minutes played, three-pointers made, three-pointers attempted, free throws made and free throw percentage. His 32 starts also tied him with Sam Okey for most by a UW freshman. Harris ranked in the top four among Wisconsin frosh in games played, points, three-point percentage, free throw attempts and steals. Harris' 1,094 minutes played were fourth nationally among freshmen (according to STATS, Inc.) and third on the UW's single-season list.



Junior Kirk Penney was a consensus first-team All-Big Ten selection and led the Badgers with 15.1 points per game.

Balancing Act

Wisconsin was 14-0 when at least four Badgers reached double figures in points in a game. The UW had five players (Kirk Penney, Devin Harris, Charlie Wills, Mike Wilkinson and Freddie Owens) average more than 8.0 points per game, the first time that has happened since 1986-87.

Iron Men

For the first time in Wisconsin history, three players (Devin Harris, Kirk Penney and Travon Davis) played more than 1,000 minutes in a season. Those three players, along with Charlie Wills, each averaged more than 30.0 minutes per game.

Outside Threats

The Badgers made 211 three-point field goals, third-most in school history. Their 593 attempts was also the third-highest season total in UW annals. Six Badgers took more than 50 three-pointers. Kirk Penney (61) and Devin Harris (59) were the first UW teammates to record more than 55 treys in the same season.

Charity Case

Wisconsin made 471 free throws last season, fifth-best in school history. It was

only the second time since 1955 that the Badgers made more than 470 free throws. Their .719 free throw percentage was the team's second-best in the last 16 seasons. The UW was 9-1 when it tried at least 25 free throws.

For Starters

The Badgers used the same starting lineup for all 32 games, tipping off with seniors Travon Davis and Charlie Wills, junior Kirk Penney, sophomore Dave Mader and freshman Devin Harris.

Leading the Way

Point guard Travon Davis finished third in the Big Ten with a 2.10 assist-to-turnover ratio. That was the eighth-best mark in school history. Wisconsin was 12-3 when Davis committed fewer than two turnovers.

Third Time's a Charm

Kirk Penney was named co-Big Ten Player of the Week on Feb. 18 for his performance in leading the Badgers to victories at Indiana and at Minnesota. It was the third time that the Badger junior was named conference player of the week. That is the most ever in one season by a UW player and tied with Indiana's Jared Jeffries for the most of any Big Ten player in 2001-02. He also ties Michael Finley for the most career weekly honors for a Badger with three.

Back-to-Back

Kirk Penney was named Big Ten Player of the Week on Dec. 24 and Dec. 31. The last Big Ten standout to earn Player of the Week honors in consecutive weeks was Ohio State's Scoonie Penn on Feb. 15 and 22, 1999.

Many Happy Returns

Underclassmen scored 73.3 percent of Wisconsin's points, including 50.8 percent by freshmen and sophomores. Underclassmen also played 69.2 percent of the UW's minutes, with freshmen and sophomores accounting for 53.1 percent.


Little Big Man

Point guard Travon Davis was the smallest player on the Badgers' roster at 5-10. However, he finished the season fourth on the team in rebounding, averaging 4.3 boards per contest. He had a career-high

10 rebounds against Michigan and had 36 in his last six games (6.0 rpg.).

Beating Up the Big Boys

Wisconsin recorded a 5-3 mark against top-25 teams, defeating No. 14 Marquette, No. 7 Illinois, No. 25 Michigan State, No. 16 Ohio State and No. 22 Indiana. Head coach Bo Ryan is the first UW coach to win five games over ranked foes in his first season. It is only the second time in school history that a Badger team has won five games over ranked teams in the regular season (1998-99 is the other).



Devin Harris set UW freshman records for minutes played, three-pointers made, three-pointers attempted, free throws made and free throw percentage during his debut season.

Experienced Frosh

Wisconsin's freshmen (Devin Harris, Mike Wilkinson, Neil Plank, Clayton Hanson, Deandre Buchanan and Brent Boettcher) accounted for 34.1 percent of the team's minutes. That was the second-highest percentage in the Big Ten, behind only Michigan State (43.7 percent). It was also the highest percentage at the UW since Mike Kelley, Mark Vershaw, Andy Kowske, Maurice Linton and Chris Chambers accounted for 37.0 percent of the team's minutes in 1997-98.

Cal Who?


Senior Charlie Wills never missed a game (129 straight) in his UW career. He played more games for Wisconsin than any other player in UW history, surpassing the former record of 128 held by Mike Kelley, Andy Kowske and Mark Vershaw.

Talented Teammates


Devin Harris and Mike Wilkinson were among the most productive pair of freshmen teammates in the Big Ten. Harris was second on the UW in scoring (12.3 ppg.) and second among conference freshmen. Wilkinson led the Badgers and was second among Big Ten frosh in rebounding (5.3 rpg.). Harris, who was third in the conference in minutes played (34.2 mpg.), scored in double figures a team-best 22 times. Wilkinson, whose 9.3 points per game were fourth on the UW, led all Big Ten freshmen with four "double-doubles."

Close Calls

Half of the Badgers' games (16 out of 32) were decided by six points or less. Wisconsin was 9-7 in those games. Among Big Ten teams, Northwestern was second to UW with 11 games decided by six points or less.



Senior Charlie Wills never missed a game during his UW career, setting the school record with 129 career games played.



Wisconsin handed No. 14 Marquette its first loss of the season, an 86-73 decision at the Kohl Center on Dec. 22. The Badgers ended up sweeping their three in-state Division I rivals (Marquette, UW-Green Bay and UW-Milwaukee) for the third consecutive season.

Firepower Off the Bench

Sophomore Freddie Owens and freshman Mike Wilkinson provided the Badgers with a spark off the bench last season. Wilkinson was fourth on the team in scoring at 9.3 ppg., while Owens was fifth at 8.1. Wilkinson also led the team with 5.3 rebounds a game. Wilkinson and Owens averaged 28.2 and 23.8 minutes, respectively.

20 x 3

Kirk Penney scored more than 20 points in consecutive games against Furman (21), Marquette (33) and UW-Milwaukee (29). That's the first time a Badger reached the 20-point plateau in three straight games since Sean Mason in 1998-99 (22 vs. Fresno State, 29 at Michigan and 22 vs. Ohio State). Penney's 83 points over a three-game stretch were the most for a Badger since Michael Finley scored 93 in three games from Dec. 6-14, 1994.

Bombs Away

Devin Harris attempted a school-record 20 three-pointers in the Badgers' double overtime loss to Temple on Dec. 3. Harris also broke the previous Big Ten record of 19 set by Iowa's Chris Kingsbury vs. Long Island on Dec. 17, 1994. Harris attempted 161 three-pointers, a UW freshman record. The UW's 40 three-point attempts as a team vs. the Owls were also a school and conference record.

State Champs

Wisconsin's win over UW-Milwaukee secured the Badgers' third straight season sweep of their three in-state, Division I rivals. UW defeated UW-Green Bay, 70-57, Marquette, 86-73, and UW-Milwaukee, 81-79. Wisconsin owns a 12-game winning streak against UWGB, MU and UWM.

Experience Lost

Five seniors from the 2000-01 team (Roy Boone, Maurice Linton, Mike Kelley, Andy Kowske and Mark Vershaw) departed, including four starters. Those seniors accounted for 65 percent of the team's minutes played, 64 percent of the points, 61 percent of the rebounds and 74 percent of the assists last season. They also led the Badgers to three NCAA tournament appearances, including the 2000 Final Four.

SEASON RESULTS

**Record: 19-13 overall, 11-5 Big Ten (T1st Place)
 (12-1 Home; 6-8 Away; 1-4 Neutral; 5-3 vs. Ranked Teams)**

Date	Opp. (AP Rank)	W/L	Score	Att.	UW High Scorer	UW High Reb.
Nov. 17	at UNLV	L	69-74	10,769	Harris - 20	Wills - 10
Nov. 23	at Hawaii-Hilo&	W	78-62	1,225	Penney - 15	Wills - 9 Wills - 15
Nov. 24	vs. Weber State&	L	69-73	337	Harris - 19	Wills - 9
Nov. 25	vs. Hawaii&	L	57-60	312	Harris - 15	Davis - 7 Wilkinson - 7
Nov. 28	at Georgia Tech%	L	61-62	4,242	Davis - 14 Penney - 14	Davis - 6
Dec. 1	UW-GREEN BAY	W	70-57	15,671	Penney - 15	Wills - 9
Dec. 3	TEMPLE	L	67-70 (20T)	15,132	Owens - 23	Harris - 13
Dec. 8	at Ohio	W	77-71	9,059	Harris - 24	Owens - 9
Dec. 10	at Xavier	L	48-57	10,250 - c	Harris - 10	Mader - 6
Dec. 15	FURMAN	W	68-60	14,956	Penney - 21	Wilkinson - 11
Dec. 22	MARQUETTE (14)	W	86-73	17,142 - c	Penney - 33	Wilkinson - 12
Dec. 27	at UW-Milwaukee	W	81-79	4,903 - c	Penney - 29	Penney - 13
Dec. 29	TENNESSEE	W	65-62	16,516	Penney - 16	Harris - 6 Owens - 6
Jan. 2	at Iowa (9)	L	57-69	15,500 - c	Penney - 22	Penney - 8
Jan. 5	ILLINOIS (7)	W	72-66	17,142 - c	Wills - 19	Wills - 7
Jan. 9	at Penn State	L	49-51	8,216	Penney - 17	Davis - 9
Jan. 12	at Michigan State (25)	W	64-63	14,759 - c	Wills - 17	Wilkinson - 6
Jan. 16	MINNESOTA	W	73-64	16,363	Penney - 19	Wilkinson - 10
Jan. 19	PURDUE	W	77-66	17,142 - c	Harris - 16 Wilkinson - 16	Wilkinson - 10
Jan. 23	at Illinois (9)	L	48-80	16,500 - c	Harris - 13 Owens - 13	Wills - 6
Jan. 26	PENN STATE	W	66-63	17,142 - c	Penney - 20	Wills - 9
Jan. 30	at Northwestern	L	60-69	3,935	Owens - 20	Wills - 6
Feb. 2	at Michigan	L	53-64	10,995	Wills - 16	Penney - 6
Feb. 6	OHIO STATE (16)	W	94-92 (OT)	16,228	Wills - 21 Penney - 21	Penney - 10
Feb. 9	NORTHWESTERN	W	73-44	17,142 - c	Wills - 16	Penney - 12
Feb. 13	at Indiana (22)	W	64-63	17,456 - c	Wills - 17	Wilkinson - 7
Feb. 16	at Minnesota	W	67-62	14,854 - c	Penney - 30	Davis - 8
Feb. 19	IOWA	W	64-56	17,142 - c	Harris - 20	Wills - 6 Penney - 6
Feb. 27	MICHIGAN	W	74-54	17,142 - c	Harris - 21 Penney - 21	Davis - 10
March 8	vs. Iowa#	L	56-58	18,996	Penney - 19	Davis - 9
March 15	vs. St. John's\$	W	80-70	18,770	Penney - 19	Wills - 9
March 17	vs. Maryland (4)\$	L	57-87	18,789	Wills - 17	Mader - 8

* - exhibition game

& - at City Bank/Aloha Airlines Big Island Basketball Invitational, Hilo, Hawaii

% - Big Ten-ACC Challenge

- at Big Ten Tournament, Indianapolis, Ind.

\$ - at NCAA Tournament First and Second Rounds, Washington, D.C.

c - capacity crowd

Home games in ALL CAPS

SEASON STATISTICS

Overall: 19-13 Home: 12-1 Away: 6-8 Neutral: 1-4

No.	PLAYER	GP-GS	MIN.-AVG.	FG-FGA	Pct.	3FG-FGA	Pct.	FT-FTA	Pct.	REBOUNDS		PF-FO	A	TO	BLK	STL	Pts	Avg.
										O-D-TOTAL	AVG.							
20	Penney, Kirk	32-32	1040-32.5	167-368	.454	62-161	.385	86-112	.768	33-124-157	4.9	66-2	55	79	3	20	482	15.1
34	Harris, Devin	32-32	1094-34.2	117-283	.413	59-161	.366	101-130	.777	19-86-105	3.3	68-0	56	53	18	43	394	12.3
40	Wills, Charlie	32-32	965-30.2	112-235	.477	31-83	.373	70-106	.660	46-119-165	5.2	91-3	58	66	8	18	325	10.2
54	Wilkinson, Mike	32-0	903-28.2	94-212	.443	18-54	.333	93-123	.756	75-96-171	5.3	77-1	48	51	14	40	299	9.3
24	Owens, Freddie	32-0	760-23.8	108-240	.450	20-55	.364	24-40	.600	27-60-87	2.7	67-2	30	45	0	23	260	8.1
02	Davis, Travon	32-32	1032-32.2	79-192	.411	15-52	.288	75-112	.670	19-120-139	4.3	74-2	126	60	1	29	248	7.8
30	Mader, Dave	32-32	466-14.6	41-98	.418	0-0	.000	14-21	.667	42-41-83	2.6	77-2	21	39	14	9	96	3.0
25	Plank, Neil	27-0	173-6.4	8-34	.235	4-18	.222	5-7	.714	10-14-24	0.9	13-0	10	11	1	5	25	0.9
13	Hanson, Clayton	14-0	36-2.6	4-12	.333	2-9	.222	2-2	1.000	1-3-4	0.3	3-0	2	3	1	1	12	0.9
32	Buchanan, Deandre	2-0	1-0.5	1-1	1.000	0-0	.000	0-0	.000	0-0-0	0.0	1-0	0	0	0	0	2	1.0
12	Peek, Max	2-0	1-0.5	0-0	.000	0-0	.000	1-2	.500	0-0-0	0.0	0-0	0	0	0	0	1	0.5
03	Ukawuba, Ike	4-0	3-0.8	0-0	.000	0-0	.000	0-0	.000	0-0-0	0.0	0-0	1	1	0	0	0	0.0
52	Boettcher, Brent	2-0	1-0.5	0-0	.000	0-0	.000	0-0	.000	0-0-0	0.0	0-0	0	0	0	0	0	0.0
10	Jackson, Michael	1-0	0-0.0	0-0	.000	0-0	.000	0-0	.000	0-0-0	0.0	0-0	0	0	0	0	0	0.0
TEAM										56-41-97	3.0	0	6					
TOTAL		32	6475	731-1675	.436	211-593	.356	471-655	.719	328-704-1032	32.2	537-12	407	414	60	188	2144	67.0
OPPONENTS		32	6475	778-1707	.456	192-551	.348	353-515	.685	309-729-1038	32.4	633-	398	436	98	209	2101	65.7

SCORE BY PERIODS:	1ST	2ND	OT	OT2	TOTAL
Wisconsin	987	1130	20	7	2144
Opponents	960	1113	18	10	2101

DEADBALL REBOUNDS:	OFF	DEF	TOTAL
Wisconsin	60	14	74
Opponents	65	10	75

Big Ten: 11-5 (T1st) Home: 8-0 Away: 3-5

No.	PLAYER	GP-GS	MIN.-AVG.	FG-FGA	Pct.	3FG-FGA	Pct.	FT-FTA	Pct.	REBOUNDS		PF-FO	A	TO	BLK	STL	Pts	Avg.
										O-D-TOTAL	AVG.							
20	Penney, Kirk	16-16	537-33.6	84-182	.462	29-78	.372	47-59	.797	17-64-81	5.1	33-1	30	38	2	12	244	15.3
34	Harris, Devin	16-16	547-34.2	57-132	.432	27-75	.360	45-62	.726	6-39-45	2.8	28-0	32	26	5	22	186	11.6
40	Wills, Charlie	16-16	499-31.2	58-126	.460	17-47	.362	47-65	.723	24-58-82	5.1	46-1	36	32	6	13	180	11.3
54	Wilkinson, Mike	16-0	442-27.6	49-103	.476	4-16	.250	43-54	.796	41-42-83	5.2	41-1	27	24	11	26	145	9.1
02	Davis, Travon	16-16	508-31.8	41-101	.406	3-23	.130	29-51	.569	11-61-72	4.5	35-1	52	31	1	13	114	7.1
24	Owens, Freddie	16-0	368-23.0	45-106	.425	13-30	.433	5-11	.455	9-24-33	2.1	30-2	11	17	0	11	108	6.8
30	Mader, Dave	16-16	247-15.4	29-65	.446	0-0	.000	9-14	.643	21-19-40	2.5	44-2	9	21	10	5	67	4.2
25	Plank, Neil	12-0	57-4.8	1-13	.077	0-7	.000	2-3	.667	4-6-10	0.8	6-0	2	0	1	1	4	0.3
13	Hanson, Clayton	7-0	15-2.1	1-3	.333	0-2	.000	2-2	1.000	0-2-2	0.3	0-0	1	1	1	1	4	0.6
32	Buchanan, Deandre	1-0	1-1.0	1-1	1.000	0-0	.000	0-0	.000	0-0-0	0.0	1-0	0	0	0	0	2	2.0
12	Peek, Max	1-0	1-1.0	0-0	.000	0-0	.000	1-2	.500	0-0-0	0.0	0-0	0	0	0	0	1	1.0
03	Ukawuba, Ike	1-0	2-2.0	0-0	.000	0-0	.000	0-0	.000	0-0-0	0.0	0-0	0	0	0	0	0	0.0
52	Boettcher, Brent	1-0	1-1.0	0-0	.000	0-0	.000	0-0	.000	0-0-0	0.0	0-0	0	0	0	0	0	0.0
TEAM										34-14-48	3.0	0	2					
TOTAL		16	3225	366-832	.440	93-278	.335	230-323	.712	167-329-496	31.0	264-8	200	192	37	104	1055	65.9
OPPONENTS		16	3225	379-818	.463	88-266	.331	180-256	.703	153-363-516	32.2	314-	207	225	47	85	1026	64.1

SCORE BY PERIODS:	1ST	2ND	OT	TOTAL
Wisconsin	482	560	13	1055
Opponents	494	521	11	1026

DEADBALL REBOUNDS:	OFF	DEF	TOTAL
Wisconsin	26	2	28
Opponents	32	2	34

GAME-BY-GAME STATISTICS

	BADGER STARTERS	FG-FGA	PCT.	3P-3PA	PCT.	FT-FTA	PCT.	REB.		PF	A	TO	BK	ST	FINAL SCORE			FINAL
								O-D-T							1ST	2ND	OT	
Wisconsin	Pen, Wil, Mad, Har, Dav	25-58	.431	9-25	.360	10-15	.667	10-22-32	19	9	16	0	4	29	40	--	69	
@ UNLV		31-55	.564	2-8	.250	10-20	.500	9-26-35	15	14	18	4	10	36	38	--	74	
Wisconsin	Pen, Wil, Mad, Har, Dav	28-55	.509	5-17	.294	17-23	.739	10-31-41	14	16	16	2	5	31	47	--	78	
@ Hawaii-Hilo		23-61	.377	8-22	.364	8-13	.615	10-19-29	17	12	13	2	8	30	32	--	62	
Wisconsin	Pen, Wil, Mad, Har, Dav	24-60	.400	6-24	.250	15-21	.714	13-29-42	19	13	9	2	4	32	37	--	69	
vs. Weber State		25-61	.410	11-22	.500	12-20	.600	13-26-39	19	7	7	1	4	28	45	--	73	
Wisconsin	Pen, Wil, Mad, Har, Dav	18-49	.367	5-15	.333	16-26	.615	15-20-35	21	9	13	2	5	30	27	--	57	
vs. Hawaii		23-50	.460	3-11	.273	11-19	.579	13-20-33	21	11	14	3	4	32	28	--	60	
Wisconsin	Pen, Wil, Mad, Har, Dav	20-51	.392	10-26	.385	11-15	.733	7-19-26	16	16	17	1	9	39	22	--	61	
@ Georgia Tech		25-55	.455	5-14	.357	7-10	.700	11-23-34	17	17	19	4	8	27	35	--	62	
Wisconsin	Pen, Wil, Mad, Har, Dav	28-51	.549	4-11	.364	10-13	.769	10-25-35	16	14	14	2	6	41	29	--	70	
UW-Green Bay		22-49	.449	3-13	.231	10-19	.526	7-16-23	19	8	12	2	8	21	36	--	57	
Wisconsin	Pen, Wil, Mad, Har, Dav	22-65	.338	11-40	.275	12-18	.667	17-27-44	18	13	13	1	1	20	33	7-7	67	
Temple		25-62	.403	9-31	.290	11-17	.647	11-29-40	19	5	11	3	9	31	22	10-7	70	
Wisconsin	Pen, Wil, Mad, Har, Dav	22-55	.400	13-28	.464	20-29	.690	10-29-39	19	13	16	2	5	34	43	--	77	
@ Ohio		28-58	.483	8-14	.571	7-13	.538	6-30-36	26	15	14	4	10	36	35	--	71	
Wisconsin	Pen, Wil, Mad, Har, Dav	21-60	.350	4-15	.267	2-5	.400	12-22-34	18	12	14	0	5	21	27	--	48	
@ Xavier		21-46	.457	2-11	.182	13-16	.813	4-28-32	15	11	14	5	6	33	24	--	57	
Wisconsin	Pen, Wil, Mad, Har, Dav	24-52	.462	7-17	.412	13-18	.722	11-22-33	11	15	10	0	2	27	41	--	68	
Furman		22-53	.415	9-21	.429	7-8	.875	10-21-31	20	13	14	1	7	21	39	--	60	
Wisconsin	Pen, Wil, Mad, Har, Dav	29-50	.580	9-14	.643	19-30	.633	9-19-28	20	19	10	2	5	37	49	--	86	
Marquette		24-50	.480	7-21	.333	18-23	.783	10-18-28	29	13	16	4	5	21	52	--	73	
Wisconsin	Pen, Wil, Mad, Har, Dav	26-47	.553	5-14	.357	24-27	.889	5-29-34	16	11	19	4	5	39	42	--	81	
@ UW-Milwaukee		30-73	.411	9-30	.300	10-15	.667	11-18-29	22	18	9	2	12	27	52	--	79	
Wisconsin	Pen, Wil, Mad, Har, Dav	17-44	.386	9-21	.429	22-26	.846	8-20-28	11	12	10	1	5	31	34	--	65	
Tennessee		24-54	.444	8-15	.533	6-12	.500	10-22-32	20	12	9	5	7	33	29	--	62	
Wisconsin	Pen, Wil, Mad, Har, Dav	20-56	.357	4-16	.250	13-16	.813	11-22-33	19	13	15	0	9	27	30	--	57	
@ Iowa		24-56	.429	5-13	.385	16-23	.696	15-26-41	18	12	13	2	8	36	33	--	69	
Wisconsin	Pen, Wil, Mad, Har, Dav	21-45	.467	7-20	.350	23-33	.697	7-17-24	17	14	11	4	8	26	46	--	72	
Illinois		24-50	.480	5-17	.294	13-16	.813	8-22-30	22	15	18	1	4	31	35	--	66	
Wisconsin	Pen, Wil, Mad, Har, Dav	19-48	.396	3-14	.214	8-8	1.000	9-28-37	15	9	17	6	5	21	28	--	49	
@ Penn State		17-55	.309	7-23	.304	10-14	.714	12-19-31	11	9	11	2	6	24	27	--	51	
Wisconsin	Pen, Wil, Mad, Har, Dav	25-59	.424	4-21	.190	10-13	.769	13-15-28	15	13	7	3	9	28	36	--	64	
@ Michigan State		22-45	.489	5-13	.385	14-16	.875	10-23-33	18	13	16	6	5	32	31	--	63	
Wisconsin	Pen, Wil, Mad, Har, Dav	22-55	.400	6-24	.250	23-28	.821	10-21-31	21	9	9	3	10	34	39	--	73	
Minnesota		25-55	.455	3-17	.176	11-18	.611	14-27-41	25	11	20	4	3	35	29	--	64	
Wisconsin	Pen, Wil, Mad, Har, Dav	27-49	.551	10-15	.667	13-21	.619	9-22-31	14	18	13	2	6	43	34	--	77	
Purdue		25-52	.481	9-24	.375	7-12	.583	8-18-26	22	10	13	3	4	31	35	--	66	
Wisconsin	Pen, Wil, Mad, Har, Dav	17-47	.362	3-15	.200	11-21	.524	15-12-27	12	8	21	2	8	23	25	--	48	
@ Illinois		30-51	.588	10-20	.500	10-14	.714	10-23-33	20	25	16	3	10	46	34	--	80	
Wisconsin	Pen, Wil, Mad, Har, Dav	22-48	.458	2-7	.286	20-30	.667	15-21-36	16	8	15	4	5	32	34	--	66	
Penn State		21-49	.429	7-17	.412	14-18	.778	8-19-27	25	13	13	1	7	20	43	--	63	
Wisconsin	Pen, Wil, Mad, Har, Dav	23-48	.479	8-24	.333	6-14	.429	6-22-28	21	19	10	2	1	22	38	--	60	
@ Northwestern		20-47	.426	7-21	.333	22-27	.815	7-26-33	14	13	6	2	7	25	44	--	69	
Wisconsin	Pen, Wil, Mad, Har, Dav	18-57	.316	4-15	.267	13-19	.684	15-20-35	19	8	13	2	5	22	31	--	53	
@ Michigan		22-45	.489	3-10	.300	17-20	.850	5-26-31	19	10	15	4	4	37	27	--	64	
Wisconsin	Pen, Wil, Mad, Har, Dav	27-59	.458	4-23	.174	36-46	.783	18-21-39	25	11	14	3	7	38	43	13	94	
Ohio State		32-64	.500	4-10	.400	24-32	.750	16-24-40	32	11	13	1	7	39	42	11	92	
Wisconsin	Pen, Wil, Mad, Har, Dav	27-49	.551	5-14	.357	4-18	.778	6-26-32	13	12	10	1	4	26	47	--	73	
Northwestern		20-48	.417	4-16	.250	0-7	.000	7-18-25	21	7	15	1	7	24	20	--	44	
Wisconsin	Pen, Wil, Mad, Har, Dav	27-56	.482	7-15	.467	3-5	.600	11-19-30	14	14	8	2	5	40	24	--	64	
@ Indiana		25-51	.490	6-15	.400	7-9	.778	9-20-29	13	14	11	8	4	35	28	--	63	
Wisconsin	Pen, Wil, Mad, Har, Dav	21-51	.412	9-23	.391	16-21	.762	7-22-29	14	14	11	0	5	29	38	--	67	
@ Minnesota		26-54	.481	4-18	.222	6-10	.600	8-26-34	20	20	14	3	4	34	28	--	62	
Wisconsin	Pen, Wil, Mad, Har, Dav	23-48	.479	4-13	.308	14-17	.824	6-18-24	14	14	11	1	10	23	41	--	64	
Iowa		23-48	.479	6-18	.333	4-10	.400	11-22-33	18	11	18	0	4	22	34	--	56	
Wisconsin	Pen, Wil, Mad, Har, Dav	27-57	.474	13-19	.684	7-13	.538	13-23-36	15	16	7	2	7	48	26	--	74	
Michigan		23-48	.479	3-14	.214	5-10	.500	9-26-35	16	13	13	6	1	23	31	--	54	
Wisconsin	Pen, Wil, Mad, Har, Dav	19-43	.442	7-14	.500	11-12	.917	5-19-24	18	10	22	0	9	26	30	--	56	
vs. Iowa		20-44	.455	5-12	.417	13-17	.765	7-20-27	17	7	18	5	13	21	37	--	58	
Wisconsin	Pen, Wil, Mad, Har, Dav	21-44	.477	9-15	.600	29-40	.725	7-22-29	18	14	9	0	8	38	42	--	80	
vs. St. John's		24-56	.429	7-24	.292	15-19	.789	11-22-33	29	11	13	1	4	31	39	--	70	
Wisconsin	Pen, Wil, Mad, Har, Dav	21-59	.356	5-19	.263	10-14	.714	12-20-32	19	11	14	4	6	30	27	--	57	
vs. Maryland		32-62	.516	8-16	.500	15-18	.833	13-28-41	14	17	10	5	9	38	49	--	87	

2001-02 SEASON REVIEW

TEAM HIGHS AND LOWS

■ Wisconsin Highs

POINTS: 94 vs. Ohio State (02/06/02)
 FIELD GOALS MADE: 29 vs. Marquette (12/22/01)
 FIELD GOAL ATTEMPTS: 65 vs. Temple (12/03/01)
 FIELD GOAL PCT.: .580 (29-50) vs Marquette (12/22/01)
 3-PT FIELD GOALS MADE: 13 vs. Michigan (02/27/02) and
 at Ohio (12/8/01)
 3-PT FG ATTEMPTS: 40 vs. Temple (12/03/01)
 3-PT FG PCT.: .684 (13-19) vs Michigan (02/27/02)
 FREE THROWS MADE: 36 vs. Ohio State (02/06/02)
 FREE THROW ATTEMPTS: 46 vs. Ohio State (02/06/02)
 FREE THROW PCT.: 1.000 (8-8) at Penn State (1/9/02)
 REBOUNDS: 44 vs. Temple (12/03/01)
 ASSISTS: 19 at Northwestern (01/30/02) and
 vs. Marquette (12/22/01)
 STEALS: 10 vs. Iowa (02/19/02) and vs. Minnesota (1/16/02)
 BLOCKED SHOTS: 6 at Penn State (1/9/02)
 TURNOVERS: 22 vs. Iowa Hawkeyes (2/8/02)
 FOULS: 25 vs. Ohio State (02/06/02)

■ Wisconsin Lows

POINTS: 48 at Xavier (12/10/01) and at Illinois (01/23/02)
 FIELD GOALS MADE: 17 vs. Tennessee (12/29/01) and
 at Illinois (01/23/02)
 FIELD GOAL ATTEMPTS: 43 vs. Iowa (2/8/02)
 FIELD GOAL PCT.: .316 (18-57) at Michigan (02/02/02)
 3-PT FIELD GOALS MADE: 2 vs. Penn State (01/26/02)
 3-PT FG ATTEMPTS: 7 vs. Penn State (01/26/02)
 3-PT FG PCT.: .174 (4-23) vs Ohio State (02/06/02)
 FREE THROWS MADE: 2 at Xavier (12/10/01)
 FREE THROW ATTEMPTS: 5 at Xavier (12/10/01) and
 at Indiana (02/13/02)
 FREE THROW PCT.: .400 (2-5) at Xavier (12/10/01)
 REBOUNDS: 24 vs. Illinois (01/05/02), vs. Iowa (02/19/02) and
 vs. Iowa (2/8/02)
 ASSISTS: 8 at Illinois (01/23/02), vs. Penn State (01/26/02) and
 at Michigan (02/02/02)
 STEALS: 1 vs. Temple (12/03/01) and
 at Northwestern (01/30/02)
 BLOCKED SHOTS: 0 at UNLV (11/17/01), at Xavier (12/10/01),
 vs. Furman (12/15/01), at Iowa (1/2/02), at Minnesota
 (2/16/02), vs Iowa (2/8/02) and vs. St. John's (03/15/02)
 TURNOVERS: 7 at Michigan State (1/12/02) and
 vs. Michigan (02/27/02)
 FOULS: 11 vs. Furman (12/15/01) and vs. Tennessee (12/29/01)

■ Opponent Highs

POINTS: 92, Ohio State (02/06/02)
 FIELD GOALS MADE: 32, Maryland (03/17/02) and
 Ohio State (02/06/02)
 FIELD GOAL ATTEMPTS: 73, UW-Milwaukee (12/27/01)
 FIELD GOAL PCT.: .588, (30-51) Illinois (01/23/02)
 3-PT FIELD GOALS MADE: 11, Weber State (11/24/01)
 3-PT FG ATTEMPTS: 31, Temple (12/03/01)
 3-PT FG PCT.: .571, (8-14) Ohio (12/8/01)
 FREE THROWS MADE: 24 vs. Ohio State (02/06/02)
 FREE THROW ATTEMPTS: 32, Ohio State (02/06/02)
 FREE THROW PCT.: .875, (14-16) Michigan State (1/12/02) and
 (7-8) vs. Furman (12/15/01)
 REBOUNDS: 41, Maryland (03/17/02), vs. Minnesota (1/16/02)
 and at Iowa (1/2/02)
 ASSISTS: 25, Illinois (01/23/02)
 STEALS: 13, Iowa (2/8/02)
 BLOCKED SHOTS: 8, Indiana (02/13/02)
 TURNOVERS: 20, Minnesota (1/16/02)
 FOULS: 32, Ohio State (02/06/02)

■ Opponent Lows

POINTS: 44, Northwestern (02/09/02)
 FIELD GOALS MADE: 17, Penn State (1/9/02)
 FIELD GOAL ATTEMPTS: 44, Iowa (2/8/02)
 FIELD GOAL PCT.: .309, (17-55) Penn State (1/9/02)
 3-PT FIELD GOALS MADE: 2, UNLV (11/17/01) and
 Xavier (12/10/01)
 3-PT FG ATTEMPTS: 8, UNLV (11/17/01)
 3-PT FG PCT.: .176, (3-17) Minnesota (1/16/02)
 FREE THROWS MADE: 0, Northwestern (02/09/02)
 FREE THROW ATTEMPTS: 7, Northwestern (02/09/02)
 FREE THROW PCT.: .000, (0-7) Northwestern (02/09/02)
 REBOUNDS: 23, UW-Green Bay (12/01/01)
 ASSISTS: 5, Temple (12/03/01)
 STEALS: 1, Michigan (02/27/02)
 BLOCKED SHOTS: 0, Iowa (02/19/02)
 TURNOVERS: 6, Northwestern (01/30/02)
 FOULS: 11, Penn State (1/9/02)

INDIVIDUAL SUPERLATIVES

	WISCONSIN	OPPONENTS
Points	33, Kirk Penney vs. Marquette (12/22/01)	47, Lynn Greer, Temple (12/3/01)
Field Goals	13, Kirk Penney vs. Marquette (12/22/01)	18, Lynn Greer, Temple (12/3/01)
Field Goal Attempts	24, Devin Harris vs. Temple (12/3/01)	38, Lynn Greer, Temple (12/3/01)
Field Goal Pct. (5 made)	.875 (7-8), Freddie Owens at Northwestern (1/30/02)	.889 (8-9), Chris Young, Michigan (2/27/02)
3-Point FG	6, Devin Harris vs. Temple (12/3/01) 6, Kirk Penney at Minnesota (2/16/02)	6, Lynn Greer, Temple (12/3/01)
3-Point FG Att.	20, Devin Harris vs. Temple (12/3/01)	16, Lynn Greer, Temple (12/3/01)
3-Point FG Pct. (3 made)	1.000 (3-3), Freddie Owens vs. Michigan (2/27/02)	1.000 (3-3), Jon Sanderson, Ohio (12/8/01)
Free Throws Made	13, Mike Wilkinson vs. Ohio State (2/6/02)	9, Winston Blake, Northwestern (1/30/02)
Free Throw Attempts	16, Mike Wilkinson vs. Ohio State (2/6/02)	13, Greg Babcock, UW-Green Bay (12/1/01)
Free Throw Pct. (6 made)	1.000 (6-6), Travon Davis at Georgia Tech (11/28/01) 1.000 (6-6), Devin Harris at UNLV (11/17/01)	1.000 (6-6), Dwyane Wade, Marquette (12/22/01) 1.000 (6-6), Cordell Henry, Marquette (12/22/01) 1.000 (6-6), Luke Recker, Iowa (3/8/02)
Rebounds	13, Devin Harris vs. Temple (12/3/01) 13, Kirk Penney at UW-Milwaukee (12/27/01)	17, Reggie Evans, Iowa (1/2/02)
Assists	8, Travon Davis vs. Temple (12/3/01)	8, Tony Akins, Georgia Tech (11/28/01)
Blocked Shots	3, Devin Harris vs. Illinois (1/5/02) 3, Dave Mader at Penn State (1/9/02) 3, Mike Wilkinson vs. Ohio State (2/6/02)	6, Jeff Newton, Indiana (2/13/02)
Steals	4, Mike Wilkinson at Michigan State (1/12/02) 4, Devin Harris vs. Iowa (3/8/02)	5, Luke Recker, Iowa (3/8/02)
Minutes Played	47, Devin Harris vs. Temple (12/3/01)	50, Lynn Greer, Temple (12/3/01) 50, Nile Murry, Temple (12/3/01) 50, Alex Polk, Temple (12/3/01)

SEASON BOXSCORES

UNLV 74, UW 69

November 17, 2001
Las Vegas, Nevada
Thomas & Mack Center - 10,769

WISCONSIN	MP	FG	3P	FT	R	F	TP
Wills	34	2-4	0-0	2-2	10	2	6
Mader	13	1-1	0-0	0-0	2	3	2
Davis	27	4-10	0-2	3-3	4	3	11
Penney	31	6-14	3-8	0-2	4	2	15
Harris	35	6-12	5-8	3-5	1	3	20
Owens	20	3-10	0-2	0-0	2	2	6
Plank	9	0-2	0-2	0-0	1	0	0
Wilkinson	31	3-5	1-3	2-3	4	4	9
team					4		
TOTALS	200	25-58	9-25	10-15	32	19	69
		(.431)	(.360)	(.667)			

ASSISTS: 9 (Mader 2, Harris 2, Plank 2, Wills 1, Davis 1, Wilkinson 1)

TURNOVERS: 16 (Wills 6, Davis 3, Wilkinson 3, Mader 2, Penney 1, Harris 1)

BLOCKED SHOTS: 0

STEALS: 4 (Wills 1, Davis 1, Owens 1, Wilkinson 1)

UNLV	MP	FG	3P	FT	R	F	TP
D. Johnson	35	8-16	0-1	2-3	7	2	18
Pearson	15	0-1	0-0	1-2	5	2	1
Richardson	31	7-10	0-0	1-1	5	3	15
Banks	38	9-13	1-3	2-8	6	3	21
Booker	36	0-3	0-1	0-2	2	3	0
L. Johnson	7	0-1	0-1	0-0	0	0	0
Kelly	27	6-9	1-2	4-4	5	1	17
Holden	11	1-2	0-0	0-0	5	1	2
team					0		
TOTALS	200	31-55	2-8	10-20	35	15	74
		(.564)	(.250)	(.500)			

ASSISTS: 14 (D. Johnson 5, Kelly 4, Booker 2, Pearson 1, Richardson 1, Banks 1)

TURNOVERS: 18 (Banks 5, Kelly 5, D. Johnson 2, Pearson 2, Richardson 2, L. Johnson 1, team 1)

BLOCKED SHOTS: 4 (D. Johnson 2, Banks 1, Kelly 1)

STEALS: 10 (D. Johnson 4, Banks 4, Pearson 1, Kelly 1)

HALFTIME: UNLV 36, Wisconsin 29

OFFICIALS: O'Neill, Hightower, Welmer

UW 78, Hawaii-Hilo 62

November 23, 2001
Hilo, Hawaii
Afook-Chinen Civic Aud. - 1,225

WISCONSIN	MP	FG	3P	FT	R	F	TP
Davis	33	1-4	0-1	3-4	4	3	5
Penney	28	6-10	2-6	1-3	5	2	15
Mader	9	1-1	0-0	2-2	3	1	4
Harris	31	4-7	1-3	4-4	5	3	13
Wills	31	6-11	1-3	2-3	9	1	15
Ukawuba	1	0-0	0-0	0-0	0	0	0
Hanson	1	0-0	0-0	0-0	0	0	0
Owens	28	5-9	0-1	3-5	2	1	13
Plank	9	2-3	1-1	0-0	1	1	5
Wilkinson	29	3-10	0-2	2-2	7	2	8
team					5		
TOTALS	200	28-55	5-17	17-23	41	14	78
		(.509)	(.294)	(.739)			

ASSISTS: 16 (Davis 7, Wilkinson 3, Owens 2, Wills 2, Harris 1, Ukawuba 1)

TURNOVERS: 16 (Penney 4, Wills 3, Owens 3, Harris 2, Davis 1, Mader 1, Plank 1, Wilkinson 1)

BLOCKED SHOTS: 2 (Harris 1, Wilkinson 1)

STEALS: 5 (Davis 2, Wilkinson 2, Plank 1)

HAWAII-HILO	MP	FG	3P	FT	R	F	TP
LaQua	36	3-12	2-7	0-0	4	1	8
Prather	35	3-9	2-7	2-2	0	4	10
Mgbeke	25	7-14	0-1	1-3	2	2	15
Bartholomew	26	3-8	2-3	1-1	5	2	9
Hogue	21	1-4	0-0	1-2	5	2	3
Hyde	23	5-11	2-4	2-3	0	2	14
Read	15	1-1	0-0	1-2	4	3	3
Keim	19	0-2	0-0	0-0	5	1	0
team					4		
TOTALS	200	23-61	8-22	8-13	29	17	62
		(.377)	(.364)	(.615)			

ASSISTS: 12 (Prather 4, Bartholomew 2, Hogue 2, LaQua 1, Mgbeke 1, Read 1, Keim 1)

TURNOVERS: 13 (Bartholomew 5, Mgbeke 3, Hogue 2, Prather 1, Read 1, Keim 1)

BLOCKED SHOTS: 2 (Hyde 1, Read 1)

STEALS: 10 (Prather 2, Mgbeke 2, Bartholomew 2, LaQua 1, Hogue 1)

HALFTIME: Wisconsin 31, Hawaii-Hilo 30

OFFICIALS: Scott, Fuentes, Shevlin

Weber St. 73, UW 69

November 24, 2001
Hilo, Hawaii
Afook-Chinen Civic Aud. - 337

WISCONSIN	MP	FG	3P	FT	R	F	TP
Davis	31	2-9	0-4	2-3	3	5	6
Penney	25	1-10	0-4	1-1	4	2	3
Mader	20	2-4	0-0	2-3	4	1	6
Harris	37	5-8	4-7	5-5	4	3	19
Wills	26	3-8	1-3	1-4	9	2	8
Owens	19	6-11	0-1	3-4	3	4	15
Plank	18	0-1	0-0	0-0	2	1	0
Wilkinson	24	5-9	1-5	1-1	6	1	12
team					7		
TOTALS	200	24-60	6-24	15-21	42	19	69
		(.400)	(.250)	(.714)			

ASSISTS: 13 (Davis 4, Harris 3, Penney 2, Owens 2, Wilkinson 1)

TURNOVERS: 9 (Harris 2, Wills 2, Davis 1, Penney 1, Owens 1, Plank 1, Wilkinson 1)

BLOCKED SHOTS: 2 (Harris 1, Mader 1)

STEALS: 4 (Harris 2, Davis 1, Owens 1)

WEBER ST.	MP	FG	3P	FT	R	F	TP
Hamilton	28	4-12	3-5	1-1	1	1	12
Woods	23	3-8	0-0	1-2	8	3	7
Bachman	28	1-5	0-1	1-2	3	2	3
Morrison	30	4-6	4-6	2-4	5	1	14
Danley	9	0-1	0-0	1-2	2	4	1
Sparrow	19	3-6	2-4	1-2	3	3	9
Boyette	23	7-19	1-4	5-7	3	2	20
Barton	19	1-2	1-2	0-0	3	0	3
Eyre	14	2-2	0-0	0-0	5	1	4
Carter	7	0-0	0-0	0-0	1	2	0
team					5		
TOTALS	200	25-61	11-22	12-20	39	19	73
		(.410)	(.500)	(.600)			

ASSISTS: 7 (Hamilton 2, Morrison 2, Bachmann 1, Barton 1, Eyre 1)

TURNOVERS: 16 (Barton 2, Woods 1, Danley 1, Sparrow 1, Boyette 1, Eyre 1)

BLOCKED SHOTS: 1 (Sparrow 1)

STEALS: 4 (Hamilton 1, Morrison 1, Boyette 1, Barton 1)

HALFTIME: Wisconsin 32, Weber State 28

OFFICIALS: Baruck, Omari, Santiago

Hawaii 60, UW 57

November 25, 2001
Hilo, Hawaii
Afook-Chinen Civic Aud. - 312

WISCONSIN	MP	FG	3P	FT	R	F	TP
Davis	36	3-5	2-2	2-4	7	2	10
Penney	27	2-6	1-2	2-3	6	5	7
Mader	18	2-2	0-0	0-0	5	2	4
Harris	38	4-12	1-5	6-6	1	3	15
Wills	17	0-5	0-1	2-4	2	3	2
Owens	29	4-11	0-2	0-0	3	3	8
Plank	4	1-2	0-0	0-0	1	1	2
Wilkinson	31	2-6	1-3	4-9	7	2	9
team					3		
TOTALS	200	18-49	5-15	16-26	35	21	57
		(.367)	(.333)	(.615)			

ASSISTS: 9 (Davis 3, Penney 1, Mader 1, Harris 1, Wills 1, Owens 1, Wilkinson 1)

TURNOVERS: 13 (Penney 5, Davis 2, Harris 2, Wills 2, Owens 1, Wilkinson 1)

BLOCKED SHOTS: 2 (Harris 2)

STEALS: 5 (Harris 3, Davis 2)

HAWAII	MP	FG	3P	FT	R	F	TP
Martin	36	5-9	0-0	4-5	6	0	14
Shimonovich	29	2-5	0-0	1-4	4	3	5
Campbell	29	1-1	0-0	0-0	0	2	2
Burneika	34	4-9	0-3	3-3	5	1	11
English	26	7-12	2-4	3-6	7	4	19
McIntyre	26	2-6	1-3	0-1	2	5	5
Zivanovic	11	1-4	0-1	0-0	0	4	2
Jesinskis	9	1-4	0-0	0-0	6	2	2
team					3		
TOTALS	200	23-50	3-11	11-19	33	21	60
		(.460)	(.273)	(.579)			

ASSISTS: 11 (Campbell 3, English 3, Burneika 2, Martin 1, Shimonovich 1, McIntyre 1)

TURNOVERS: 14 (Campbell 7, Burneika 2, English 2, McIntyre 1, Zivanovic 1, Jesinskis 1)

BLOCKED SHOTS: 3 (Shimonovich 2, Martin 1)

STEALS: 4 (Campbell 2, Burneika 1, English 1)

HALFTIME: Hawaii 32, Wisconsin 30

OFFICIALS: Fuentes, Omari, Souza

Ga. Tech 62, UW 61

November 28, 2001
Atlanta, Georgia
Alexander Memorial Col. - 4,242

WISCONSIN	MP	FG	3P	FT	R	F	TP
Penney	32	6-12	2-4	0-0	4	2	14
Wills	27	3-7	1-5	0-0	2	3	7
Mader	11	0-1	0-0	0-0	1	1	0
Davis	33	3-5	2-3	6-6	6	4	14
Harris	38	3-11	1-5	0-1	2	2	7
Hanson	5	1-2	1-2	0-0	0	0	3
Owens	20	0-3	0-1	1-2	3	1	1
Plank	11	1-4	1-2	1-2	1	0	4
Wilkinson	23	3-6	2-4	3-4	3	3	11
team					4		
TOTALS	200	20-51	10-26	11-15	26	16	61
		(.392)	(.385)	(.733)			

ASSISTS: 16 (Davis 7, Penney 4, Wills 1, Mader 1, Harris 1, Owens 1, Plank 1)

TURNOVERS: 17 (Davis 4, Harris 3, Owens 3, Wilkinson 2, Penney 1, Wills 1, Mader 1, Plank 1, Team 1)

BLOCKED SHOTS: 1 (Wilkinson 1)

STEALS: 9 (Penney 2, Harris 2, Plank 2, Wills 1, Davis 1, Wilkinson 1)

GA. TECH	MP	FG	3P	FT	R	F	TP
Nelson	33	3-4	0-0	0-0	5	2	6
McHenry	10	0-1	0-1	0-0	1	1	0
Brooks	12	0-2	0-0	0-0	3	1	0
Akins	33	7-15	4-8	2-2	5	4	20
Lewis	27	4-10	0-1	1-2	5	0	9
Elder	21	2-6	1-2	1-2	2	3	6
Muhammad	17	4-8	0-1	1-2	5	0	9
Moore	21	3-4	0-0	0-0	4	1	6
Schenscher	10	1-2	0-0	0-0	1	2	2
Lane	16	1-3	0-1	2-2	0	3	4
team					1		
TOTALS	200	25-55	5-14	7-10	34	17	62
		(.455)	(.357)	(.700)			

ASSISTS: 17 (Akins 8, Lewis 2, Moore 2, Lane 2, McHenry 1, Elder 1, Schenscher 1)

TURNOVERS: 19 (Akins 4, Lewis 4, Schenscher 4, Muhammad 3, McHenry 2, Brooks 1, Moore 1)

BLOCKED SHOTS: 4 (Nelson 1, Muhammad 1, Moore 1, Schenscher 1)

STEALS: 4 (Akins 2, Muhammad 2, Nelson 1, Lewis 1, Elder 1, Lane 1)

HALFTIME: Wisconsin 39, Georgia Tech 27

OFFICIALS: Scagliotta, Boudreaux, Jones

UW 70, UW-GB 57

December 1, 2001
Madison, Wisconsin
Kohl Center - 15,671

WISCONSIN	MP	FG	3P	FT	R	F	TP
Mader	20	2-6	0-0	1-2	2	3	5
Harris	27	3-6	1-2	4-4	2	3	11
Wills	34	5-8	1-2	1-2	9	2	12
Davis	25	1-4	0-0	0-0	2	3	2
Penney	28	6-10	2-3	1-2	7	1	15
Ukawuba	0+	0-0	0-0	0-0	0	0	0
Hanson	4	1-2	0-1	0-0	0	0	2
Owens	28	6-7	0-1	0-0	3	1	12
Plank	10	0-1	0-1	0-0	2	1	0
Wilkinson	24	4-7	0-1	3-3	6	2	11
team					2		
TOTALS	200	28-51	4-11	10-13	35	16	70
		(.549)	(.364)	(.769)			

ASSISTS: 14 (Harris 3, Mader 2, Wills 2, Penney 2, Owens 2, Davis 1, Hanson 1, Wilkinson 1)

TURNOVERS: 14 (Penney 3, Mader 2, Wilkinson 2, Harris 1, Wills 1, Davis 1, Ukawuba 1, Hanson 1, Owens 1)

BLOCKED SHOTS: 2 (Harris 2)

STEALS: 6 (Davis 2, Harris 1, Wills 1, Penney 1, Owens 1)

UWGB	MP	FG	3P	FT	R	F	TP
Scheidt	24	5-7	1-2	0-0	1	2	11
Hughes	25	1-4	1-1	0-0	5	4	3
Babcock	36	7-8	0-0	5-13	8	3	19
Monfre	27	0-1	0-0	2-2	1	0	2
Blanks	20	2-10	0-4	1-2	0	4	5
Mueller	12	0-1	0-1	0-0	1	1	0
Markovic	2	0-1	0-0	0-0	0	2	0
Rohde	16	2-5	0-2	2-2	3	0	6
Booth	0+	0-1	0-1	0-0	0	0	0
Collins	6	0-0	0-0	0-0	0	1	0
Shaw	14	2-5	1-2	0-0	1	0	5
Jessup	18	3-6	0-0	0-0	2	2	6
team					1		
TOTALS	200	22-49	3-13	10-19	23	19	57
		(.449)	(.231)	(.526)			

ASSISTS: 8 (Scheidt 2, Blanks 2, Shaw 2, Mueller 1, Rohde 1)

TURNOVERS: 12 (Monfre 4, Scheidt 2, Hughes 2, Blanks 2, Babcock 1, Collins 1)

BLOCKED SHOTS: 2 (Hughes 1, Babcock 1)

STEALS: 8 (Jessup 4, Scheidt 1, Hughes 1, Babcock 1, Mueller 1)

HALFTIME: Wisconsin 41, UW-Green Bay 21

OFFICIALS: Hightower, Rodeheffer, Bracco

**Temple 70,
UW 67 (2ot)**

December 3, 2001
Madison, Wisconsin
Kohl Center - 15,132

WISCONSIN	MP	FG	3P	FT	R	F	TP
Penney	27	2-7	0-5	1-2	2	1	5
Wills	40	2-5	1-3	0-0	6	1	5
Mader	5	0-0	0-0	0-0	0	4	0
Davis	42	1-7	1-3	2-2	5	1	5
Harris	47	6-24	6-20	3-5	13	3	21
Hanson	4	0-1	0-1	0-0	2	1	0
Owens	37	10-14	3-5	0-1	6	4	23
Plank	5	0-0	0-0	0-0	0	0	0
Wilkinson	43	1-7	0-3	6-8	7	3	8
team					3		
TOTALS	250	22-65	11-40	12-18	44	18	67
		(.338)	(.275)	(.667)			

ASSISTS: 13 (Davis 8, Owens 3, Harris 1, Wilkinson 1)
TURNOVERS: 13 (Penney 3, Owens 3, Plank 2, Wills 2, Davis 1, Hanson 1, Wilkinson 1)
BLOCKED SHOTS: 2 (Wills 1)
STEALS: 1 (Wilkinson 1)

TEMPLE	MP	FG	3P	FT	R	F	TP
Polk	50	2-11	0-8	2-4	8	1	6
Wesby	38	5-9	3-5	1-2	5	3	14
Rollerson	20	0-1	0-0	2-2	5	5	2
Greer	50	18-38	6-16	5-6	4	4	47
Murry	50	0-3	0-2	1-3	10	2	1
Jefferson	32	0-0	0-0	0-0	5	3	0
Elliott	2	0-0	0-0	0-0	0	1	0
Smith	8	0-0	0-0	0-0	2	0	0
team					1		
TOTALS	250	25-62	9-31	11-17	40	19	70
		(.403)	(.290)	(.647)			

ASSISTS: 5 (Murry 3, Greer 2)
TURNOVERS: 11 (Greer 4, Murry 3, Rollerson 2, Polk 1, Jefferson 1)
BLOCKED SHOTS: 3 (Wesby 1, Rollerson 1, Jefferson 1)
STEALS: 9 (Jefferson 3, Polk 2, Wesby 2, Greer 2)
HALFTIME: Temple 31, Wisconsin 20
OFFICIALS: Higgins, Kitts, Mayborg

UW 77, Ohio 71

December 8, 2001
Athens, Ohio
The Convo - 9,059

WISCONSIN	MP	FG	3P	FT	R	F	TP
Wills	23	4-6	1-2	1-3	2	4	10
Mader	9	1-2	0-0	0-0	2	3	2
Davis	22	1-2	1-1	1-3	3	3	6
Penney	29	3-10	3-7	0-0	5	2	9
Harris	40	5-11	4-9	10-12	7	1	24
Hanson	4	1-2	1-2	0-0	0	0	3
Owens	34	3-11	1-3	1-2	9	2	8
Plank	11	2-4	1-2	2-2	0	1	7
Wilkinson	28	1-5	1-2	5-7	8	3	8
team					3		
TOTALS	200	22-55	13-28	20-29	39	19	77
		(.400)	(.464)	(.690)			

ASSISTS: 13 (Davis 5, Wilkinson 4, Owens 2, Plank 1, Wills 1)
TURNOVERS: 16 (Penney 6, Harris 4, Wilkinson 3, Wills 2, Owens 1)
BLOCKED SHOTS: 2 (Harris 1, Mader 1)
STEALS: 5 (Owens 2, Penney 1, Harris 1, Wilkinson 1)

OHIO	MP	FG	3P	FT	R	F	TP
Esterkamp	32	7-15	3-5	4-6	9	2	21
Hunter	29	6-17	2-4	1-3	12	2	15
Flomo	23	1-2	0-0	1-2	7	5	3
Crawford	22	0-2	0-0	0-0	1	2	0
Harris	15	0-0	0-0	0-0	0	5	0
Kiekow	16	2-2	0-0	0-0	1	4	4
Stephens	0+	0-0	0-0	0-0	0	0	0
Bridgewater	15	0-2	0-0	0-0	1	1	0
Johnson	27	7-12	0-2	1-2	0	3	15
Sanderson	21	5-6	3-3	0-0	2	2	13
team					3		
TOTALS	200	28-58	8-14	7-13	36	26	71
		(.483)	(.571)	(.538)			

ASSISTS: 15 (Esterkamp 3, Crawford 3, Johnson 3, Hunter 2, Kiekow 2, Harris 1, Bridgewater 1)
TURNOVERS: 14 (Esterkamp 3, Hunter 3, Harris 2, Kiekow 2, Sanderson 2, Flomo 1, Johnson 1)
BLOCKED SHOTS: 4 (Hunter 1, Flomo 1, Crawford 1, Sanderson 1)
STEALS: 10 (Esterkamp 2, Hunter 2, Bridgewater 2, Sanderson 2, Crawford 1, Kiekow 1)

HALFTIME: Ohio 36, Wisconsin 34
OFFICIALS: Sauder, Wyner, Smith

Xavier 57, UW 48

December 10, 2001
Cincinnati, Ohio
Cintas Center - 10,250

WISCONSIN	MP	FG	3P	FT	R	F	TP
Penney	28	4-11	0-3	1-3	3	0	9
Wills	28	3-7	1-3	0-0	5	5	7
Mader	20	2-8	0-0	0-0	6	2	4
Davis	37	2-8	0-3	0-0	3	2	4
Harris	29	4-9	2-3	0-0	5	3	10
Owens	17	2-7	0-1	0-0	4	2	4
Plank	15	1-2	1-1	0-0	1	1	3
Wilkinson	26	3-8	0-1	1-2	4	3	7
team					3		
TOTALS	200	21-60	4-15	2-5	34	18	48
		(.350)	(.267)	(.400)			

ASSISTS: 12 (Davis 5, Harris 3, Wills 2, Plank 1, Wilkinson 1)
TURNOVERS: 14 (Owens 3, Plank 3, Penney 2, Mader 2, Davis 2, Wills 1, Harris 1)
BLOCKED SHOTS: 0
STEALS: 5 (Mader 2, Davis 1, Owens 1, Plank 1)

XAVIER	MP	FG	3P	FT	R	F	TP
Frey	33	3-6	0-1	5-5	3	1	11
Sato	28	2-6	0-4	0-1	7	4	4
West	38	7-13	0-0	7-8	7	2	21
Chalmers	38	7-12	2-4	0-0	4	2	16
Young	26	1-4	0-2	1-2	4	1	3
Williams	10	0-0	0-0	0-0	1	3	0
Brown	13	0-2	0-0	0-0	4	2	0
Jackson	13	1-3	0-0	0-0	0	0	2
Baronas	1	0-0	0-0	0-0	0	0	0
team					2		
TOTALS	200	21-46	2-11	13-16	32	15	57
		(.457)	(.182)	(.813)			

ASSISTS: 11 (Chalmers 4, Frey 2, Sato 2, West 1, Brown 1, Jackson 1)
TURNOVERS: 14 (Sato 4, Chalmers 4, West 3, Young 2, Frey 1)
BLOCKED SHOTS: 5 (West 3, Sato 1, Jackson 1)
STEALS: 4 (Young 2, Frey 1, West 1)

HALFTIME: Xavier 33, Wisconsin 21
OFFICIALS: Sanzere, Roberts, Bova

UW 68, Furman 60

December 15, 2001
Madison, Wisconsin
Kohl Center - 14,956

WISCONSIN	MP	FG	3P	FT	R	F	TP
Wills	36	5-6	0-0	3-6	5	2	13
Mader	4	0-0	0-0	0-0	1	1	0
Davis	26	3-6	1-1	0-2	3	1	7
Penney	35	6-15	5-10	4-4	4	3	21
Harris	28	0-5	0-2	2-2	1	2	2
Owens	22	5-7	0-0	0-0	3	1	10
Plank	12	0-2	0-2	0-0	3	0	0
Wilkinson	37	5-11	1-2	4-4	11	1	15
team					2		
TOTALS	200	24-52	7-17	13-18	33	11	68
		(.462)	(.412)	(.722)			

ASSISTS: 15 (Harris 4, Wills 3, Davis 3, Penney 2, Wilkinson 2, Plank 1)
TURNOVERS: 10 (Wilkinson 3, Owens 3, Davis 2, Wills 1, Mader 1)
BLOCKED SHOTS: 0
STEALS: 2 (Harris 1, Wilkinson 1)

FURMAN	MP	FG	3P	FT	R	F	TP
Sanders	16	0-2	0-0	0-0	2	2	0
Souchu	28	0-9	0-3	0-0	3	2	0
Gonzalez	22	1-1	0-0	4-4	9	2	6
Thomas	33	6-12	5-8	0-0	4	3	17
DaLuz	29	7-10	2-3	0-0	3	4	16
Zeigler	8	0-0	0-0	0-0	1	2	0
Ndoye	23	3-9	0-3	3-4	5	4	9
Pojatina	4	1-1	0-0	0-0	1	0	2
Foster	11	0-0	0-0	0-0	1	0	0
Seraphim	22	3-8	2-4	0-0	1	1	8
Chancler	4	1-1	0-0	0-0	0	0	2
team					1		
TOTALS	200	22-53	9-21	7-8	31	20	60
		(.415)	(.429)	(.875)			

ASSISTS: 13 (DaLuz 4, Thomas 3, Ndoye 2, Souchu 2, Foster 1, Seraphim 1)
TURNOVERS: 14 (Souchu 4, DaLuz 3, Gonzalez 2, Thomas 1, Chancler 1)
BLOCKED SHOTS: 1 (Seraphim 1)
STEALS: 7 (Thomas 2, Gonzalez 1, DaLuz 1, Pojatina 1, Seraphim 1, Chancler 1)
HALFTIME: Wisconsin 27, Furman 21
OFFICIALS: Welmer, Redeheffer, Clark

UW 86, Marquette 73

December 22, 2001
Madison, Wisconsin
Kohl Center - 17,142

WISCONSIN	MP	FG	3P	FT	R	F	TP
Wills	30	1-4	0-1	1-3	1	5	3
Mader	10	0-0	0-0	0-0	3	3	0
Davis	35	2-4	0-0	5-8	2	2	9
Penney	36	13-17	5-6	2-3	6	3	33
Harris	34	4-9	1-3	2-2	1	2	11
Owens	23	5-6	1-1	3-4	3	4	14
Plank	0+	0-0	0-0	0-0	0	0	0
Wilkinson	32	4-10	2-3	6-10	12	1	16
team					0		
TOTALS	200	29-50	9-14	19-30	28	20	86
		(.580)	(.643)	(.633)			

ASSISTS: 19 (Davis 7, Wills 4, Wilkinson 3, Harris 2, Owens 2, Penney 1)
TURNOVERS: 10 (Wills 2, Mader 2, Penney 2, Owens 2, Harris 1, Wilkinson 1)
BLOCKED SHOTS: 2 (Harris 1, Wilkinson 1)
STEALS: 5 (Harris 2, Owens 2, Wilkinson 1)

MARQUETTE	MP	FG	3P	FT	R	F	TP
Harris	34	1-1	0-0	1-2	3	4	3
Nnamaka	23	0-4	0-2	2-2	2	5	2
Wade	25	8-11	1-4	6-6	3	4	23
Henry	37	4-11	2-6	6-6	1	4	16
Diener	24	2-6	2-4	2-3	2	1	8
Blankson	22	2-5	0-1	0-1	8	4	4
Merritt	14	3-4	0-0	1-3	4	5	7
Diggs	14	4-6	2-2	0-0	4	2	10
Sanders	7	0-2	0-2	0-0	0	0	0
team					1		
TOTALS	200	24-50	7-21	18-23	28	29	73
		(.480)	(.333)	(.783)			

ASSISTS: 13 (Nnamaka 3, Wade 3, Henry 3, Sanders 2, Harris 1, Diener 1)
TURNOVERS: 16 (Merritt 6, Wade 4, Harris 2, Henry 2, Nnamaka 1, Blankson 1)
BLOCKED SHOTS: 4 (Wade 2, Blankson 1, Merritt 1)
STEALS: 5 (Merritt 2, Nnamaka 1, Wade 1, Sanders 1)
HALFTIME: Wisconsin 37, Marquette 21
OFFICIALS: McDonald, Chrisman, Yorkovich

UW 81, UW-Milw. 79

December 27, 2001
Milwaukee, Wisconsin
Klotsche Center - 4,903

WISCONSIN	MP	FG	3P	FT	R	F	TP
Wills	23	2-3	1-2	2-2	2	4	7
Mader	14	0-0	0-0	0-0	2	0	0
Davis	40	4-5	2-2	4-4	5	1	14
Penney	40	8-15	2-5	11-13	13	3	29
Harris	24	3-8	0-3	3-3	4	3	9
Owens	29	8-13	0-1	2-3	3	4	18
Plank	4	0-0	0-0	0-0	0	0	0
Wilkinson	26	1-3	0-1	2-2	5	1	4
team					0		
TOTALS	200	26-47	5-14	24-27	34	16	81
		(.553)	(.357)	(.889)			

ASSISTS: 11 (Davis 6, Penney 3, Wills 1, Wilkinson 1)
TURNOVERS: 19 (Davis 6, Wilkinson 4, Wills 2, Penney 2, Owens 2, Harris 1, Plank 1)
BLOCKED SHOTS: 4 (Harris 2, Wills 1, Davis 1)
STEALS: 5 (Davis 3, Penney 1, Harris 1)

UW-MILW.	MP	FG	3P	FT	R	F	TP
Tucker	34	7-21	1-7	7-9	6	1	22
Wright	14	2-4	0-0	1-1	2	2	5
Tigert	15	2-2	0-0	1-1	2	3	5
Jones	19	2-10	2-6	0-0	1	1	6
Frederick	28	2-10	2-7	1-2	1	1	7
Kadima	24	5-9	0-2	0-2	3	3	10
Weisse	24	3-5	3-5	0-0	6	3	9
Lettenberger	21	4-7	1-3	0-0	7	4	9
Mielke	21	3-5	0-0	0-0	1	4	6
team					0		
TOTALS	200	30-73	9-30	10-15	29	22	79
		(.411)	(.300)	(.667)			

ASSISTS: 18 (Tucker 5, Jones 5, Weisse 3, Frederick 2, Tigert 1, Kadima 1, Mielke 1)
TURNOVERS: 9 (Tucker 2, Jones 2, Frederick 2, Wright 1, Kadima 1, Weisse 1)
BLOCKED SHOTS: 2 (Lettenberger 1, Mielke 1)
STEALS: 12 (Frederick 4, Jones 3, Tucker 2, Lettenberger 2, Mielke 1)
HALFTIME: Wisconsin 39, UW-Milwaukee 27
OFFICIALS: Rodeheffer, Lickliter, Crawford

2001-02 SEASON REVIEW

UW 65, Tennessee 62

December 29, 2001
Madison, Wisconsin
Kohl Center - 16,516

WISCONSIN	MP	FG	3P	FT	R	F	TP
Penney	36	5-14	2-5	4-4	4	1	16
Wills	22	2-4	1-2	2-2	4	3	7
Mader	7	0-0	0-0	0-0	0	0	0
Davis	36	3-5	1-2	7-9	5	1	14
Harris	37	2-5	1-4	6-7	6	2	11
Owens	27	1-10	0-3	0-0	6	0	2
Plank	3	0-0	0-0	0-0	1	1	0
Wilkinson team	32	4-6	4-5	3-4	1	3	15
TOTALS	200	17-44	9-21	22-26	28	11	65
		(.386)	(.429)	(.846)			

ASSISTS: 12 (Davis 5, Penney 2, Wills 2, Harris 1, Owens 1, Plank 1)

TURNOVERS: 10 (Penney 3, Wilkinson 3, Wills 1, Harris 1, Owens 1, Plank 1)

BLOCKED SHOTS: 1 (Harris 1)

STEALS: 5 (Penney 1, Mader 1, Davis 1, Harris 1, Wilkinson 1)

TENNESSEE	MP	FG	3P	FT	R	F	TP
Yarbrough	35	5-15	1-3	0-0	7	2	15
Haislip	22	5-9	1-3	2-5	6	4	13
Slay	34	5-9	2-3	1-2	8	3	13
Holden	25	1-3	1-3	1-2	0	4	4
Higgins	34	3-4	2-2	0-0	3	2	8
Crump	16	3-6	0-0	2-3	3	2	8
Wilborn	6	0-1	0-0	0-0	1	0	0
Stribling	10	0-3	0-0	0-0	1	2	0
Grindstaff team	18	2-4	1-1	0-0	0	1	5
TOTALS	200	24-54	8-15	6-12	32	20	62
		(.444)	(.533)	(.500)			

ASSISTS: 12 (Higgins 7, Slay 3, Yarbrough 2)

TURNOVERS: 9 (Yarbrough 2, Slay 2, Holden 2, Haislip 1, Higgins 1, Grindstaff 1)

BLOCKED SHOTS: 5 (Haislip 4, Yarbrough 1)

STEALS: 7 (Yarbrough 3, Holden 1, Higgins 1, Stribling 1, Grindstaff 1)

HALFTIME: Tennessee 33, Wisconsin 31

OFFICIALS: Hillary, Wood, Monje

Iowa 69, UW 57

January 2, 2002
Iowa City, Iowa
Carver-Hawkeye Arena - 15,500

WISCONSIN	MP	FG	3P	FT	R	F	TP
Wills	22	1-5	0-2	3-5	5	3	5
Mader	11	1-3	0-0	0-0	3	2	2
Davis	26	2-3	0-0	0-0	3	1	4
Penney	37	9-16	1-4	3-4	8	3	22
Harris	35	4-11	2-6	4-4	3	0	14
Owens	27	2-10	1-2	2-2	1	5	7
Plank	9	0-1	0-1	0-0	1	2	0
Wilkinson team	33	1-7	0-1	1-1	5	3	3
TOTALS	200	20-56	4-16	13-16	33	19	57
		(.357)	(.250)	(.813)			

ASSISTS: 13 (Wilkinson 4, Wills 3, Harris 3, Davis 1, Penney 1, Owens 1)

TURNOVERS: 15 (Penney 5, Davis 4, Mader 2)

BLOCKED SHOTS: 0

STEALS: 9 (Penney 3, Harris 2, Wilkinson 2, Davis 1, Owens 1)

IOWA	MP	FG	3P	FT	R	F	TP
Henderson	14	1-1	0-0	1-2	3	2	3
Evans	39	7-18	0-0	7-9	17	2	21
Reiner	16	1-3	0-0	2-4	2	2	4
Pierce	22	2-5	0-0	0-0	1	1	4
Recker	38	9-19	4-9	1-2	6	2	23
Leslie	24	1-2	0-1	3-4	3	1	5
Hogan	16	2-4	0-1	0-0	2	1	4
Worley	13	0-2	0-1	2-2	2	4	2
Boyd	6	0-0	0-0	0-0	1	0	0
Sonderleiter team	12	1-2	1-1	0-0	3	3	3
TOTALS	200	24-56	5-13	16-23	41	18	69
		(.429)	(.385)	(.696)			

ASSISTS: 12 (Henderson 4, Pierce 3, Recker 2, Reiner 1, Leslie 1, Boyd 1)

TURNOVERS: 13 (Recker 5, Pierce 3, Evans 2, Leslie 1, Worley 1, Sonderleiter 1)

BLOCKED SHOTS: 2 (Reiner 1, Worley 1)

STEALS: 8 (Recker 3, Henderson 2, Leslie 2, Worley 1)

HALFTIME: Iowa 36, Wisconsin 27

OFFICIALS: Sanzere, McDonald, Copenhaver

UW 72, Illinois 66

January 5, 2002
Madison, Wisconsin
Kohl Center - 17,142

WISCONSIN	MP	FG	3P	FT	R	F	TP
Penney	35	1-8	0-4	6-8	1	1	8
Wills	34	5-6	3-4	6-9	7	3	19
Mader	14	4-6	0-0	1-2	2	5	9
Davis	33	3-6	0-2	2-3	4	1	8
Harris	37	5-10	4-8	3-4	3	3	17
Owens	22	0-2	0-1	0-0	1	1	0
Wilkinson team	25	3-7	0-1	5-7	4	3	11
TOTALS	200	21-45	7-20	23-33	24	17	72
		(.467)	(.350)	(.697)			

ASSISTS: 14 (Wilkinson 4, Davis 4, Wills 3, Harris 2, Penney 1)

TURNOVERS: 11 (Penney 3, Wills 2, Mader 2, Harris 2, Owens 2)

BLOCKED SHOTS: 4 (Harris 3, Wills 1)

STEALS: 8 (Davis 3, Harris 2, Wilkinson 2, Wills 1)

ILLINOIS	MP	FG	3P	FT	R	F	TP
Cook	21	3-7	0-2	2-2	3	4	8
Archibald	30	5-5	0-0	7-8	8	5	17
Bradford	36	5-9	3-6	0-0	3	3	13
Harrington	32	1-4	1-3	0-0	3	1	3
Williams	39	4-15	1-5	3-4	3	1	12
Head	13	1-3	0-1	1-2	0	2	3
Ferguson	5	1-3	0-0	0-0	1	1	2
Powell	12	3-3	0-0	0-0	4	1	6
Smith team	12	1-1	0-0	0-0	2	4	2
TOTALS	200	24-50	5-17	13-16	30	22	66
		(.480)	(.294)	(.813)			

ASSISTS: 15 (Williams 5, Harrington 4, Archibald 3, Cook 1, Bradford 1, Smith 1)

TURNOVERS: 18 (Williams 5, Smith 4, Harrington 3, Archibald 3, Powell 2, Bradford 1)

BLOCKED SHOTS: 1 (Archibald 1)

STEALS: 4 (Archibald 2, Harrington 1, Williams 1)

HALFTIME: Illinois 31, Wisconsin 26

OFFICIALS: Bova, Hartzell, Petro

2001-02 SEASON REVIEW

**Penn State 51,
UW 49**

January 9, 2002
University Park, Pennsylvania
Bryce Jordan Center - 8,214

WISCONSIN	MP	FG	3P	FT	R	F	TP
Penney	28	6-11	1-3	4-4	2	3	17
Wills	34	4-8	1-2	4-4	7	3	13
Mader	18	2-3	0-0	0-0	3	0	4
Davis	35	2-8	0-2	0-0	9	2	4
Harris	28	2-8	1-5	0-0	4	4	5
Owens	26	0-5	0-1	0-0	3	3	0
Plank	6	0-0	0-0	0-0	2	0	0
Wilkinson	25	3-5	0-1	0-0	6	0	6
team					1		
TOTALS	200	19-48	3-14	8-8	37	15	49
		(.396)	(.214)	(1.000)			

ASSISTS: 9 (Penney 4, Davis 2, Wills 1, Mader 1, Harris 1)
TURNOVERS: 17 (Owens 4, Davis 4, Penney 3, Harris 2, Wilkinson 2, Wills 1, Mader 1)
BLOCKED SHOTS: 6 (Mader 3, Wilkinson 2, Harris 1)
STEALS: 5 (Harris 2, Davis 1, Owens 1, Wilkinson 1)

PENN STATE	MP	FG	3P	FT	R	F	TP
Jagla	27	1-4	0-2	0-0	7	2	2
Smith	34	5-10	2-3	1-2	3	1	13
Egekeze	15	2-3	0-0	1-2	2	1	5
Watkins	35	4-12	0-3	2-2	4	1	10
Chambliss	35	5-15	5-13	5-6	1	0	20
Tate	21	0-5	0-1	1-2	0	2	1
Krimmel	5	0-1	0-0	0-0	0	0	0
Fellows	5	0-0	0-0	0-0	0	0	0
Tielsch	23	0-5	0-1	0-0	9	4	0
team					5		
TOTALS	200	17-55	7-23	10-14	31	11	51
		(.309)	(.304)	(.714)			

ASSISTS: 9 (Watkins 4, Tate 2, Tielsch 2, Chambliss 1)
TURNOVERS: 11 (Jagla 3, Smith 2, Watkins 2, Tate 2, Egekeze 1, Tielsch 1)
BLOCKED SHOTS: 2 (Watkins 1, Tate 1)
STEALS: 6 (Chambliss 3, Smith 2, Watkins 1)

HALFTIME: Penn State 24, Wisconsin 21
OFFICIALS: Bova, Steed, Memminger

UW 64, Mich. St. 63

January 12, 2002
East Lansing, Michigan
Breslin Center - 14,759

WISCONSIN	MP	FG	3P	FT	R	F	TP
Wills	36	6-11	1-3	4-4	4	1	17
Mader	9	2-5	0-0	0-0	1	3	4
Davis	29	4-8	0-1	2-4	4	2	10
Penney	30	3-9	2-7	2-2	2	4	10
Harris	36	1-6	1-5	0-0	2	1	3
Hanson	2	0-2	0-2	0-0	0	0	0
Owens	24	6-10	0-2	0-0	3	2	12
Plank	4	0-1	0-1	0-0	1	0	0
Wilkinson	30	3-7	0-0	2-3	6	2	8
team					5		
TOTALS	200	25-59	4-21	10-13	28	15	64
		(.424)	(.190)	(.769)			

ASSISTS: 13 (Harris 5, Davis 3, Owens 2, Wilkinson 2, Penney 1)
TURNOVERS: 7 (Wills 3, Penney 2, Mader 1, Harris 1)
BLOCKED SHOTS: 3 (Mader 1, Penney 1, Plank 1)
STEALS: 9 (Wilkinson 4, Wills 2, Davis 1, Penney 1, Harris 1)

MICH. ST.	MP	FG	3P	FT	R	F	TP
Anderson	28	4-4	0-0	5-6	3	3	13
Anagonye	24	2-4	0-0	4-4	6	4	8
Andreas	15	1-1	0-0	0-0	0	2	2
Taylor	39	6-17	3-7	2-2	4	2	17
Torbert	22	3-7	0-1	1-2	3	0	7
Wolfe	25	4-7	0-1	0-0	6	2	8
Hill	25	2-4	2-4	2-2	3	2	8
Bograkos	9	0-0	0-0	0-0	2	0	0
Ballinger	13	0-1	0-0	0-0	1	3	0
team					4		
TOTALS	200	22-45	5-13	14-16	33	18	63
		(.489)	(.385)	(.875)			

ASSISTS: 13 (Taylor 6, Anderson 5, Anagonye 1, Hill 1)
TURNOVERS: 16 (Anagonye 4, Taylor 4, Andreas 2, Torbert 2, Wolfe 2, Hill 1, Team 1)
BLOCKED SHOTS: 6 (Anagonye 2, Ballinger 2, Andreas 1, Wolfe 1)
STEALS: 5 (Taylor 2, Anagonye 1, Wolfe 1, Ballinger 1)

HALFTIME: Michigan State 32, Wisconsin 28
OFFICIALS: Rucker, Drury, Olson

**UW 73,
Minnesota 64**

January 16, 2002
Madison, Wisconsin
Kohl Center - 16,363

WISCONSIN	MP	FG	3P	FT	R	F	TP
Mader	16	1-1	0-0	4-4	1	4	6
Wills	26	0-4	0-2	5-7	4	4	5
Davis	32	4-6	1-1	1-2	3	3	10
Penney	35	5-13	1-6	8-9	6	0	19
Harris	35	6-15	2-9	2-2	4	3	16
Owens	13	1-7	1-4	0-0	1	2	3
Plank	7	0-1	0-1	0-0	1	1	0
Wilkinson	33	5-8	1-1	3-4	10	4	14
team					1		
TOTALS	200	22-55	6-24	23-28	31	21	73
		(.400)	(.250)	(.821)			

ASSISTS: 9 (Davis 2, Penney 2, Mader 1, Harris 1, Owens 1, Plank 1, Wilkinson 1)
TURNOVERS: 9 (Wills 3, Penney 3, Mader 1, Davis 1, Harris 1)
BLOCKED SHOTS: 3 (Wills 1, Davis 1, Wilkinson 1)
STEALS: 10 (Penney 2, Harris 2, Mader 1, Wills 1, Davis 1, Owens 1, Plank 1, Wilkinson 1)

MINNESOTA	MP	FG	3P	FT	R	F	TP
Rickert	24	6-14	0-5	1-3	7	3	13
Bauer	33	3-6	1-3	0-0	7	3	7
Rychart	38	7-14	0-3	3-4	10	3	17
Burleson	23	1-6	0-2	0-0	0	5	2
Bennett	32	2-4	0-1	5-6	8	4	9
Robinson	3	0-0	0-0	0-0	0	0	0
Hargrow	4	1-1	0-0	1-2	1	0	3
Fleming	22	3-7	2-3	1-2	3	5	9
Esselink	4	0-0	0-0	0-0	0	0	0
Holman	17	2-3	0-0	0-1	3	2	4
team					2		
TOTALS	200	25-55	3-17	11-18	41	25	64
		(.455)	(.176)	(.611)			

ASSISTS: 11 (Burleson 3, Bennett 3, Rychart 2, Fleming 2, Bauer 1)
TURNOVERS: 20 (Bauer 4, Burleson 3, Fleming 3, Holman 3, Rychart 2, Esselink 2, Rickert 1, Bennett 1, Robinson 1)
BLOCKED SHOTS: 4 (Bauer 2, Rickert 1, Bennett 1)
STEALS: 3 (Bauer 1, Burleson 1, Bennett)

HALFTIME: Minnesota 35, Wisconsin 34
OFFICIALS: Hightower, Hartzell, Banks

UW 77, Purdue 66

January 19, 2002
Madison, Wisconsin
Kohl Center - 17,142

WISCONSIN	MP	FG	3P	FT	R	F	TP
Wills	29	4-7	3-4	1-1	6	1	12
Mader	19	2-5	0-0	0-0	3	2	4
Davis	35	3-5	0-1	4-6	4	3	10
Penney	24	3-7	2-4	1-2	3	4	9
Harris	33	5-7	3-4	3-6	3	2	16
Owens	31	4-8	2-2	0-2	0	1	10
Wilkinson	29	6-10	0-0	4-4	10	1	16
team					2		
TOTALS	200	27-49	10-15	13-21	31	14	77
		(.551)	(.667)	(.619)			

ASSISTS: 18 (Davis 6, Wills 4, Mader 3, Harris 3, Owens 2)

TURNOVERS: 13 (Mader 3, Harris 3, Davis 2, Penney 2, Wills 1, Owens 1, Wilkinson 1)

BLOCKED SHOTS: 2 (Mader 2)

STEALS: 6 (Mader 1, Davis 1, Penney 1, Harris 1, Owens 1, Wilkinson 1)

PURDUE	MP	FG	3P	FT	R	F	TP
Buscher	22	3-5	0-0	0-0	3	4	6
Marshall	23	3-5	1-3	2-3	0	1	9
Allison	20	0-1	0-0	0-0	6	2	0
Deane	37	10-18	4-7	0-0	2	4	24
Parkinson	12	0-0	0-0	0-0	3	1	0
Ford	3	1-1	0-0	0-0	1	0	2
Lewis	21	2-5	1-4	0-0	2	4	5
Smith	25	2-7	1-4	0-0	2	3	5
Carroll	9	0-1	0-0	0-0	1	2	0
Kilgore	24	4-9	2-6	5-7	2	1	15
Garrity	4	0-0	0-0	0-2	1	0	0
team					3		
TOTALS	200	25-52	9-24	7-12	26	22	66
		(.481)	(.375)	(.583)			

ASSISTS: 10 (Allison 3, Lewis 2, Kilgore 2, Marshall 1, Parkinson 1, Smith 1)

TURNOVERS: 13 (Deane 3, Allison 2, Parkinson 2, Lewis 2, Carroll 2, Marshall 1, Smith 1)

BLOCKED SHOTS: 3 (Allison 2, Kilgore 1)

STEALS: 4 (Buscher 2, Deane 1, Lewis 1)

HALFTIME: Wisconsin 43, Purdue 31

OFFICIALS: Bova, Sanzere, Zechter

Illinois 80, UW 48

January 23, 2002
Champaign, Illinois
Assembly Hall - 16,500

WISCONSIN	MP	FG	3P	FT	R	F	TP
Harris	37	2-5	1-3	8-14	1	1	13
Wills	32	2-11	0-4	0-1	6	3	4
Mader	13	0-2	0-0	0-0	2	3	0
Davis	24	2-5	0-2	1-2	1	0	5
Penney	20	2-6	1-3	0-0	0	2	5
Hanson	3	1-1	0-0	2-2	1	0	4
Owens	29	6-10	1-1	0-2	4	0	13
Plank	10	1-3	0-1	0-0	1	0	2
Wilkinson	32	1-4	0-1	0-0	5	3	2
team					6		
TOTALS	200	17-47	3-15	11-21	27	12	48
		(.362)	(.200)	(.524)			

ASSISTS: 8 (Harris 3, Wilkinson 3, Plank 1, Davis 1)

TURNOVERS: 21 (Wilkinson 6, Davis 4, Penney 3, Harris 2, Wills 2, Mader 2, Hanson 1, Owens 1)

BLOCKED SHOTS: 2 (Hanson 1, Wilkinson 1)

STEALS: 8 (Harris 3, Wilkinson 2, Wills 1, Owens 1, Hanson 1)

ILLINOIS	MP	FG	3P	FT	R	F	TP
Archibald	22	6-6	0-0	2-6	2	2	14
Ferguson	14	2-3	0-0	2-2	2	0	6
Smith	13	1-3	0-1	0-0	2	1	2
Bradford	22	6-9	4-6	0-0	2	1	16
Williams	23	1-4	0-1	0-0	4	0	2
Young	4	1-3	0-0	0-0	1	1	2
Head	20	3-5	0-1	0-0	2	1	6
Johnson	12	1-1	1-1	2-2	3	4	5
Harrington	16	2-4	2-4	0-0	0	4	6
Howard	9	1-2	1-1	0-0	3	4	3
Krupalija	11	0-0	0-0	0-0	2	1	0
Cook	23	4-7	2-4	2-2	5	1	12
Thomas	2	0-0	0-0	0-0	0	0	0
Powell	9	2-4	0-1	2-2	3	0	6
team					2		
TOTALS	200	30-51	10-20	10-14	33	20	80
		(.588)	(.500)	(.714)			

ASSISTS: 25 (Williams 5, Bradford 4, Johnson 3, Howard 3, Ferguson 2, Krupalija 2, Head 2, Archibald 1, Smith 1, Young 1, Harrington 1)

TURNOVERS: 16 (Williams 3, Harrington 3, Howard 2, Archibald 1, Ferguson 1, Bradford 1, Head 1, Johnson 1, Cook 1, Thomas 1, Powell 1)

BLOCKED SHOTS: 3 (Bradford 1, Krupalija 1, Cook 1)

STEALS: 10 (Smith 2, Johnson 2, Archibald 1, Bradford 1, Williams 1, Head 1, Harrington 1, Cook 1)

HALFTIME: Illinois 46, Wisconsin 23

OFFICIALS: Gray, Clark, Eades

UW 66, Penn State 63

January 26, 2002
Madison, Wisconsin
Kohl Center - 17,142

WISCONSIN	MP	FG	3P	FT	R	F	TP
Penney	38	8-13	1-3	3-6	6	2	20
Wills	31	5-7	1-2	4-4	9	2	15
Mader	17	1-2	0-0	0-1	3	1	2
Davis	32	1-6	0-1	5-8	2	4	7
Harris	29	0-7	0-1	4-4	2	4	4
Owens	19	3-6	0-0	0-1	2	1	6
Plank	2	0-1	0-0	0-0	1	0	0
Wilkinson	32	4-6	0-0	4-6	7	2	12
team					4		
TOTALS	200	22-48	2-7	20-30	36	16	66
		(.458)	(.286)	(.667)			

ASSISTS: 8 (Wills 2, Wilkinson 2, Penney 1, Mader 1, Davis 1, Harris 1)

TURNOVERS: 15 (Penney 4, Wills 4, Davis 2, Harris 2, Owens 2, Wilkinson 1)

BLOCKED SHOTS: 4 (Mader 2, Wills 1, Wilkinson 1)

STEALS: 5 (Wilkinson 3, Penney 1, Harris 1)

PENN STATE	MP	FG	3P	FT	R	F	TP
Smith	31	3-9	0-2	5-5	4	4	11
Tielsch	17	0-1	0-0	1-2	3	4	1
Fellows	13	1-4	0-0	0-0	1	0	2
Watkins	37	7-12	2-3	3-4	8	3	19
Chambliss	34	3-8	2-5	5-7	1	3	13
Tate	30	2-6	2-4	0-0	4	3	6
Krimmel	3	0-0	0-0	0-0	0	0	0
Jagla	23	4-7	1-3	0-0	3	4	9
Vossekuil	2	0-0	0-0	0-0	0	0	0
Egekeze	9	1-2	0-0	0-0	0	2	2
McDougald	1	0-0	0-0	0-0	0	2	0
team					2		
TOTALS	200	21-49	7-17	14-18	27	25	63
		(.429)	(.412)	(.778)			

ASSISTS: 13 (Watkins 4, Tate 4, Chambliss 2, Tielsch 1, Krimmel 1, Jagla 1)

TURNOVERS: 13 (Tielsch 3, Jagla 3, Watkins 2, Chambliss 2, Smith 1, Tate 1, McDougald 1)

BLOCKED SHOTS: 1 (Jagla 1)

STEALS: 7 (Tate 2, Smith 1, Watkins 1, Chambliss 1, Jagla 1, Vossekuil 1)

HALFTIME: Wisconsin 32, Penn State 20

OFFICIALS: Hillary, Janssen, Hutchinson

2001-02 SEASON REVIEW

**N'western 69,
UW 60**

January 30, 2002
Evanston, Illinois
Welsh-Ryan Arena - 3,935

WISCONSIN	MP	FG	3P	FT	R	F	TP
Penney	35	4-9	2-5	0-2	5	1	10
Wills	31	3-10	1-4	0-1	6	5	7
Mader	9	0-0	0-0	0-0	2	1	0
Davis	33	4-8	1-5	2-5	4	3	11
Harris	35	3-9	1-5	0-0	3	1	7
Hanson	4	0-0	0-0	0-0	0	0	0
Owens	29	7-8	3-4	3-3	2	5	20
Plank	1	0-0	0-0	0-0	0	0	0
Wilkinson	23	2-4	0-1	1-3	2	5	5
team					4		
TOTALS	200	23-48	8-24	6-14	28	21	60
		(.479)	(.333)	(.429)			

ASSISTS: 19 (Wills 7, Penney 4, Harris 3, Davis 2, Hanson 1, Owens 1, Wilkinson 1)
TURNOVERS: 10 (Wilkinson 2, Wills 2, Mader 2, Davis 2, Penney 1, Harris 1)
BLOCKED SHOTS: 2 (Wills 2)
STEALS: 1 (Harris 1)

N'WESTERN	MP	FG	3P	FT	R	F	TP
Blake	39	6-14	2-6	9-11	6	2	23
Hardy	36	6-12	3-6	0-1	4	4	15
Jennings	21	0-5	0-4	5-6	5	2	5
Young	36	4-9	0-1	1-1	7	1	9
Drayton	37	0-1	0-1	2-2	4	2	2
Vukusic	10	3-3	1-1	1-2	1	0	8
Long	3	0-0	0-0	0-0	1	0	0
Burke	18	1-3	1-2	4-4	5	2	7
team					1		
TOTALS	200	20-47	7-21	22-27	33	14	69
		(.426)	(.333)	(.815)			

ASSISTS: 13 (Young 4, Drayton 4, Jennings 3, Blake 1, Hardy 1)
TURNOVERS: 6 (Blake 3, Young 2, Hardy 1)
BLOCKED SHOTS: 2 (Blake 1, Jennings 1)
STEALS: 7 (Drayton 3, Blake 2, Hardy 1, Jennings 1)

HALFTIME: Northwestern 25, Wisconsin 22
OFFICIALS: Clark, Rodeheffer, Copenhaver

Michigan 64, UW 53

February 2, 2002
Ann Arbor, Michigan
Crisler Arena - 10,995

WISCONSIN	MP	FG	3P	FT	R	F	TP
Penney	33	4-10	2-6	4-4	6	5	14
Wills	33	5-8	2-3	4-5	5	2	16
Mader	19	2-9	0-0	2-4	5	2	6
Davis	33	1-8	0-1	1-3	5	2	3
Harris	31	1-6	0-2	0-1	5	2	2
Wilkinson	22	3-7	0-0	2-2	2	2	8
Owens	21	2-6	0-2	0-0	1	3	4
Plank	5	0-3	0-1	0-0	2	1	0
Hanson	3	0-0	0-0	0-0	0	0	0
team					4		
TOTALS	200	18-57	4-15	13-19	35	19	53
		(.316)	(.267)	(.684)			

ASSISTS: 8 (Wills 2, Harris 2, Penney 1, Mader 1, Davis 1, Wilkinson 1)
TURNOVERS: 13 (Harris 5, Penney 3, Wills 3, Davis 1, Wilkinson 1)
BLOCKED SHOTS: 2 (Penney 1, Mader 1)
STEALS: 5 (Davis 2, Mader 1, Wilkinson 1, Owens 1)

MICHIGAN	MP	FG	3P	FT	R	F	TP
Gibson	27	2-5	0-1	0-1	1	3	4
Blanchard	34	4-11	1-3	4-4	8	2	13
Young	28	5-8	0-0	6-7	4	5	16
Gotfredson	10	1-1	1-1	0-0	1	0	3
Jones	15	1-2	1-1	2-2	2	4	5
Bailey	15	1-1	0-0	0-0	3	2	2
Robinson, Jr.	30	7-11	0-1	4-4	6	0	18
Queen	30	1-3	0-1	0-0	3	3	2
Adebiyi	1	0-0	0-0	0-0	0	0	0
Groninger	4	0-1	0-0	0-0	1	0	0
Ingerson	6	0-2	0-2	1-2	0	0	1
team					2		
TOTALS	200	22-45	3-10	17-20	31	19	64
		(.489)	(.300)	(.850)			

ASSISTS: 10 (Blanchard 3, Young 2, Jones 2, Gotfredson 1, Robinson 1, Ingerson 1)
TURNOVERS: 15 (Blanchard 7, Robinson 2, Young 1, Gotfredson 1, Jones 1, Queen 1, Adebiyi 1, Groninger 1)
BLOCKED SHOTS: 4 (Gibson 3, Young 1)
STEALS: 4 (Gibson 1, Young 1, Gotfredson 1, Robinson 1)

HALFTIME: Michigan 37, Wisconsin 22
OFFICIALS: Hightower, Yorovich, Collins

**UW 94,
Ohio State 92 (ot)**

February 6, 2002
Madison, Wisconsin
Kohl Center - 16,228

WISCONSIN	MP	FG	3P	FT	R	F	TP
Mader	10	2-2	0-0	0-1	3	2	4
Wills	37	6-10	0-3	9-11	6	3	21
Davis	27	4-8	1-2	0-0	5	5	9
Penney	42	7-15	3-7	4-5	10	3	21
Harris	30	1-6	0-5	8-10	1	4	10
Owens	37	4-10	0-2	0-0	3	3	8
Plank	6	0-2	0-2	2-3	1	1	2
Wilkinson	36	3-6	0-2	13-16	9	4	19
team					1		
TOTALS	225	27-59	4-23	36-46	39	25	94
		(.458)	(.174)	(.783)			

ASSISTS: 11 (Davis 3, Wills 2, Owens 2, Wilkinson 2, Mader 1, Penney 1)
TURNOVERS: 14 (Wills 5, Owens 4, Davis 2, Mader 1, Penney 1, Wilkinson 1)
BLOCKED SHOTS: 3 (Wilkinson 3)
STEALS: 7 (Davis 2, Wilkinson 2, Wills 1, Harris 1, Owens 1)

OHIO STATE	MP	FG	3P	FT	R	F	TP
Savovic	34	5-11	1-4	6-7	5	4	17
Williams	35	6-8	0-0	2-2	7	5	14
Radinovic	15	2-2	0-0	2-3	1	3	6
Darby	41	9-18	0-2	4-5	4	1	22
Brown	39	5-16	1-1	4-4	8	2	15
Connolly	31	2-4	2-3	2-2	5	5	8
Heflin	0+	0-0	0-0	0-0	0	1	0
Smith	0+	0-0	0-0	0-0	0	0	0
Dials	9	0-1	0-0	1-4	4	4	1
Dudley	11	1-1	0-0	2-2	1	2	4
Martin	10	2-3	0-0	1-3	2	5	5
team					3		
TOTALS	225	32-64	4-10	24-32	40	32	92
		(.500)	(.400)	(.750)			

ASSISTS: 11 (Brown 5, Darby 2, Connolly 2, Savovic 1, Williams 1)
TURNOVERS: 13 (Savovic 4, Brown 4, Williams 2, Radinovic 1, Connolly 1, Martin 1)
BLOCKED SHOTS: 1 (Williams)
STEALS: 7 (Williams 4, Savovic 2, Brown 1)

HALFTIME: Ohio State 39, Wisconsin 38
OFFICIALS: Greenwood, Rodeheffer, Bush

**UW 73,
N'western 44**

February 9, 2002
Madison, Wisconsin
Kohl Center - 17,142

WISCONSIN	MP	FG	3P	FT	R	F	TP
Wills	31	6-9	3-4	1-2	6	2	16
Mader	18	2-6	0-0	0-0	2	3	4
Davis	28	0-5	0-2	3-4	2	2	3
Penney	36	6-11	1-3	2-2	12	0	15
Harris	30	4-6	0-1	3-3	3	1	11
Ukawuba	2	0-0	0-0	0-0	0	0	0
Peek	1	0-0	0-0	1-2	0	0	1
Hanson	2	0-0	0-0	0-0	1	0	0
Owens	20	5-7	1-3	0-1	3	3	11
Plank	2	0-0	0-0	0-0	0	0	0
Buchanan	1	1-1	0-0	0-0	0	1	2
Boettcher	1	0-0	0-0	0-0	0	0	0
Wilkinson	28	3-4	0-1	4-4	1	1	10
team					2		
TOTALS	200	27-49	5-14	14-18	32	13	73
		(.551)	(.357)	(.778)			

ASSISTS: 12 (Penney 4, Wills 2, Davis 2, Wilkinson 2, Harris 1, Owens 1)

TURNOVERS: 10 (Davis 4, Harris 4, Penney 1)

BLOCKED SHOTS: 1 (Mader 1)

STEALS: 4 (Wilkinson 2, Wills 1, Penney 1)

N'WESTERN	MP	FG	3P	FT	R	F	TP
Blake	28	3-10	1-1	0-0	3	2	7
Hardy	31	3-8	1-4	0-0	4	3	7
Jennings	19	2-6	0-2	0-0	4	4	4
Young	36	8-15	1-3	0-1	4	2	17
Drayton	28	0-0	0-0	0-0	3	1	0
Soltau	2	1-1	0-0	0-1	0	0	2
Jenkins	2	0-0	0-0	0-0	0	0	0
Vukusic	19	1-3	0-2	0-2	2	3	2
Long	13	1-2	1-2	0-0	1	3	3
Burke	19	1-3	0-2	0-3	2	2	2
Duvancic	2	0-0	0-0	0-0	0	0	0
Towne	1	0-0	0-0	0-0	0	1	0
team					2		
TOTALS	200	20-48	4-16	0-7	25	21	44
		(.417)	(.250)	(.000)			

ASSISTS: 7 (Blake 1, Hardy 1, Jennings 1, Young 1, Vukusic 1, Long 1, Burke 1)

TURNOVERS: 15 (Young 5, Vukusic 3, Blake 2, Hardy 1, Jennings 1, Drayton 1, Long 1, Burke 1)

BLOCKED SHOTS: 1 (Hardy 1)

STEALS: 7 (Drayton 3, Blake 2, Young 1, Long 1)

HALFTIME: Wisconsin 26, Northwestern 24

OFFICIALS: Hightower, Monje, Clark

UW 64, Indiana 63

February 13, 2002
Bloomington, Indiana
Assembly Hall - 17,456

WISCONSIN	MP	FG	3P	FT	R	F	TP
Wills	31	7-9	2-4	1-1	2	4	17
Mader	17	2-4	0-0	0-0	4	4	4
Davis	34	2-7	0-1	0-1	5	2	4
Penney	37	4-13	2-3	0-0	3	1	10
Harris	37	7-10	2-4	0-1	4	0	16
Owens	18	0-4	0-1	0-0	1	0	0
Wilkinson	26	5-9	1-2	2-2	7	3	13
team					4		
TOTALS	200	27-56	7-15	3-5	30	14	64
		(.482)	(.467)	(.600)			

ASSISTS: 14 (Wills 4, Davis 4, Penney 2, Wilkinson 2, Harris 1, Owens 1)

TURNOVERS: 8 (Wilkinson 3, Mader 2, Davis 1, Penney 1, Harris 1)

BLOCKED SHOTS: 2 (Wilkinson 2)

STEALS: 5 (Wilkinson 2, Penney 1, Harris 1, Owens 1)

INDIANA	MP	FG	3P	FT	R	F	TP
Odle	30	6-14	0-0	0-0	11	2	12
Leach	22	2-4	0-0	1-1	5	0	5
Coverdale	36	7-16	3-8	0-1	3	2	17
Fife	33	4-6	2-2	1-2	1	2	11
Hornsby	17	0-4	0-4	0-0	1	2	0
Moye	23	2-2	1-1	5-5	2	2	10
Perry	10	0-0	0-0	0-0	0	1	0
Newton	29	4-5	0-0	0-0	4	2	8
team					2		
TOTALS	200	25-51	6-15	7-9	29	13	63
		(.490)	(.400)	(.778)			

ASSISTS: 14 (Coverdale 7, Fife 3, Perry 2, Moye 1, Newton 1)

TURNOVERS: 11 (Coverdale 3, Odle 2, Fife 2, Newton 2, Hornsby 1, Moye 1)

BLOCKED SHOTS: 8 (Newton 6, Leach 2)

STEALS: 4 (Leach 1, Fife 1, Hornsby 1, Newton 1)

HALFTIME: Wisconsin 40, Indiana 35

OFFICIALS: Rucker, Petro Janssen

**UW 67,
Minnesota 62**

February 16, 2002
Minneapolis, Minnesota
Williams Arena - 14,854

WISCONSIN	MP	FG	3P	FT	R	F	TP
Penney	34	9-13	6-9	6-7	5	2	30
Wills	27	1-4	0-2	0-2	2	3	2
Mader	16	2-4	0-0	2-2	3	5	6
Davis	34	3-7	0-2	3-5	8	0	9
Harris	37	3-9	2-6	3-3	2	0	11
Hanson	0+	0-0	0-0	0-0	0	0	0
Owens	15	1-4	1-2	0-0	2	0	3
Plank	4	0-1	0-0	0-0	0	1	0
Wilkinson	33	2-9	0-2	2-2	5	3	6
team					2		
TOTALS	200	21-51	9-23	16-21	29	14	67
		(.412)	(.391)	(.762)			

ASSISTS: 14 (Davis 7, Harris 2, Wilkinson 2, Penney 1, Wills 1, Mader 1)

TURNOVERS: 11 (Penney 4, Harris 2, Wills 1, Mader 1, Owens 1, Wilkinson 1, Team 1)

BLOCKED SHOTS: 0

STEALS: 5 (Wills 2, Mader 1, Davis 1, Wilkinson 1)

MINNESOTA	MP	FG	3P	FT	R	F	TP
Rickert	30	5-15	1-6	1-2	5	3	12
Rychart	30	4-6	0-1	0-0	8	2	8
Holman	27	7-10	0-0	3-6	3	3	17
Fleming	14	2-5	2-3	0-0	3	2	6
Bennett	29	1-1	0-0	0-0	4	4	2
Robinson	6	0-1	0-1	0-0	1	0	0
Hargrow	18	2-4	0-1	2-2	2	2	6
Burleson	21	1-6	0-4	0-0	0	3	2
Esselink	6	1-2	0-0	0-0	0	0	2
Bauer	19	3-4	1-2	0-0	5	1	7
team					2		
TOTALS	200	26-54	4-18	6-10	34	20	62
		(.490)	(.400)	(.778)			

ASSISTS: 20 (Rickert 5, Rychart 4, Fleming 4, Burleson 3, Hargrow 2, Robinson 2)

TURNOVERS: 13 (Bennett 3, Rickert 2, Rychart 2, Holman 2, Bauer 2, Fleming 1, Hargrow 1, Burleson 1)

BLOCKED SHOTS: 3 (Holman 2, Bennett 1)

STEALS: 4 (Hargrow 1, Burleson 1, Robinson 1, Esselink 1)

HALFTIME: Minnesota 34, Wisconsin 29

OFFICIALS: Hartzell, Rodeheffer, Bush

UW 64, Iowa 56

February 19, 2002
Madison, Wisconsin
Kohl Center - 17,142

WISCONSIN	MP	FG	3P	FT	R	F	TP
Wills	40	2-10	0-4	3-6	6	3	7
Mader	28	5-8	0-0	0-0	2	3	10
Davis	36	4-6	0-0	4-4	3	3	12
Penney	35	5-12	0-4	3-3	6	0	13
Harris	37	6-7	4-5	4-4	1	1	20
Owens	14	0-3	0-0	0-0	2	0	0
Wilkinson	10	1-2	0-0	0-0	1	4	2
team					3		
TOTALS	200	23-48	4-13	14-17	24	14	64
		(.479)	(.308)	(.824)			

ASSISTS: 14 (Davis 6, Penney 4, Wills 3, Harris 1)
TURNOVERS: 11 (Wills 3, Davis 3, Mader 2, Penney 1, Wilkinson 1, Team 1)
BLOCKED SHOTS: 1 (Wilkinson 1)
STEALS: 10 (Wills 3, Penney 2, Harris 2, Owens 2, Mader 1)

IOWA	MP	FG	3P	FT	R	F	TP
Thompson	11	0-0	0-0	0-0	3	1	0
Sonderleiter	13	0-1	0-1	0-0	3	0	0
Leslie	26	4-5	1-1	0-1	2	3	9
Hogan	25	3-6	2-5	0-2	3	0	8
Boyd	10	0-2	0-1	3-3	0	2	3
Pierce	19	2-6	0-2	0-0	2	1	4
Worley	15	3-4	0-0	1-2	3	4	7
Reiner	11	0-0	0-0	0-0	1	0	0
Henderson	11	0-1	0-0	0-0	0	0	0
Recker	28	5-16	3-8	0-0	3	3	13
Evans	31	6-7	0-0	0-2	12	4	12
team					1		
TOTALS	200	23-48	6-18	4-10	33	18	56
		(.479)	(.333)	(.400)			

ASSISTS: 11 (Leslie 3, Thompson 2, Sonderleiter 2, Hogan 2, Pierce 1, Evans 1)
TURNOVERS: 18 (Leslie 4, Recker 4, Evans 3, Pierce 2, Thompson 1, Sonderleiter 1, Hogan 1, Boyd 1, Worley 1)
BLOCKED SHOTS: 0
STEALS: 4 (Evans 3, Recker 1)

HALFTIME: Wisconsin 23, Iowa 22
OFFICIALS: Hightower, Hillary, Welmer

UW 74, Michigan 54

February 27, 2002
Madison, Wisconsin
Kohl Center - 17,142

WISCONSIN	MP	FG	3P	FT	R	F	TP
Mader	13	1-5	0-0	0-0	1	4	2
Wills	25	1-7	0-0	2-2	1	4	4
Davis	37	2-5	0-0	1-4	10	2	5
Penney	38	8-16	4-7	1-1	6	2	21
Harris	37	7-10	4-6	3-6	4	1	21
Hanson	1	0-0	0-0	0-0	0	0	0
Owens	23	4-6	3-3	0-0	4	1	11
Plank	1	0-0	0-0	0-0	0	0	0
Wilkinson	25	4-8	2-3	0-0	3	1	10
team					7		
TOTALS	200	27-57	13-19	7-13	36	15	74
		(.474)	(.684)	(.538)			

ASSISTS: 16 (Davis 7, Penney 3, Harris 3, Wills 2, Wilkinson 1)
TURNOVERS: 7 (Wills 2, Wilkinson 2, Mader 1, Davis 1, Penney 1)
BLOCKED SHOTS: 2 (Harris 1, Wills 1)
STEALS: 7 (Harris 3, Wilkinson 2, Wills 1, Owens 1)

MICHIGAN	MP	FG	3P	FT	R	F	TP
Blanchard	30	5-11	3-6	1-2	4	4	14
Young	36	8-9	0-0	3-6	6	2	19
Jones	29	0-5	0-2	0-0	3	0	0
Queen	28	0-5	0-3	0-0	3	2	0
Robinson, Jr.	34	8-12	0-0	1-2	3	3	17
Dill	4	0-1	0-0	0-0	0	1	0
Gibson	8	1-1	0-0	0-0	2	1	2
Ingerson	3	0-0	0-0	0-0	0	0	0
Gotfredson	12	0-1	0-1	0-0	0	1	0
Groninger	8	0-2	0-2	0-0	0	1	0
Bailey	3	1-1	0-0	0-0	2	0	2
Adebiyi	5	0-0	0-0	0-0	2	1	0
team					10		
TOTALS	200	23-48	3-14	5-10	35	16	54
		(.479)	(.214)	(.500)			

ASSISTS: 13 (Queen 7, Robinson 3, Young 2, Blanchard 1)
TURNOVERS: 13 (Blanchard 3, Young 2, Queen 2, Robinson 2, Bailey Gotfredson 1, Adebiyi 1)
BLOCKED SHOTS: 6 (Robinson 3, Young 2, Bailey 1)
STEALS: 1 (Blanchard 1)

HALFTIME: Wisconsin 48, Michigan 31
OFFICIALS: Hightower, Rucker, Sanzere

Iowa 58, UW 56

March 8, 2002
Indianapolis, Indiana
Conseco Fieldhouse - 18,996

WISCONSIN	MP	FG	3P	FT	R	F	TP
Penney	27	7-11	3-4	2-2	0	3	19
Wills	38	7-12	2-3	0-0	2	2	16
Mader	21	0-1	0-0	0-0	4	3	0
Davis	39	0-5	0-3	3-3	9	2	3
Harris	34	4-6	2-3	4-4	3	2	14
Owens	16	0-3	0-0	0-0	1	3	0
Plank	5	0-0	0-0	0-0	1	0	0
Wilkinson	20	1-5	0-1	2-3	0	3	4
team					4		
TOTALS	200	19-43	7-14	11-12	24	18	56
		(.442)	(.500)	(.917)			

ASSISTS: 10 (Davis 4, Penney 3, Mader 1, Owens 1, Plank 1)
TURNOVERS: 22 (Mader 5, Davis 4, Penney 3, Wills 3, Harris 3, Team 2, Owens 1, Wilkinson 1)
BLOCKED SHOTS: 0
STEALS: 9 (Harris 4, Wilkinson 2, Wills 1, Davis 1, Owens 1)

IOWA	MP	FG	3P	FT	R	F	TP
Evans	35	2-6	0-0	0-1	8	4	4
Sonderleiter	9	1-2	0-0	0-0	2	1	2
Leslie	19	2-5	0-1	1-2	1	2	5
Pierce	25	1-6	0-1	0-0	1	1	2
Recker	36	9-14	4-6	6-6	2	3	28
Hogan	4	0-0	0-0	0-0	0	2	0
Worley	28	3-4	0-0	4-6	2	2	10
Reiner	7	0-0	0-0	0-0	2	0	0
Boyd	21	1-6	1-4	1-1	4	0	4
Henderson	16	1-1	0-0	1-1	1	2	3
team					4		
TOTALS	200	20-44	5-12	13-17	27	17	58
		(.455)	(.417)	(.765)			

ASSISTS: 7 (Boyd 3, Hogan 2, Pierce 1, Worley 1)
TURNOVERS: 18 (Recker 5, Evans 3, Leslie 2, Pierce 2, Worley 2, Henderson 2, Sonderleiter 1, Hogan 1)
BLOCKED SHOTS: 5 (Worley 2, Evans 1, Sonderleiter 1, Reiner 1)
STEALS: 13 (Recker 5, Leslie 3, Boyd 2, Evans 1, Pierce 1, Henderson 1)

HALFTIME: Wisconsin 26, Iowa 21
OFFICIALS: Hartzell, McDonald, Rodeheffer

**UW 80,
St. John's 70**

March 15, 2002
Washington, D.C.
MCI Center - 18,770

WISCONSIN	MP	FG	3P	FT	R	F	TP
Wills	28	3-7	1-2	3-4	9	3	10
Mader	13	0-1	0-0	0-0	0	3	0
Davis	28	2-3	1-1	4-5	2	4	9
Penney	37	5-10	3-5	6-8	5	3	19
Harris	38	4-9	2-5	4-8	4	3	14
Ukawuba	0+	0-0	0-0	0-0	0	0	0
Hanson	0+	0-0	0-0	0-0	0	0	0
Owens	28	5-8	2-2	6-8	2	2	18
Plank	0+	0-0	0-0	0-0	0	0	0
Buchanan	0+	0-0	0-0	0-0	0	0	0
Wilkinson	28	2-6	0-0	6-7	3	0	10
team							4
TOTALS	200	21-44	9-15	29-40	29	18	80
		(.477)	(.600)	(.725)			

ASSISTS: 14 (Davis 5, Penney 4, Harris 2, Owens 2, Mader 1)

TURNOVERS: 9 (Wills 3, Penney 3, Harris 2, Owens 1)

BLOCKED SHOTS: 0

STEALS: 8 (Harris 3, Owens 2, Mader 1, Davis 1, Wilkinson 1)

ST. JOHN'S	MP	FG	3P	FT	R	F	TP
Glover	32	4-6	1-3	8-9	5	5	17
Emanuel	25	4-9	3-7	2-2	3	3	13
King	30	2-2	0-0	4-5	4	5	8
Hatten	39	12-33	3-13	1-3	6	4	28
Stanley	29	0-0	0-0	0-0	4	5	0
Fordham	21	0-0	0-0	0-0	4	2	0
Keita	9	1-1	0-0	0-0	1	1	2
Scheiman	0+	0-0	0-0	0-0	0	0	0
Cuffe	15	1-5	0-1	0-0	2	3	2
Johnson	0+	0-0	0-0	0-0	1	0	0
team							3
TOTALS	200	24-56	7-24	15-19	33	29	70
		(.429)	(.292)	(.789)			

ASSISTS: 11 (Emanuel 3, Stanley 3, Fordham 2, King 1, Hatten 1, Cuffe 1)

TURNOVERS: 13 (Emanuel 3, Fordham 3, Glover 2, Cuffe 2, Hatten 1, Stanley 1, Keita 1)

BLOCKED SHOTS: 1 (Glover 1)

STEALS: 4 (Hatten 2, Stanley 2)

HALFTIME: Wisconsin 38, St. John's 31
OFFICIALS: Thornley, Reischling, Randall

Maryland 87, UW 57

March 17, 2002
Washington, D.C.
MCI Center - 18,789

WISCONSIN	MP	FG	3P	FT	R	F	TP
Harris	30	3-9	1-4	0-0	1	2	7
Wills	29	6-12	2-4	3-6	6	3	17
Mader	25	1-6	0-0	0-0	8	3	2
Davis	34	5-7	1-1	4-5	4	2	15
Penney	37	3-14	0-6	3-3	4	0	9
Hanson	3	0-2	0-1	0-0	0	2	0
Owens	15	0-4	0-1	0-0	1	3	0
Wilkinson	27	3-5	1-2	0-0	4	4	7
team							4
TOTALS	200	21-59	5-19	10-14	32	19	57
		(.356)	(.263)	(.714)			

ASSISTS: 11 (Mader 4, Davis 3, Wilkinson 2, Wills 1, Penney 1)

TURNOVERS: 14 (Harris 3, Wills 2, Mader 2, Davis 2, Penney 2, Owens 2, Wilkinson 1)

BLOCKED SHOTS: 4 (Harris 2, Mader 2)

STEALS: 6 (Wilkinson 2, Penney 2, Owens 1, Wills 1)

MARYLAND	MP	FG	3P	FT	R	F	TP
Mouton	25	0-4	0-0	2-2	7	1	2
Wilcox	26	9-13	0-0	0-1	7	0	18
Baxter	28	5-6	0-0	6-7	7	3	16
Dixon	36	10-19	4-7	5-6	5	1	29
Blake	30	1-4	1-3	0-0	2	3	3
Badu	2	0-0	0-0	0-0	0	0	0
McCall	5	0-0	0-0	0-0	0	0	0
Collins	3	1-2	0-0	0-0	0	0	2
Nicholas	20	3-7	2-4	0-0	2	1	8
Grinnon	2	0-1	0-0	0-0	2	0	0
Randle	10	2-4	0-0	0-0	4	3	4
Holden	13	1-2	1-2	2-2	1	2	5
team							4
TOTALS	200	32-62	8-16	15-18	41	14	87
		(.516)	(.500)	(.833)			

ASSISTS: 17 (Blake 4, Baxter 3, Dixon 3, Badu 2, Nicholas 2, Mouton 1, Wilcox 1, Holden 1)

TURNOVERS: 10 (Mouton 3, Wilcox 1, Baxter 1, Dixon 1, Blake 1, Badu 1, Randle 1, Holden 1)

BLOCKED SHOTS: 5 (Baxter 4, Wilcox 1)

STEALS: 9 (Baxter 2, Dixon 2, Mouton 1, Wilcox 1, Blake 1, Collins 1, Nicholas 1)

HALFTIME: Maryland 38, Wisconsin 30
OFFICIALS: Greene, Higgins, Hicks

**UW RECORD
WHEN ...**

Ahead at the half	12-3
Behind at the half	7-10
FG% of .450 or more	14-1
FG% less than .450	5-12
Better FG% than opp.	9-2
Worse FG% than opp.	9-11
Same FG% as opp.	1-0
Opp. shoots less than 45%	9-5
3FG% of 40% or more	8-1
3FG% less than 40%	11-12
Try more than 15 3FGs	10-7
Try 15 or fewer 3FGs	9-6
Make at least 70% FT	12-6
Try at least 25 FTs	9-1
Try less than 25 FTs	9-11
Outrebound opponent	10-6
Tied or outrebounded	9-7
More TOs than opponent	7-8
Same or fewer TOs	12-5
Commit 12 or more TOs	7-11
Commit less than 12 TOs	12-2
Score less than 50 pts.	0-3
Score 50-59 pts.	0-5
Score 60-69 pts.	7-5
Score 70-79 pts.	8-0
Score 80-89 pts.	3-0
Score 90 or more pts.	1-0
Allow less than 50 pts.	1-0
Allow 50-59 pts.	3-3
Allow 60-69 pts.	10-5
Allow 70-79 pts.	4-3
Allow 80-89 pts.	0-2
Allow 90 or more pts.	1-0
Overtime	1-1
vs. A.P. top 25 opponents	5-3
Home games	12-1
Road games	6-8
Neutral site games	1-4
Day games	10-2
Night games	9-11

Games Decided By ...

5 points or less	7-7
6-10 points	6-2
11-19 points	4-2
20 or more points	2-2

BIG TEN STATISTICS

Team Overall

SCORING	G	Pts.	Avg.
Illinois	35	2708	77.4
Minnesota	31	2330	75.2
Ohio State	32	2362	73.8
Iowa	35	2541	72.6
Purdue	31	2205	71.1
Indiana	37	2607	70.5
Michigan St.	31	2150	69.4
Michigan	29	1951	67.3
Wisconsin	32	2144	67.0
Penn State	28	1777	63.5
Northwestern	29	1729	59.6

SCORING DEF.	G	Pts.	Avg.
Northwestern	29	1715	59.1
Indiana	37	2316	62.6
Michigan State	31	1978	63.8
Ohio State	32	2078	64.9
Wisconsin	32	2101	65.7
Illinois	35	2369	67.7
Iowa	35	2384	68.1
Minnesota	31	2151	69.4
Michigan	29	2052	70.8
Purdue	31	2215	71.5
Penn State	28	2029	72.5

FT PERCENTAGE	FT	FTA	Pct.
Michigan State	442	573	.771
Michigan	384	509	.754
Illinois	638	862	.740
Wisconsin	471	655	.719
Minnesota	441	625	.706
Purdue	484	688	.703
Penn State	336	483	.696
Indiana	505	726	.696
Iowa	589	850	.693
Ohio State	537	795	.675
Northwestern	328	542	.605

FG PERCENTAGE	FG	FGA	Pct.
Ohio State	825	1702	.485
Illinois	908	1932	.470
Minnesota	842	1799	.468
Michigan State	764	1654	.462
Indiana	916	1990	.460
Iowa	872	1910	.457
Purdue	746	1685	.443
Wisconsin	731	1675	.436
Michigan	691	1595	.433
Northwestern	596	1425	.418
Penn State	614	1559	.394

FG Pct. DEF.	FG	FGA	Pct.
Michigan State	684	1730	.395
Indiana	847	2074	.408
Northwestern	624	1527	.409
Illinois	815	1960	.416
Minnesota	704	1690	.417
Iowa	808	1913	.422
Ohio State	733	1675	.438
Wisconsin	778	1707	.456
Michigan	746	1602	.466
Purdue	820	1736	.472
Penn State	708	1459	.485

3-Pt. FG Pct.	FG	FGA	Pct.
Indiana	270	659	.410
Michigan State	180	458	.393
Iowa	208	552	.377
Ohio State	175	466	.376
Illinois	254	692	.367
Purdue	229	635	.361
Wisconsin	211	593	.356
Minnesota	205	591	.347
Penn State	213	619	.344
Michigan	185	542	.341
Northwestern	209	622	.336

REB. MARGIN	REB.	OPP.	MAR.
Michigan State	1163	919	+7.9
Iowa	1295	1105	+5.4
Illinois	1264	1116	+4.2
Ohio State	1052	952	+3.1
Minnesota	1118	1028	+2.9
Indiana	1303	1241	+1.7
Wisconsin	1032	1038	-0.2
Purdue	989	1042	-1.7
Michigan	908	995	-3.0
Northwestern	891	1050	-5.5
Penn State	840	1009	-6.0

3-Pt. FG	G	FG	Avg.
Penn State	28	213	7.61
Purdue	31	229	7.39
Indiana	37	270	7.30
Illinois	35	392	11.20
Northwestern	29	209	7.21
Minnesota	31	205	6.61
Wisconsin	32	211	6.59
Michigan	29	185	6.38
Ohio State	32	175	5.47

BIG TEN STANDINGS

Teams	League			Overall		
	W	L	Pct.	W	L	Pct.
Wisconsin	11	5	.688	19	13	.594
Ohio State	11	5	.688	24	8	.750
Illinois	11	5	.688	26	9	.743
Indiana	11	5	.688	24	11	.645
Michigan State	10	6	.625	19	12	.613
Minnesota	9	7	.600	18	13	.581
Northwestern	7	9	.438	16	13	.552
Purdue	5	11	.313	13	18	.419
Iowa	5	11	.313	19	16	.543
Michigan	5	11	.313	11	18	.379
Penn State	3	13	.188	7	21	.250

Team Big Ten

SCORING	G	Pts.	Avg.
Minnesota	16	1166	72.9
Ohio State	16	1153	72.1
Indiana	16	1135	70.9
Illinois	16	1129	70.6
Michigan State	16	1090	68.1
Purdue	16	1090	68.1
Iowa	16	1078	67.4
Wisconsin	16	1055	65.9
Michigan	16	986	61.6
Penn State	16	974	60.9
Northwestern	16	898	56.1


SCORING DEF.	G	Pts.	Avg.
Northwestern	16	948	59.2

Indiana	16	971	60.7
Wisconsin	16	1026	64.1
Michigan State	16	1029	64.3
Illinois	16	1039	64.9
Ohio State	16	1077	69.2
Purdue	16	1107	67.3
Minnesota	16	1114	69.6
Iowa	16	1135	70.9
Penn State	16	1152	72.0
Michigan	16	1156	72.2

FT PERCENTAGE	FT	FTA	Pct.
Michigan State	222	286	.776
Michigan	191	252	.758
Illinois	253	335	.755
Wisconsin	230	323	.712
Minnesota	221	313	.706
Purdue	211	299	.706
Indiana	205	292	.702
Ohio State	260	382	.681
Iowa	244	362	.674
Penn State	186	277	.671
Northwestern	169	283	.597

FG PERCENTAGE	FG	FGA	Pct.
Minnesota	98	227	.432
Indiana	124	301	.412
Iowa	96	253	.379
Purdue	127	337	.377
Ohio State	89	237	.376
Minnesota	99	270	.367
Penn State	118	347	.340
Wisconsin	93	278	.335
Illinois	104	318	.327
Northwestern	99	321	.308
Michigan	91	300	.303

FG Pct. DEF.	FG	FGA	Pct.
Northwestern	97	300	.323
Michigan State	118	361	.327
Wisconsin	88	266	.331
Penn State	69	206	.335
Minnesota	122	363	.336
Illinois	108	317	.341
Ohio State	103	282	.365
Indiana	86	231	.372



Iowa	116	302	.384
Purdue	112	284	.394
Michigan	119	277	.430

3-Pt. FG Pct.	FG	FGA	Pct.
Michigan State	98	227	.432
Indiana	124	301	.412
Iowa	96	253	.379
Purdue	127	337	.377
Ohio State	89	237	.376
Minnesota	99	270	.367
Penn State	118	347	.340
Wisconsin	93	278	.335
Illinois	104	318	.327
Northwestern	99	321	.308
Michigan	91	300	.303

REB. MARGIN	REB.	OPP.	MAR.
Michigan State	553	434	+7.4
Iowa	551	487	+4.0
Ohio State	508	444	+4.0
Illinois	540	494	+2.9
Indiana	551	520	+1.9
Minnesota	530	507	+1.4
Purdue	473	469	+0.2
Wisconsin	496	516	-1.2
Michigan	470	544	-4.6
Northwestern	447	568	-7.6
Penn State	445	581	-8.5

3-Pt FG	G	FG	Avg.
Purdue	16	127	7.94
Indiana	16	124	7.75
Penn State	16	118	7.38
Illinois	16	104	6.50
Northwestern	16	99	6.19
Minnesota	16	99	6.19
Michigan State	16	98	6.12
Iowa	16	96	6.00
Wisconsin	16	93	5.81
Michigan	16	91	5.69
Ohio State	16	89	5.56

FT PERCENTAGE	FT	FTA	Pct.
Chambliss, PSU	57	64	.891
Recker, IOWA	108	122	.885
Cook, ILL	96	110	.873
Robinson, MICH	71	83	.855
Blanchard, MICH	89	107	.832
Taylor, MSU	100	123	.813
Williams, ILL	164	203	.808
Blake, NU	72	90	.800
Young, MICH	84	106	.792
Coverdale, IND	93	118	.788

REBOUNDING	G	REB.	Avg.
Evans, IOWA	34	378	11.1
Jerfferies, IND	36	273	7.6
Ballinger, MSU	27	184	6.8
Cook, ILL	35	233	6.7
Rychart, MINN	31	206	6.6
Hardy, NU	29	185	6.4
Blanchard, MICH	29	184	6.3
Anagonye, MSU	31	196	6.3
Jagla, PSU	24	140	5.8
Williams, OSU	32	184	5.8

ASSISTS	G	AST.	Avg.
Taylor, MSU	29	153	5.28
Parkinson, PUR	29	153	5.28
Coverdale, IND	37	178	4.81
Burleson, MINN	31	146	4.71
Williams, ILL	35	153	4.37
Watkins, PSU	28	116	4.14
Davis, WIS	32	126	3.94
Savovic, OSU	32	116	4.14
Drayton, NU	28	101	3.61
Brown, OSU	32	105	3.28

STEALS	G	STL.	Avg
Bennett, MINN	31	75	2.42
Williams, ILL	35	71	2.03
Young, NU	29	55	1.90
Drayton, NU	28	45	1.61



Kirk Penney was a unanimous first-team All-Big Ten choice. His 15.5 points per game were good for seventh in the league.

Recker, IOWA	35	56	1.60
Evans, IOWA	34	54	1.59
Coverdale, IND	37	57	1.54
Jerfferies, IND	36	54	1.50
Deane, PUR	30	44	1.47
Fife, IND	37	53	1.43
BLOCKED SHOTS	G	BL.	Avg.
Allison, PUR	31	59	1.90
Newton, IND	37	70	1.89

Leach, IND	32	48	1.50
Cook, IL	35	50	1.43
Holman, MINN	31	43	1.39
Young, MICH	29	40	1.38
Jagla, PSU	24	31	1.29
Jefferies, IND	36	46	1.28
Rickert, MINN	31	38	1.23
Archibald, ILL	34	38	1.12

3-Pt. FG Pct.	FG	FGA	Pct.
Fife, IND	66	140	.471
Bennett, MINN	38	81	.469
Hornsby, IND	72	161	.447
Hill, MSU	66	148	.446
Chambliss, PSU	99	235	.421
Boyd, IOWA	34	81	.420
Ingerson, MICH	49	117	.419
Recker, IOWA	92	223	.413
Savovic, OSU	34	88	.386
Harrington, ILL	74	189	.392

3-Pt. FG	G	FG	Avg.
Chambliss, PSU	28	99	3.54
Recker, IOWA	35	92	2.63
Blake, NU	29	92	2.63
Hill, MSU	31	66	2.13
Bradford, ILL	35	74	2.11
Deanne, PUR	30	63	2.10
Taylor, MSU	29	60	2.07
Hornsby, IND	37	72	1.95
Penney, WIS	32	62	1.94
Coverdale, IND	37	70	1.89

Individual Overall

SCORING	G	Pts.	Avg.
Deane, PUR	30	518	17.3
Recker, IOWA	35	600	17.1
Taylor, MSU	29	488	16.8
Brown, OSU	32	520	16.2
Williams, ILL	35	566	16.2
Evans, IOWA	34	525	15.4
Penney, WIS	32	482	15.1
Jefferies, IND	36	539	15.0
Blanchard, MICH	29	430	14.8
Chambliss, PSU	28	410	14.6

FG PERCENTAGE	FG	FGA	Pct.
Archibald, ILL	114	173	.659
Allison, PUR	109	181	.602
Young, MICH	123	205	.600
Williams, OSU	122	218	.560
Holman, MINN	118	213	.554
Rychart, MINN	163	295	.553
Ballinger, MSU	116	213	.545
Odle, IND	128	237	.540
Bennet, MINN	93	181	.514
Cook, ILL	174	342	.509

ALL-CONFERENCE TEAMS

Coaches

(1st Team)

Penney, WI
Brown, OSU
Jeffries, IND
Taylor, MSU
Williams, ILL

(2nd Team)

Cook, ILL
Coverdale, IND
Evans, IOWA
Rickert, MINN
Darby, OSU

(3rd Team)

Recker, IOWA
Rychart, MINN
Archibald, ILL
Deane, PUR
Hardy, NU

Honorable Mention: Player of the Year: Jeffries, IND; **Freshman of the Year:** Rickert, MINN; **Co-Defensive Players of the Year:** Fife, IND and Bennett, MINN

Coaches

(1st Team)

Penney, WI
Brown, OSU
Jeffries, IND
Taylor, MSU
Williams, ILL


(2nd Team)

Cook, ILL
Coverdale, IND
Evans, IOWA
Rickert, MINN
Deane, PUR

(3rd Team)

Recker, IOWA
Rychart, MINN
Ballinger, MSU
Darby, OSU
Blanchard, MICH

Honorable Mention: Player of the Year: Jeffries, IND; **Freshman of the Year:** Rickert, MINN; **Coach of the Year:** Ryan, WIS



Mike Wilkinson established himself as one of the best post defenders in the Big Ten, finishing fifth in the Big Ten in steals during the conference season.

Individual Big Ten

SCORING	G	Pts.	Avg.
Taylor, MSU	14	248	17.7
Deane, PUR	16	278	17.4
Brown, OSU	16	267	16.7
Rickert, MINN	16	248	15.5
Chambliss, PSU	16	246	15.4
Penney, WIS	16	244	15.2
Jefferies, IND	15	227	15.1
Recker, IOWA	16	232	14.5
Evans, IOWA	15	217	14.5
Darby, OSU	16	225	14.1

FG PERCENTAGE	FG	FGA	Pct.
Archibald, ILL	58	89	.652
Young, MICH	71	116	.612
Allison, PUR	51	88	.580
Williams, OSU	63	109	.578
Holman, MINN	63	110	.573
Rychart, MINN	79	142	.556
Anagonye, MSU	63	114	.553
Ballinger, MSU	68	128	.531
Odle, IND	68	128	.531
Cook, ILL	84	161	.522

FT PERCENTAGE	FT	FGA	Pct.
Cook, ILL	46	50	.920
Robinson, MICH	40	45	.889
Williams, ILL	61	69	.884
Taylor, MSU	53	62	.855
Chambliss, PSU	39	46	.848

Blake, NU	47	56	.839
Recker, IOWA	38	46	.826
Bennett, MINN	32	39	.821
Darby, OSU	67	84	.798
Penney, WIS	47	59	.797

REBOUNDING	G	REB.	Avg.
Evans, IOWA	15	160	10.7
Jefferies, IND	15	119	7.9
Ballinger, MSU	14	94	6.7

Odle, IND	16	107	6.7
Archibald, ILL	16	101	6.3
Blanchard, MICH	16	100	6.2
Rychart, MINN	16	99	6.2
Cook, ILL	16	99	6.2
Jagla, PSU	16	97	6.1
Young, MICH	16	96	6.0
Ballinger, MSU	15	30	.500
Hill, MSU	35	74	.473
Smith, PUR	22	48	.458
Hogan, IOWA	16	35	.457
Brown, OSU	20	45	.444
Fife, IND	26	60	.433
Boyd, IOWA	18	42	.429
Bauer, MINN	24	57	.421

ASSISTS	G	Ast.	Avg.
Taylor, MSU	14	70	5.00
Coverdale, IND	16	79	4.94
Parkinson, PUR	16	72	4.50
Watkins, PSU	16	69	4.31
Burleson, MINN	16	68	4.25
Williams, ILL	16	61	3.81
Savovic, OSU	16	57	3.56
Brown, OSU	16	56	3.50
Drayton, NU	16	55	3.44
Deane, PUR	16	52	3.25

STEALS	G	Stl.	Avg.
Bennet, MINN	16	37	2.31
Williams, ILL	16	32	2.00
Evans, IOWA	15	28	1.87
Young, NU	16	29	1.81
Wilkinson, WIS	16	26	1.62
Jefferies, IND	15	24	1.60
Fife, IND	16	24	1.50
Deane, PUR	16	24	1.50
Coverdale, IND	16	24	1.50
Harris, WIS	16	22	1.38

BLOCKED SHOTS	G	Bl.	Avg.
Jefferies, IND	15	32	2.13
Newton, IND	16	34	2.12
Holman, MINN	16	26	1.62
Cook, ILL	16	26	1.62
Archibald, ILL	16	23	1.44
Young, MICH	16	23	1.44
Allison, PUR	16	22	1.38
Rickert, MINN	16	20	1.25
Ballinger, MSU	14	17	1.21
Jagla, PSU	16	19	1.19


3-PT. FG Pct.	FG	FGA	Pct.
Hornsby, IND	37	74	.500
Bennett, MINN	16	32	.500



Wisconsin defeated Michigan 74-54 to clinch a share of its first Big Ten title since 1947. The Badgers shot .567 from the field in the first half, opening a 48-31 halftime lead.

WISCONSIN RECORDS

- Pgs. 134-137 - Team Records
- Pg. 138 - Winning Streaks and Best Starts
- Pg. 139 - Opponent Records
- Pgs. 140-147 - Individual Records
- Pgs. 148-151 - 1,000-Point Scorers
- Pg. 152 - 30-Point Performances
- Pg. 153 - Kohl Center Records
- Pgs. 154-156 - Yearly Statistical Leaders



TEAM RECORDS

Single Season

Most Games

- 36 in 1999-00
 - 32 in 1998-99
 - 32 in 1995-96
 - Four tied with 31
- Big Ten: 18, many times*

Most Wins

- 22 in 1999-00
- 22 in 1998-99
- 20 in 1940-41
- 20 in 1915-16
- 18 in 2000-01
- 18 in 1996-97
- 18 in 1993-94
- 18 in 1988-89

Big Ten: 12 in 1912 and 1914

Highest Winning Pct.

- 1.000 (15-0 in 1911-12)
- 1.000 (15-0 in 1913-14)
- .952 (20-1 in 1915-16)
- .933 (14-1 in 1912-13)
- .882 (15-2 in 1929-30)
- .882 (15-2 in 1928-29)

Big Ten: 1.000 (12-0 in both 1912 and 1914)

Points

- 2,259 in 1993-94
- 2,226 in 1991-92
- 2,193 in 1986-87
- 2,157 in 1999-00
- 2,156 in 1992-93

Big Ten: 1,338 in 1976

Scoring Average

- 86.3 in 1970-71
- 84.7 in 1961-62
- 81.9 in 1963-64
- 81.8 in 1966-67
- 80.1 in 1967-68

Big Ten: 84.1 in 1971

Scoring Defense

- 52.6 in 1949-50
- 53.0 in 1946-47
- 53.4 in 1947-48
- 55.2 in 1998-99
- 55.3 in 1996-97

Big Ten: 51.4 in 1949

Field Goal Pct. Def.

- .248 in 1946-47
- .276 in 1949-50
- .277 in 1947-48
- .291 in 1950-51
- .300 in 1952-53

Big Ten: .242 in 1947

Field Goals

- 816 in 1993-94
- 814 in 1985-86
- 813 in 1986-87
- 803 in 1984-85
- 793 in 1992-93
- 793 in 1961-62

Big Ten: 535 in 1976

Field Goal Attempts

- 1,915 in 1963-64
- 1,831 in 1970-71
- 1,818 in 1974-75
- 1,812 in 1961-62
- 1,808 in 1975-76

Big Ten: 1,258 in 1976

Field Goal Percentage

- .503 (743-1476) in 1990-91
- .501 (774-1546) in 1988-89
- .488 (803-1646) in 1984-85
- .483 (814-1686) in 1985-86
- .479 (813-1696) in 1986-87

Big Ten: .486 (417-858) in 1991

3-Pt. Field Goals

- 225 in 1993-94
- 219 in 1992-93
- 207 in 1999-00
- 204 in 1998-99
- 189 in 1995-96

Big Ten: 138 in 1993

3-Pt. Field Goal Att.

- 609 in 1993-94
- 602 in 1999-00
- 572 in 1998-99
- 570 in 1992-93
- 561 in 1994-95

Big Ten: 374 in 1993

3-Pt. Field Goal Pct.

- .448 (146-326) in 1988-89
- .447 (160-358) in 1986-87
- .432 (126-292) in 1987-88
- .426 (179-420) in 1991-92
- .413 (186-450) in 1990-91

Big Ten: .452 (85-188) in 1988

Free Throws

- 495 in 1954-55
- 486 in 1953-54
- 473 in 1995-96
- 473 in 1952-53
- 463 in 1991-92
- 463 in 1970-71

Big Ten: 345 in 1955

Free Throw Attempts

- 717 in 1952-53
- 695 in 1953-54
- 693 in 1954-55
- 687 in 1994-95
- 682 in 1991-92

Big Ten: 479 in 1955

Free Throw Pct.

- .758 (413-545) in 1983-84
- .743 (361-496) in 1984-85
- .740 (413-558) in 1998-99
- .733 (368-502) in 1985-86
- .725 (314-433) in 1982-83

Big Ten: .787 (200-254) in 1999

Rebounds

- 1,268 in 1970-71
- 1,245 in 1972-73
- 1,207 in 1966-67
- 1,196 in 1962-63
- 1,177 in 1961-62

Big Ten: 776 in 1976

Rebound Average

- 52.8 in 1970-71
- 51.9 in 1972-73
- 50.3 in 1966-67
- 50.0 in 1950-51
- 49.8 in 1962-63

Big Ten: 51.6 in 1971

Opp. Rebounding Avg.

- 29.5 in 1988-89
- 29.6 in 2000-01
- 29.8 in 1990-91
- 30.5 in 1983-84
- 30.7 in 1989-90

Big Ten: 30.0 in 1984 and 1989

Assists

- 506 in 1986-87
- 478 in 1999-00
- 472 in 1993-94
- 469 in 1990-91
- 456 in 1984-85

Big Ten: 281 in 1987

Fewest Turnovers

1. 337 in 2000-01
 2. 374 in 1984-85
 3. 377 in 1998-99
 4. 379 in 1983-84
 5. 382 in 1985-86
- Big Ten: 181 in 1999*

Fewest TOs/game

1. 11.3 in 1999-00
 2. 11.6 in 2000-01
 3. 11.8 in 1998-99
 4. 13.4 in 1984-85
 5. 13.4 in 1988-89
- Big Ten: 11.3 in 1999*


Blocked Shots

1. 153 in 1991-92
 2. 135 in 1993-94
 3. 103 in 1994-95
 4. 102 in 1999-00
 5. 97 in 1996-97
- Big Ten: 79 in 1994*

Steals

1. 236 in 1999-00
 2. 224 in 1998-99
 3. 220 in 1988-89
 4. 214 in 1992-93
 5. 208 in 1991-92
- Big Ten: 140 in 1993*

(NOTE: single-season team records in conference games only are listed in italics after each statistical category)



Tracy Webster hit 7-13 three-pointers as the Badgers tied a team record by making 15 treys against Missouri in an NCAA tournament second-round game in 1994.

Single Game

Points

1. 120 vs. Southern Methodist, 12/9/67
 2. 115 vs. Mississippi Valley St., 12/23/93
 5. 115 vs. Gonzaga, 12/17/63
 4. 114 vs. Michigan Tech, 12/5/70
 5. 113 vs. Iowa, 2/9/74
- Big Ten: 113 vs. Iowa, 2/9/74*

Scoring Defense

1. 29 vs. Loyola Chicago (66-29), 11/14/98
 - 29 vs. Michigan State (35-29), 2/24/51
 3. 30 vs. Brown (52-30), 12/7/96
 4. 33 vs. Northwestern (56-33), 1/17/98
 - 33 vs. Wash'ton (Mo.) (43-33), 12/9/57
- Big Ten: 29 vs. Mich. State (35-29), 2/24/51*

Field Goals

1. 48 vs. Southern Methodist, 12/9/67
 - 48 vs. Gonzaga, 12/17/63
 3. 44 vs. Eastern Illinois, 12/1/70
 - 44 vs. Illinois, 3/11/67
 - 44 vs. West Virginia, 12/18/65
 - 44 at LSU, 12/18/54
- Big Ten: 44 vs. Illinois, 3/11/67*

Field Goal Attempts

1. 113 at Michigan State, 1/6/64
 2. 111 vs. Michigan Tech, 12/5/70
 3. 102 vs. South Dakota, 12/9/72
 4. 99 vs. Northern Michigan, 12/11/71
 5. 97 vs. West Virginia, 12/18/65
- Big Ten: 113 at Michigan State, 1/6/64*

Field Goal Percentage

1. .744 (32-43) vs. Army, 12/30/79
 2. .687 (33-48) vs. N. Illinois, 12/22/84
 3. .667 (32-48) at New Mexico, 12/29/84
 4. .649 (24-37) at Minnesota, 1/3/87
 5. .648 (35-54) vs. E. Illinois, 12/28/95
- Big Ten: .649 (24-37) at Minnesota, 1/3/87*

Field Goal Pct. Def.

1. .183 vs. Creighton, 1/8/49
 - .183 vs. Missouri, 12/9/48
 3. .184 vs. Brown, 12/7/96
 - .184 vs. Purdue, 1/19/48
 - .184 vs. Indiana, 1/15/49
- Big Ten: .184 vs. Purdue, 1/19/48 and .184 vs. Indiana, 1/15/49*

3-Point Field Goals

1. 15 vs. Missouri, 3/19/94
 - 15 vs. Alcorn State, 12/29/92
 3. 14 at Temple, 12/14/00
 - 14 vs. Michigan State, 2/2/94
 - 14 vs. Texas-Arlington, 12/22/90
- Big Ten: 14 vs. Michigan State, 2/2/94*

3-Point Field Goal Att.

1. 40 vs. Temple, 12/3/01
 2. 37 vs. Missouri, 3/19/94
 3. 35 at Eastern Michigan, 12/10/94
 4. 32 at Marquette, 12/31/94
 5. 31 vs. UW-Milwaukee, 11/27/93
 - 31 vs. Northwestern, 2/3/93
- Big Ten: 31 vs. Northwestern, 2/3/93*

3-Point Field Goal Pct.

- (min. 8 attempts)
1. .900 (9-10) at Illinois, 1/25/97
 2. .889 (8-9) vs. N. Dakota St., 12/10/86
 3. .778 (7-9) vs. Indiana, 3/3/90
 - .778 (7-9) at Iowa, 2/10/90
 5. .750 (6-8) vs. Gonzaga, 12/1/89
 - .750 (9-12) vs. Denver, 12/14/88
- Big Ten: .900 (9-10) at Illinois, 1/25/97*

Free Throws

1. 41 at Illinois, 1/1/55
 2. 40 vs. Minnesota, 1/12/53
 3. 37 at Michigan, 2/21/53
 4. 36 vs. Ohio State, 2/6/02
 - 36 vs. Sam Houston State, 12/13/92
- Big Ten: 41 at Illinois, 1/1/55*

Free Throw Attempts

1. 61 at Michigan, 2/21/53
 2. 54 at Illinois, 1/1/55
 3. 50 at Indiana, 2/12/62
 4. 48 vs. Sam Houston State, 12/13/92
 - 48 vs. Michigan State, 3/9/53
 - 48 vs. Minnesota, 1/12/53
- Big Ten: 61 at Michigan, 2/21/53*

Free Throw Pct.

- (min. 12 attempts)
1. 1.000 (22-22) vs. Purdue, 2/7/76
 - 1.000 (13-13) at Loyola, 12/12/87
 - 1.000 (12-12) vs. Marquette, 12/4/90
 - 1.000 (12-12) vs. S. Illinois, 12/3/83
 5. .962 (25-26) vs. Michigan, 2/26/92
- Big Ten: 1.000 (22-22) vs. Purdue, 2/7/76*

Rebounds

1. 79 vs. Michigan Tech, 12/5/70
 2. 76 vs. South Dakota, 12/9/72
 3. 74 vs. Iowa, 2/6/71
 - 74 vs. Washington (Mo.), 12/11/61
 5. 73 vs. Gonzaga, 12/17/63
- Big Ten: 74 vs. Iowa, 2/6/71*

Assists

1. 33 vs. Northwestern, 3/7/53
 2. 31 vs. South Dakota, 12/6/84
 - 31 at Louisiana State, 12/18/54
 4. 30 vs. Iowa, 3/9/94
 5. 29 vs. Mississippi Valley St., 12/23/93
- Big Ten: 33 vs. Northwestern, 3/7/53*

Fewest Turnovers

- 2 vs. Penn State, 3/3/93
- 4 vs. Michigan State, 3/11/00
- 5 vs. Iowa, 1/16/01
- 5 vs. Ohio State, 1/13/00
- 5 vs. Indiana, 1/4/97
- 5 vs. Illinois, 2/20/92
- 5 vs. Illinois, 1/17/85

Big Ten: 2 vs. Penn State, 3/3/93

Blocked Shots

- 12 vs. Northwestern, 3/9/00
- 11 at Portland, 11/30/91
- 11 vs. Texas-Arlington, 12/22/90
- 11 vs. Ferris State, 11/28/88
- 11 vs. Rollins, 12/1/73

*Big Ten: 12 vs. Northwestern, 3/9/00**

Steals

- 17 vs. Michigan State, 1/7/88
- 16 vs. Denver, 12/14/88
- 15, five times

Big Ten: 17 vs. Michigan State, 1/7/88

(NOTE: single-game team records in conference games only are listed in italics after each statistical category)

*Big Ten Tournament game

Single Half**Points**

- 67 vs. Iowa, 1/25/88 (2nd)
- 65 vs. Cleveland State, 12/22/79 (2nd)
- 65 vs. Gonzaga, 12/17/63 (2nd)
- 63 vs. Miss. Valley St., 12/23/93 (2nd)
- 63 vs. So. Methodist, 12/9/67 (1st)

Big Ten: 67 vs. Iowa, 1/25/88 (2nd)

Scoring Defense

- 8 vs. Pittsburgh, 12/12/47 (1st)
- 10 at Marquette, 12/23/98 (1st)
- 10 at Marquette, 12/31/48 (1st)
- 11 vs. Michigan State, 2/9/48 (2nd)
- 12 vs. Brown, 12/7/96 (2nd)
- 12 vs. UNC-Wilmington, 11/30/96 (1st)
- 12 vs. Marquette, 12/2/50 (2nd)

Big Ten: 11 vs. Michigan State, 2/9/48 (2nd)

Field Goals

- 28 vs. Georgia, 12/17/63 (2nd)
- 27 vs. Iowa, 1/25/88 (2nd)
- 26 vs. SMU, 12/9/67 (1st)
- 25 vs. Purdue, 3/2/68 (2nd)
- 25 vs. West Virginia, 12/18/65 (1st)
- 25 vs. Indiana, 2/25/63 (1st)

Big Ten: 27 vs. Iowa, 1/25/88 (2nd)

Field Goal Attempts

- 58 at Michigan State, 1/6/64 (2nd)
- 57 vs. Michigan Tech, 12/5/70 (2nd)
- 56 vs. SIU-Edwardsville, 12/2/72 (2nd)
- 56 vs. Ohio State, 2/29/70 (2nd)
- 55 at Michigan State, 1/6/64 (1st)
- 54 vs. South Dakota, 12/9/72 (1st)
- 54 vs. Loyola, 12/12/70 (1st)
- 54 vs. Michigan Tech, 12/5/70 (1st)

Big Ten: 58 at Michigan State, 1/6/64 (2nd)

Field Goal Percentage

- .778 (14-18) vs. Bowling Green, 3/13/91 (2nd)
- .773 (17-22) vs. N. Illinois, 12/18/84 (2nd)
- .762 (16-21) vs. Northwestern, 1/30/88 (1st)
- .760 (19-25) vs. Army, 12/30/79 (2nd)
- .750 (15-20) vs. NE Illinois, 11/28/95 (1st)

Big Ten: .762 (16-21) vs. N'wstn., 1/30/88 (1st)

Field Goal Pct. Def.

- .118 vs. Brown, 12/7/96 (2nd)
- .136 at Marquette, 12/23/98 (1st)
- .154 vs. Michigan State, 1/17/96 (1st)
- .158 vs. Northwestern, 2/18/01 (1st)
- .158 vs. Northwestern, 2/10/99 (1st)

Big Ten: .154 vs. Mich. State, 1/17/96 (1st)

3-Point Field Goals

- 11 at E. Michigan, 12/10/94 (2nd)
- 10 vs. Michigan, 12/16/00 (1st)
- 9, six times; MR at Temple, 12/9/98 (1st)

Big Ten: 10 vs. Michigan, 12/16/00

3-Point Field Goal Att.

- 24 at E. Michigan, 12/10/94 (2nd)
- 22 vs. Missouri, 3/19/94 (2nd)
- 18 vs. Iowa, 1/25/88 (2nd)
- 17, seven times; MR at Tennessee, 11/21/00 (2nd)

Big Ten: 17, four times; MR vs. Michigan State, 2/2/94 (1st)

3-Point Field Goal Pct.

(min. 5 attempts)

- 1.000 (10-10) vs. Michigan, 2/16/00 (1st)
- 1.000 (6-6) at Illinois, 1/25/97 (1st)
- 1.000 (5-5) at Wright St., 12/5/95 (2nd)
- 1.000 (6-6) vs. North Dakota State, 12/10/86 (1st)
- .857 (6-7) at Iowa, 2/10/90 (1st)

Big Ten: 1.000 (10-10) vs. Michigan, 2/16/00 (1st)

Free Throws

- 31 at St. Bonaventure, 12/14/96 (2nd)
- 27 vs. Ohio State, 3/4/89 (2nd)
- 26 vs. Marquette, 2/19/90 (2nd)
- 23 vs. Washington State, 12/1/84 (2nd)
- 22, five times; MR vs. Iowa, 1/16/01 (2nd)

Big Ten: 27 vs. Ohio State, 3/4/89 (2nd)

Free Throw Attempts

- 42 at St. Bonaventure, 12/14/96 (2nd)
- 36 vs. Ohio State, 3/4/89 (2nd)
- 35 vs. Minnesota, 1/7/91 (2nd)
- 33 vs. Marquette, 2/19/90 (2nd)
- 31 at Indiana, 2/12/62 (2nd)

Big Ten: 36 vs. Ohio State, 3/4/89 (2nd)

Free Throw Pct.

(min. 12 attempts)

- 1.000 (15-15) vs. Purdue, 2/7/76 (2nd)
- 1.000 (13-13) vs. Purdue, 2/2/92 (1st)
- 1.000 (13-13) at Ohio St., 1/7/89 (2nd)
- 1.000 (13-13) vs. Florida, 12/20/67 (2nd)
- 1.000 (12-12) at Marquette, 12/4/90 (2nd)
- 1.000 (12-12) vs. Pittsburgh, 12/30/86 (2nd)

Big Ten: 1.000 (15-15) vs. Purdue, 2/7/76 (2nd)

Rebounds

- 46 vs. Michigan Tech, 12/1/71 (2nd)
- 46 vs. Gonzaga, 12/17/63 (2nd)
- 45 vs. South Dakota St., 12/9/72 (1st)
- 43 at Michigan State, 1/6/64 (1st)
- 40 vs. DePauw, 12/15/73 (1st)
- 40 vs. Michigan Tech, 12/5/70 (1st)
- 40 vs. Boston College, 12/18/64 (1st)

Big Ten: NA

Assists

- 17 vs. Miss'ppi Valley St., 12/23/93 (2nd)
- 17 vs. Alcorn State, 12/29/92 (1st)
- 17 vs. UT-Arlington, 12/22/90 (2nd)
- 17 vs. Iowa State, 12/7/74 (1st)
- 16 vs. Iowa, 1/25/88 (2nd)
- 16 vs. LSU, 12/18/54 (1st)

Big Ten: 16 vs. Iowa, 1/25/88 (2nd)

Fewest Turnovers

- 0 vs. Indiana, 1/4/97 (2nd)
- 1, seven times; MR vs. Penn State, 3/3/93 (1st and 2nd)

Big Ten: 0 vs. Indiana, 1/4/97 (2nd)

Blocked Shots

- 7 at Illinois, 1/22/92 (1st)
- 7 vs. UT-Arlington, 12/22/90 (1st)
- 7 vs. San Francisco St., 11/29/90 (2nd)
- 7 vs. Rollins College, 12/1/73 (1st)
- 6 four times; MR vs. Northwestern, 3/9/00 (1st and 2nd)

Big Ten: 7 at Illinois, 1/22/92 (1st)

Steals

- 11 vs. Denver, 12/14/88 (2nd)
- 10 vs. Minnesota, 1/22/00 (1st)
- 10 vs. Michigan State, 1/7/88 (1st)
- 10 at Purdue, 1/30/82 (2nd)
- 9, five times; MR vs. Penn State, 2/13/99 (1st)

Big Ten: 10, three times, MR vs. Minnesota, 1/22/00 (1st)

Scoring Margins

Biggest Wins

- 55 Denver (89-34), 12/14/88
- 52 Morgan State (94-42), 12/23/79
- 52 N. Dakota State (102-50), 1/23/62
- 46 North Dakota (94-48), 12/7/68
- 44 Five times

Biggest Home Wins

- 55 Denver (89-34), 12/14/88
- 52 Morgan State (94-42), 12/23/79
- 52 N. Dakota State (102-50), 1/23/62
- 46 North Dakota (94-48), 12/7/68
- 44 Five times

Biggest Road Wins

- 38 at Chaminade (104-66), 11/22/95
- 37 vs. Nebraska (78-41), 11/22/98
- 36 at Loyola Marymount (103-67), 12/4/93
- 35 vs. Navy (93-58), 12/29/91
- 34 at Chicago (54-20), 2/9/42

Attendance

Largest Crowds to Watch the Badgers

No.	Attend.	Arena	Date	Score
1.	43,116	RCA Dome, Indianapolis	4/1/00	Mich. State 53, UW 41
2.	23,266	Rupp Arena, Lexington	11/27/76	Kentucky 72, UW 64
3.	22,011	United Center, Chicago	3/11/00	Mich. State 55, UW 46
4.	21,739	United Center, Chicago	3/9/01	Indiana 64, UW 52
5.	21,711	United Center, Chicago	3/6/98	Illinois 66, UW 61
	21,711	United Center, Chicago	3/5/98	UW 52, Penn State 51
7.	20,695	United Center, Chicago	3/6/99	Mich. State 56, UW 41
8.	20,297	United Center, Chicago	3/5/99	UW 74, Iowa 50
9.	19,627	United Center, Chicago	3/10/00	UW 78, Purdue 66
10.	19,200	Value City Arena, Columbus	2/10/01	Ohio State 63, UW 58
11.	19,165	Chicago Stadium	2/15/47	UW 54, Northwestern 52
12.	19,100	Value City Arena, Columbus	2/2/00	Ohio State 51, UW 48
13.	18,996	Conseco Fieldhouse, Indianapolis	3/8/02	Iowa 58, UW 56
14.	18,789	MCI Center, Washington, D.C.	3/17/02	Maryland 87, UW 57
15.	18,770	MCI Center, Washington, D.C.	3/15/02	UW 80, St. John's 70
16.	18,692	Value City Arena, Columbus	2/24/99	Ohio State 63, UW 54
17.	18,545	Bradley Center, Milwaukee	12/23/98	UW 61, Marquette 45
18.	18,543	Bradley Center, Milwaukee	1/2/93	UW 77, Marquette 67
19.	18,285	Bradley Center, Milwaukee	12/31/94	Marquette 80, UW 65
20.	18,000	Chicago Stadium	2/11/50	UW 66, Northwestern 59
	18,000	Madison Square Garden	3/20/47	CCNY 70, UW 56

Biggest Defeats

- 53 at Iowa (48-101), 2/10/86
- 53 at Indiana (61-114), 1/3/76
- 44 at UCLA (56-100), 12/28/66
- 44 Michigan (59-103), 2/22/64
- 41 at UCLA (53-94), 11/25/72
- 41 at Rice (37-78), 12/6/58

Biggest Home Defeats

- 44 Michigan (59-103), 2/22/64
- 37 Ohio State (69-106), 2/8/60
- 33 Purdue (42-75), 2/7/96
- 32 Ohio State (68-100), 1/30/61
- 31 Minnesota (78-109), 2/12/94
- 31 Michigan State (57-88), 2/2/59

Biggest Road Defeats

- 53 at Iowa (48-101), 2/10/86
- 53 at Indiana (61-114), 1/3/76
- 44 at UCLA (56-100), 12/28/66
- 41 at UCLA (53-94), 11/25/72
- 41 at Rice (37-78), 12/6/58

UW'S 100-POINT GAMES

- 120 Southern Methodist (82), 12/9/67
- 115 Mississippi Valley St. (79), 12/23/93
- 115 Gonzaga (71), 12/17/63
- 114 Michigan Tech (70), 12/5/70
- 113 Iowa (87), 2/9/74
- 110 Alcorn State (81), 12/29/92
- 110 Northwestern (94), 2/21/67
- 108 Detroit Mercy (86), 12/23/92
- 107 Michigan Tech (74), 12/1/71
- 107 Louisiana State (68), 12/18/54
- 106 UW-Milwaukee (84), 11/27/93
- 105 Eastern Illinois (70), 12/28/95
- 105 Texas-Arlington (74), 12/22/90
- 105 DePauw (63), 11/29/75
- 105 at Indiana (94), 2/12/62
- 105 vs. Dayton (93), 12/28/61
- 104 vs. Chaminade (66), 11/22/95
- 104 Cal. State-L.A. (88), 12/27/85
- 104 Northern Michigan (65), 12/11/71
- 104 Purdue (84), 3/2/68
- 104 vs. Arizona (77), 12/30/66
- 104 vs. Georgia Tech (84), 12/28/63
- 103 Cleveland State (78), 12/22/79
- 103 Grambling (83), 12/29/93
- 103 at Loyola Marymount (67), 12/4/93
- 103 Michigan State (96), 2/22/75
- 103 Illinois (101), 2/19/62
- 102 Eastern Illinois (84), 12/1/70
- 102 Illinois (92), 3/11/67
- 102* at Michigan (120), 2/12/66
- 102 Indiana (96), 2/25/63
- 102 North Dakota State (50), 1/23/62
- 101 Northwestern (87), 2/3/93
- 101 Charleston Southern (72), 12/14/92
- 101 Illinois (75), 1/19/74
- 101 Michigan State (74), 2/29/72
- 100 Florida A&M (56), 11/26/83
- 100 SIU-Edwardsville (74), 12/2/72
- 100* at Iowa (119), 2/10/70

*losses

WISCONSIN RECORDS

WINNING STREAKS AND BEST STARTS

All-time Badger Winning Streaks

Overall

No.	Began	Opponent	Site	Score	Ended	Opponent	Site	Score
29	Dec. 9, 1911	Beloit	H	31-18	Mar. 7, 1913	Chicago	A	10-23
24	Dec. 13, 1913	Knox	H	48-15	Jan. 23, 1915	Chicago	H	19-24
19	Jan. 11, 1941	Iowa	H	49-35	Dec. 31, 1941	Dartmouth	N	49-57
16	Jan. 29, 1916	Chicago	A	29-18	Jan. 13, 1917	Minnesota	A	25-33
12	Dec. 10, 1915	Beloit	H	38-11	Jan. 22, 1916	Illinois	A	20-27
12	Feb. 1, 1907	Illinois	H	47-13	Feb. 28, 1908	Chicago	A	19-24

Single Season


No.	Began	Opponent	Site	Score	Ended	Opponent	Site	Score
15	Jan. 11, 1941	Iowa	H	49-35	Mar. 29, 1941	Washington St.	N	39-34
15	Dec. 13, 1913	Knox	H	48-15	Mar. 10, 1914	Purdue	A	27-13
15	Dec. 9, 1911	Beloit	H	31-18	Mar. 16, 1912	Indiana	A	32-21
14	Dec. 7, 1912	Ripon	H	40-13	Mar. 7, 1913	Chicago	A	10-23
12	Dec. 10, 1915	Beloit	H	38-11	Jan. 22, 1916	Illinois	A	20-27

Home Games (Overall)

No.	Began	Opponent	Site	Score	Ended	Opponent	Site	Score
33	Mar. 8, 1911	Northwestern	H	23-11	Jan. 23, 1915	Chicago	H	19-24
24	Jan. 14, 1929	Indiana	H	24-20	Feb. 14, 1931	Minnesota	H	15-42
18	Feb. 19, 1915	Purdue	H	26-21	Jan. 26, 1917	Chicago	H	13-21
18	Feb. 27, 1909	Purdue	H	29-6	Mar. 1, 1911	Minnesota	H	13-21
15	Jan. 31, 1920	Minnesota	H	28-12	Dec. 16, 1921	Butler	H	20-26

Road Games (Overall)

No.	Began	Opponent	Site	Score	Ended	Opponent	Site	Score
12	Dec. 20, 1911	Beloit	A	20-12	Mar. 7, 1913	Chicago	A	10-23
10	Jan. 10, 1914	Illinois	A	26-25	Feb. 8, 1915	Illinois	A	19-39
7	Jan. 29, 1916	Chicago	A	29-18	Jan. 13, 1917	Minnesota	A	25-33
7	Dec. 30, 1915	Ripon	A	27-15	Jan. 22, 1916	Illinois	A	20-27
7	Mar. 3, 1905	Co. F Portage	A	52-28	Mar. 2, 1906	Chicago	A	18-35



Andy Kowske and the Badgers went 10-1 to start the 2000-01 season.

UW's Best Starts


Unbeaten

6-0: 15 times, last in 1996-97
 7-0: 13 times, last in 1993-94
 8-0: 10 times, last in 1993-94
 9-0: 7 times, last in 1993-94
 10-0: 5 times, last in 1993-94
 11-0: 5 times, last in 1993-94
 12-0: 4 times, last in 1915-16
 13-0: 3 times, last in 1913-14
 14-0: 3 times, last in 1913-14
 15-0: 2 times, last in 1913-14

No UW team has ever been unbeaten with more than 15 wins.

One-Loss

6-1: 21 times, last in 2000-01
 7-1: 15 times, last in 2000-01
 8-1: 13 times, last in 2000-01
 9-1: 14 times, last in 2000-01
 10-1: 7 times, last in 2000-01
 11-1: 5 times, last in 1998-99
 12-1: 6 times, last in 1998-99
 13-1: 2 times, last in 1928-29
 14-1: 3 times, last in 1928-29
 15-1: once, in 1915-16
 16-1: once, in 1915-16
 17-1: once, in 1915-16
 18-1: once, in 1915-16
 19-1: once, in 1915-16
 20-1: once, in 1915-16



Kirk Penney celebrates with Badger fans after clinching a share of the Big Ten title.

OPPONENT RECORDS

Individual

Field Goals

- 18 Lynn Greer (Temple), 12/3/01
- 18 Scott Skiles (Michigan State), 1/30/86
- 18 Bill Bradley (Princeton), 12/21/63

Field Goal Attempts

- 42 Oliver Shannon (Minnesota), 3/6/71
- 42 Pete Maravich (LSU), 12/15/67

Field Goal Pct. (min. 10 att.)

- .929 (13-14), Quinn Buckner (Indiana), 1/20/75
- .929 (13-14), Terry Furlow (Michigan State), 1/25/75

Three-point Field Goals

- 8 Shawn Respert (Michigan State), 3/11/95

Three-point Field Goal Att.

- 17 Shawn Respert (Michigan State), 3/11/95

Three-point FG Pct. (min. 6 att.)

- 1.000 (7-7), Glen Rice (Michigan), 2/25/89
- 1.000 (6-6), Doug Altenberger (Illinois), 2/7/87

Free Throws

- 17 Geno Carlisle (Northwestern), 2/21/96
- 17 Dennis Hopson (Ohio State), 2/12/87

Free Throw Attempts

- 22 Dennis Hopson (Ohio State), 2/12/87

Free Throw Pct. (min. 10 att.)

- 1.000, many times (Most — 14-14, Glenn Robinson (Purdue), 2/13/93)

Rebounds

- 30 Chuck Darling (Iowa), 3/3/52

Assists

- 16 Arriel McDonald (Minnesota), 1/12/94

Blocked Shots

- 9 Acie Earl (Iowa), 1/29/92

Steals

- 8 Brett Etherington (Butler), 12/15/90
- 8 Brent Carmichael (N. Iowa), 12/1/82
- 8 Darryl Mitchell (Minnesota), 1/8/81

Minutes Played

- 55 Steve Alford (Indiana), 2/16/87
- 55 Terry Donnelly (Michigan State), 1/29/77

Team

Points in a Half

- 63 Kentucky, 2nd, 12/20/63

Field Goals

- 49 Michigan, 2/12/66

Field Goal Attempts

- 108 Minnesota, 3/6/71

Field Goal Percentage

- .702 (33-47), Indiana, 2/24/01

Field Goal Pct. in a Half

- .818 (18-22), 2nd, Michigan State, 2/24/68

Three-point Field Goals

- 14 Indiana, 2/24/01

Three-point Field Goal Attempts

- 33 Illinois, 1/25/97

Three-point FG Pct. (min 8 att.)

- .875 (7-8), Illinois, 2/7/87

Free Throws

- 40 Iowa, 1/21/95

Free Throw Attempts

- 52 Iowa, 1/21/95

Free Throw Pct. (min. 12 att.)

- 1.000, many (Most: 25-25, Purdue, 2/7/76)

Rebounds

- 83 Michigan State, 3/2/59

Assists

- 33 UCLA, 11/25/72

Fewest Turnovers

- 4 Illinois, 2/3/96

Blocked Shots

- 13 Georgia, 12/28/74

Steals


- 20 Indiana, 1/31/76

MOST POINTS/INDIVIDUAL

- 50 Terry Dischinger (Purdue), 1/27/62
- 47 Bill Bradley (Princeton), 12/21/63
- 47 Lynn Greer (Temple), 12/3/01
- 44 Henry Wilmore (Michigan), 1/9/71
- 44 Tony Smith (Marquette), 2/19/90
- 44 Jimmy Rayl (Indiana), 2/12/62
- 42 Glenn Robinson (Purdue), 2/13/93
- 42 Oliver Shannon (Minnesota), 3/6/71
- 42 Pete Maravich (LSU), 12/15/67
- 41 Scott May (Indiana), 2/26/76
- 40 Rick Mount (Purdue), 1/9/68
- 40 Gary Bradds (Ohio State), 2/15/64

MOST POINTS/TEAM

- 120 at Michigan (102), 2/12/66
- 119 at Iowa (100), 2/10/70
- 114 at Indiana (61), 1/31/76
- 111 at Minnesota (92), 2/1/64
- 109 vs. Missouri (96), 3/19/94
- 109 Minnesota (78), 2/12/94
- 108 at Indiana (82), 2/24/64
- 108 at Kentucky (85), 12/20/63
- 107 at Michigan (86), 2/2/76
- 107 at Purdue (80), 2/16/74



INDIVIDUAL RECORDS

Career

Points

- 2,147 Michael Finley, 1992-95
 - 1,854 Danny Jones, 1987-90
 - 1,745 Claude Gregory, 1978-81
 - 1,736 Rick Olson, 1983-86
 - 1,545 Trent Jackson, 1986-89
 - 1,408 Clarence Sherrod, 1969-71
 - 1,405 Cory Blackwell, 1982-84
 - 1,294 Sean Mason, 1995-96, '98-99
 - 1,264 Tracy Webster, 1992-94
 - 1,251 Wes Matthews, 1978-80
- Big Ten: 1,385, Michael Finley, 1992-95*

Scoring Average

- 19.6 Clarence Sherrod, 1969-71
 - 18.7 Michael Finley, 1992-95
 - 18.1 Wes Matthews, 1978-80
 - 16.9 Cory Blackwell, 1982-84
 - 16.9 Joe Franklin, 1966-68
 - 16.6 Leon Howard, 1971-73
 - 15.9 Claude Gregory, 1978-81
 - 15.9 James Johnson, 1967-69
 - 15.7 Danny Jones, 1987-90
 - 15.6 Rashard Griffith, 1994-95
 - 15.6 Trent Jackson, 1986-89
- Big Ten: 21.1, Clarence Sherrod, 1969-71*

Field Goals

- 739 Michael Finley, 1992-95
 - 729 Rick Olson, 1983-86
 - 723 Danny Jones, 1987-90
 - 656 Claude Gregory, 1978-81
 - 563 Cory Blackwell, 1982-84
 - 557 Trent Jackson, 1986-89
 - 500 Clarence Sherrod, 1969-71
 - 489 Wes Matthews, 1978-80
 - 465 Joe Chernelich, 1977-80
 - 459 Joe Franklin, 1966-68
- Big Ten: 471, Michael Finley, 1992-95*

Field Goal Attempts

- 1,681 Michael Finley, 1992-95
 - 1,535 Rick Olson, 1983-86
 - 1,492 Claude Gregory, 1978-81
 - 1,351 Danny Jones, 1987-90
 - 1,234 Cory Blackwell, 1982-84
 - 1,230 Clarence Sherrod, 1969-71
 - 1,218 Bob Litzow, 1956-58
 - 1,206 Trent Jackson, 1986-89
 - 1,199 Don Rehfeldt, 1947-50
 - 1,088 Ab Nicholas, 1950-52
- Big Ten: 1,098, Michael Finley, 1992-95*



Michael Finley left Wisconsin as the school's all-time leader in points, field goals, field goal attempts, three-point attempts and free throws.

Field Goal Percentage

- (min. 500 attempts)
- .573 Patrick Tompkins (306-534), 1988-91
 - .557 Andy Kowske (359-645), 1998-01
 - .554 Rashard Griffith (294-531), 1994-95
 - .545 Willie Simms (391-717), 1988-91
 - .535 Danny Jones (723-1351), 1987-90
 - .527 J.J. Weber (405-768), 1984-87
 - .512 Joe Chernelich (465-908), 1977-80
 - .493 M. Heineman (262-532), 1984-87
 - .493 Brad Sellers (356-723), 1982-83
 - .491 Scott Roth (455-927), 1982-85
- Big Ten (min. 400 att.): .532, Danny Jones (446-839), 1987-90*

3-Point Field Goals

- 227 Tim Locum, 1988-91
 - 213 Michael Finley, 1992-95
 - 193 Trent Jackson, 1986-89
 - 167 Tracy Webster, 1992-94
 - 166 Sean Mason, 1995-99
 - 162 Andy Kilbride, 1992-95
 - 155 Kirk Penney, 2000-02
 - 120 Jon Bryant, 1999-2000
 - 103 Duany Duany, 1996-2000
 - 94 Ty Calderwood, 1997, '99
 - 94 Brian Good, 1989-92
- Big Ten: 141, Michael Finley, 1992-95*

3-Point Field Goal Att.

- 631 Michael Finley, 1992-95
 - 481 Tim Locum, 1988-91
 - 471 Sean Mason, 1995-99
 - 430 Trent Jackson, 1986-89
 - 406 Tracy Webster, 1992-94
 - 400 Kirk Penney, 2000-02
 - 388 Andy Kilbride, 1992-95
 - 319 Jon Bryant, 1999-2000
 - 316 Duany Duany, 1996-2000
 - 282 Ty Calderwood, 1997, '99
- Big Ten: 413, Michael Finley, 1992-95*

3-Point Field Goal Pct.

- (min. 60 attempts)
- .475 Mike Heineman (29-61), 1984-87
 - .472 Tim Locum (227-481), 1988-91
 - .449 Trent Jackson (193-430), 1986-89
 - .431 Brian Good (94-218), 1989-92
 - .424 Shelton Smith (59-139), 1985-87
 - .418 Andy Kilbride (162-388), 1992-95
 - .411 Tracy Webster (167-406), 1992-94
 - .396 John Ellenson (36-91), 1989-91
 - .388 Kirk Penney (155-400), 2000-02
 - .376 Jon Bryant (120-319), 1999-00
- Big Ten (min. 100 att.): .454, Tim Locum (128-282), 1988-91; and Trent Jackson (128-282), 1986-89*

Free Throws

- 456 Michael Finley, 1992-95
 - 433 Claude Gregory, 1978-81
 - 408 Danny Jones, 1987-90
 - 408 Clarence Sherrod, 1969-71
 - 332 Sean Mason, 1995-99
 - 316 Dick Cable, 1952-55
 - 307 Paul Morrow, 1952-54
 - 301 James Johnson, 1967-69
 - 299 Leon Howard, 1971-73
 - 297 Joe Franklin, 1966-68
- Big Ten: 302, Michael Finley, 1992-95*

Free Throw Attempts

- 599 Danny Jones, 1987-90
 - 593 Michael Finley, 1992-95
 - 586 Claude Gregory, 1978-81
 - 522 Clarence Sherrod, 1969-71
 - 476 Joe Franklin, 1966-68
 - 449 Paul Morrow, 1952-54
 - 429 James Johnson, 1967-69
 - 423 Leon Howard, 1971-73
 - 422 Ab Nicholas, 1950-52
 - 418 Sean Mason, 1995-99
- Big Ten: 387, Michael Finley, 1992-95; and Claude Gregory, 1978-81*

Free Throw Pct.

(min. 175 attempts)

1. .870 Rick Olson (260-299), 1983-86
2. .856 Tim Locum (166-194), 1988-91
3. .817 Wes Matthews (273-334), 1978-80
4. .804 Mike Carlin (172-214), 1966-68
5. .801 Dick Miller (246-307), 1954-56
6. .794 Sean Mason (332-418), 1995-99
7. .782 C. Sherrod (408-522), 1969-71
8. .775 Tracy Webster (207-267), 1992-94
9. .773 Trent Jackson (238-308), 1986-89
10. .768 Michael Finley (456-593), 1992-95

Big Ten (min. 100 att.): .874, Rick Olson (166-190), 1983-86

Rebounds

1. 904 Claude Gregory, 1978-81
2. 858 Joe Franklin, 1966-68
3. 841 Joe Chrnelich, 1977-80
4. 806 Kim Hughes, 1972-74
5. 718 Larry Petty, 1978-81
6. 680 Dale Koehler, 1973-76
7. 656 Andy Kowske, 1998-01
8. 648 Michael Finley, 1992-95
9. 644 Sean Daugherty, 1995-98
10. 641 Tom Gwyn, 1961-63

Big Ten: 609, Claude Gregory, 1978-81

Rebounding Average

(min. 500 rebounds)

1. 11.9 Joe Franklin, 1966-68
2. 11.2 Kim Hughes, 1972-74
3. 10.4 Jack Brens, 1962-64



Charlie Wills, who played every game of his career, set the UW record by playing in his 129th career game against Maryland in the second round of last year's NCAA tournament.

4. 8.9 Tom Gwyn, 1961-63
5. 8.7 Dale Koehler, 1973-76
6. 8.2 Claude Gregory, 1978-81
7. 7.8 Kerry Hughes, 1972-74
8. 7.7 Joe Chrnelich, 1977-80
9. 7.6 Leon Howard, 1971-73
- 7.6 Ken Siebel, 1961-63

Big Ten (min. 350 reb.): 12.4, Joe Franklin, 1966-68

Assists

1. 501 Tracy Webster, 1992-94
2. 388 Mike Heineman, 1984-87
3. 371 Michael Finley, 1992-95
4. 344 Mike Kelley, 1998-01
5. 335 Tom Molaski, 1986-89
6. 311 Mark Vershaw, 1998-01
7. 290 Arnold Gaines, 1977-80
8. 261 Trent Jackson, 1986-89
9. 259 Rick Olson, 1983-86
10. 255 Scott Roth, 1982-85
- 255 Wes Matthews, 1978-80

Big Ten: 295, Tracy Webster, 1992-94

Steals

1. 275 Mike Kelley, 1998-01
2. 183 Tracy Webster, 1992-94
3. 168 Michael Finley, 1992-95
4. 151 Trent Jackson, 1986-89
5. 133 Hennssy Auriantal, 1996-99
6. 131 Claude Gregory, 1978-81
7. 113 Wes Matthews, 1978-80
8. 111 Ty Calderwood, 1997, '99
9. 110 Tom Molaski, 1986-89

Big Ten: 138, Mike Kelley, 1998-01

Blocked Shots


1. 124 Rashard Griffith, 1994-95
2. 120 Brad Sellers, 1982-83
3. 102 Kurt Portmann, 1987-90
4. 95 J.J. Weber, 1984-87
5. 92 Louis Ely, 1991-93
6. 86 Andy Kowske, 1998-01
7. 78 Michael Finley, 1992-95
8. 71 Sam Okey, 1996-98
9. 67 Claude Gregory, 1978-81
10. 63 Grant Johnson, 1991-94

Big Ten: 80, Rashard Griffith, 1994-95

Games Played

1. 129 Charlie Wills, 1999-02
2. 128 Mike Kelley, 1998-01
- 128 Andy Kowske, 1998-01
- 128 Mark Vershaw, 1998-01
5. 118 Tim Locum, 1988-91
- 118 Danny Jones, 1987-90
- 118 Kurt Portmann, 1987-90
8. 117 Sean Daugherty, 1995-98
9. 115 Michael Finley, 1992-95
10. 113 Duany Duany, 1996-2000
- 113 Hennssy Auriantal, 1996-99
- 113 Tom Molaski, 1986-89

Big Ten: 72, five players tied



Mike Kelley started 116 games in his four years at Wisconsin, a school record. He also holds the UW mark for career steals with 275.

Games Started

1. 116 Mike Kelley, 1998-01
2. 112 Rick Olson, 1983-86
- 112 Michael Finley, 1992-95
4. 109 Andy Kowske, 1998-01
- 109 Danny Jones, 1987-90
6. 108 Joe Chrnelich, 1977-80
7. 99 Larry Petty, 1978-81
8. 88 Tracy Webster, 1992-94
- 88 Claude Gregory, 1978-81
10. 85 Sean Daugherty, 1995-98

Big Ten: 72, Rick Olson, 1983-86

Minutes Played

1. 3,962 Rick Olson, 1983-86
2. 3,945 Michael Finley, 1992-95
3. 3,712 Mike Kelley, 1998-01
4. 3,623 Danny Jones, 1987-90
5. 3,466 Mark Vershaw, 1998-01
6. 3,410 Claude Gregory, 1978-81
7. 3,392 Larry Petty, 1978-81
8. 3,118 Andy Kowske, 1998-01
9. 3,007 Sean Daugherty, 1995-98
10. 2,943 Tracy Webster, 1992-94

Big Ten: 2,588, Michael Finley, 1992-95

Season

Points

- 620 Michael Finley, 1993
- 611 Danny Jones, 1989
- 592 Michael Finley, 1994
- 574 Trent Jackson, 1989
- 571 Rick Olson, 1986
- 570 Clarence Sherrod, 1971
- 554 Michael Finley, 1995
- 550 Claude Gregory, 1981
- 549 Wes Matthews, 1980
- 548 Danny Jones, 1990

Big Ten: 417, Michael Finley, 1993

Scoring Average

- 23.8 Clarence Sherrod, 1971
- 22.7 Joe Franklin, 1968
- 22.4 Clarence Sherrod, 1970
- 22.1 Michael Finley, 1993
- 20.5 Michael Finley, 1995
- 20.4 Michael Finley, 1994
- 20.4 Danny Jones, 1989
- 20.4 Rick Olson, 1986
- 20.4 Claude Gregory, 1981
- 20.2 Dick Cable, 1955

Big Ten: 24.8, Clarence Sherrod, 1970

Rebounds

- 344 Jim Clinton, 1951
- 334 Joe Franklin, 1968
- 306 Jack Brens, 1963
- 301 Kim Hughes, 1973
- 290 Paul Morrow, 1952
- 289 Joe Franklin, 1967
- 281 Rashard Griffith, 1995
- 270 James Gregory, 1977
- 267 Tom Gwyn, 1963
- 266 Kim Hughes, 1974

Big Ten: 222, Jim Clinton, 1951

Rebounding Average

- 15.6 Jim Clinton, 1951
- 13.9 Joe Franklin, 1968
- 13.2 Paul Morrow, 1952
- 12.8 Jack Brens, 1963
- 12.5 Kim Hughes, 1973
- 12.0 Joe Franklin, 1967
- 11.3 Ab Nicholas, 1951
- 11.1 Tom Gwyn, 1963
- 11.1 Kim Hughes, 1974
- 11.0 Al Henry, 1970

Big Ten: 15.8, Jim Clinton, 1951

Field Goals

- 237 Rick Olson, 1986
- 231 Danny Jones, 1989
- 223 Michael Finley, 1993
- 215 Danny Jones, 1990
- 215 Cory Blackwell, 1983
- 211 Wes Matthews, 1980
- 211 Clarence Sherrod, 1971
- 208 Michael Finley, 1994

- 202 Joe Franklin, 1968
- 201 Trent Jackson, 1989
- 201 Cory Blackwell, 1984

Big Ten: 149, Rick Olson, 1986

Field Goal Attempts

- 519 Clarence Sherrod, 1971
- 505 Don Rehfeldt, 1960
- 485 Rick Olson, 1986
- 478 Michael Finley, 1993
- 470 Michael Finley, 1995
- 468 Bob Litzow, 1957
- 465 Cory Blackwell, 1983
- 449 Danny Jones, 1989
- 446 Michael Finley, 1994
- 439 Cory Blackwell, 1984

Big Ten: 335, Michael Finley, 1995

Field Goal Percentage


(min. 100 attempts)

- .636 Patrick Tompkins (164-258), 1991
- .611 Louis Ely (80-131), 1993
- .592 Jeff Petersen (93-157), 1994
- .583 Andy Kowske (137-235), 2000
- .574 Andy Kowske (85-148), 1999
- .573 Willie Simms (153-267), 1991
- .570 Danny Jones (176-309), 1988
- .570 Al Rudd (81-142), 1976
- .566 Rashard Griffith (167-295), 1995
- .562 J.J. Weber (182-324), 1987

Big Ten: .591 Patrick Tompkins (94-159), 1991

3-Point Field Goals

- 78 Sean Mason, 1999
- 75 Tracy Webster, 1992



Sean Mason's 78 three-pointers in 1998-99 are a school record as are his 208 three-point attempts that season.

- 74 Jon Bryant, 2000
- 74 Trent Jackson, 1988
- 73 Trent Jackson, 1989
- 70 Kirk Penney, 2001
- 67 Tim Locum, 1990
- 66 Michael Finley, 1994
- 65 Tim Locum, 1991
- 63 Michael Finley, 1993

Big Ten: 53, Tracy Webster, 1992

3-Point Field Goal Att.

- 208 Sean Mason, 1999
- 204 Michael Finley, 1995
- 200 Jon Bryant, 2000
- 182 Michael Finley, 1994
- 173 Michael Finley, 1993
- 165 Ty Calderwood, 1999
- 164 Trent Jackson, 1988
- 163 Trent Jackson, 1989
- 162 Kirk Penney, 2001
- 161 Sean Mason, 1998

Big Ten: 126, Michael Finley, 1993

3-Point Field Goal Pct.

(min. 60 attempts)

- .490 Tracy Webster (75-153), 1992
- .486 Tim Locum (54-111), 1989
- .485 Tim Locum (65-134), 1991
- .475 Mike Heineman (29-61), 1987
- .469 Tim Locum (67-143), 1990
- .458 Andy Kilbride (49-107), 1993
- .458 Brian Good (38-83), 1992
- .451 Trent Jackson (74-164), 1988
- .448 Trent Jackson (73-163), 1989
- .441 Tim Locum (41-93), 1988

Big Ten: .500, Tracy Webster (53-106), 1992

Free Throws

- 168 Clarence Sherrod, 1970
- 152 Claude Gregory, 1981
- 149 Danny Jones, 1989
- 148 Clarence Sherrod, 1970
- 145 Dick Miller, 1956
- 140 Michael Finley, 1995
- 140 Joe Franklin, 1968
- 140 Claude Gregory, 1980
- 137 Sean Mason, 1999
- 134 James Johnson, 1969

Big Ten: 115, Clarence Sherrod, 1970

Free Throw Attempts

- 210 Joe Franklin, 1968
- 202 Clarence Sherrod, 1970
- 202 Claude Gregory, 1981
- 200 Clarence Sherrod, 1971
- 199 Danny Jones, 1989
- 192 James Johnson, 1969
- 189 Claude Gregory, 1980
- 188 Danny Jones, 1990
- 181 Cory Blackwell, 1984
- 181 Dick Cable, 1956
- 181 Michael Finley, 1995

Big Ten: 146, Joe Franklin, 1968



Rick Olson owns the best career free throw percentage in Wisconsin history, connecting on 260-299 (.870) of his attempts.

Free Throw Pct.

(min. 50 made)

1. .905 Brian Good (57-63), 1990
2. .894 Rick Olson (59-66), 1984
3. .890 Rick Olson (72-82), 1985
4. .888 Wes Matthews (127-143), 1980
5. .882 Rick Olson (97-110), 1986
6. .864 Tim Locum (51-59), 1991
7. .841 Chuck Nagle (53-63), 1969
8. .832 Clarence Sherrod (168-202), 1970
9. .830 Trent Jackson (88-106), 1988
10. .828 Brad Sellers (82-99), 1983

Big Ten (min. 40 made): .923, Rick Olson (48-52), 1984

Consecutive FT Made

1. 35 Wes Matthews, 1980
2. 30 Rick Olson, 1984
3. 28 Tracy Webster, 1993
- 28 Brad Sellers, 1983
5. 27 Dick Miller, 1956
6. 26 Clarence Sherrod, 1970
7. 25 Roy Boone, 2001
8. 24 Brian Good, 1992
9. 23 Michael Finley, 1993
10. 22 Five players tied

Assists

1. 179 Tracy Webster, 1993
2. 171 Tracy Webster, 1994
3. 151 Tracy Webster, 1992
4. 137 Mike Heineman, 1987
5. 126 Travon Davis, 2002
6. 118 Mark Vershaw, 2000
- 118 Wes Matthews, 1980
8. 114 Mike Kelley, 2000

9. 111 Mike Heineman, 1985
 10. 108 Tom Molaski, 1989
 - 108 Michael Finley, 1995
- Big Ten: 114, Tracy Webster, 1993*

Assist-to-TO ratio

(min. 50 assists and at least 2-to-1 ratio)

1. 4.30 Mike Kelley, 1999
2. 3.26 Mike Kelley, 2000
3. 2.38 Tracy Webster, 1994
4. 2.36 Mike Heineman, 1985
5. 2.33 Mike Heineman, 1986
6. 2.24 Tracy Webster, 1993
7. 2.23 Mike Kelley, 2001
8. 2.10 Travon Davis, 2002
9. 2.07 Tim Locum, 1989
10. 2.06 Tom Molaski, 1987

Big Ten: 6.25, Mike Kelley, 1999

Steals

1. 95 Mike Kelley, 2000
2. 69 Tracy Webster, 1994
3. 66 Tracy Webster, 1993
4. 63 Ty Calderwood, 1997
5. 62 Mike Kelley, 1999
6. 60 Mike Kelley, 2001
7. 59 Trent Jackson, 1988
8. 58 Mike Kelley, 1998
9. 53 Wes Matthews, 1979
10. 52 Michael Finley, 1995

Big Ten: 46, Tracy Webster, 1993

Blocked Shots

1. 68 Brad Sellers, 1983
2. 66 Rashard Griffith, 1994
3. 58 Rashard Griffith, 1995
4. 52 Brad Sellers, 1982
5. 45 J.J. Weber, 1987
6. 42 Sam Okey, 1996

7. 41 Louis Ely, 1992
 8. 34 Paul Grant, 1997
 - 34 Kurt Portmann, 1989
 10. 31 Louis Ely, 1993
- Big Ten: 44, Rashard Griffith, 1995*

Games Played

1. 36 Jon Bryant, 2000
- 36 Roy Boone, 2000
- 36 Travon Davis, 2000
- 36 Mike Kelley, 2000
- 36 Andy Kowske, 2000
- 36 Mark Vershaw, 2000
- 36 Charlie Wills, 2000

Games Started

1. 35 Mike Kelley, 2000
- 35 Andy Kowske, 2000
3. 32 Travon Davis, 2002
- 32 Devin Harris, 2002
- 32 Dave Mader, 2002
- 32 Kirk Penney, 2002
- 32 Charlie Wills, 2002
- 32 Andy Kowske, 1999
- 32 Sean Mason, 1999
- 32 Sam Okey, 1996

Minutes Played

1. 1,122 Mark Vershaw, 2000
 2. 1,099 Trent Jackson, 1989
 3. 1,094 Devin Harris, 2002
 4. 1,091 Patrick Tompkins, 1991
 5. 1,077 Tracy Webster, 1992
 6. 1,062 Danny Jones, 1989
 7. 1,050 Mike Kelley, 2000
 8. 1,046 Michael Finley, 1994
 9. 1,045 Cory Blackwell, 1983
 10. 1,043 Danny Jones, 1990
- Big Ten: 693, Trent Jackson, 1989*



Travon Davis (#2), Devin Harris (#34) and Kirk Penney (#20) each played more than 1,000 minutes last season while Mike Wilkinson and Charlie Wills (#40) logged more than 900 minutes apiece.

Single Game

Points

- 42 Michael Finley at Eastern Michigan, 12/10/94
- 42 Ken Barnes vs. Indiana, 3/8/65
- 39 Rick Olson vs. Michigan, 1/14/84
- 38 Dale Koehler vs. Iowa, 2/1/75
- 38 Joe Franklin vs. Michigan State, 1/16/68
- 37 Chuck Nagle vs. Michigan, 3/4/67
- 36 Michael Finley vs. Missouri, 3/19/94
- 36 Tracy Webster vs. SE Missouri State, 11/25/91
- 36 Dale Koehler vs. Michigan, 2/2/76

Points in a Half

- 33 Michael Finley (2nd) at Eastern Michigan, 12/10/94
- 28 Dale Koehler (2nd) at Michigan, 2/2/76
- 27 Kirk Penney (2nd) at Minnesota, 2/16/02
- 27 Marty Gharrity (2nd) vs. Loyola Chicago, 12/12/59
- 25 Michael Finley (1st) vs. Michigan State, 2/2/94
- 24 Tracy Webster (2nd) vs. SE Missouri State, 11/25/91
- 23 Rick Olson (1st) vs. Michigan, 1/14/83
- 23 Clarence Sherrod (2nd) at Iowa, 2/10/70
- 23 Joe Franklin (2nd) vs. Illinois, 3/11/67
- 23 Ken Barnes (1st) vs. Indiana, 3/8/65

Rebounds

- 30 Paul Morrow vs. Purdue, 1/3/53
- 27 Joe Franklin vs. Purdue, 3/2/68
- 26 Mark Zubor vs. Gonzaga, 12/17/63
- 25 Joe Chernelich vs. St. Mary's, 12/2/76
- 23 Joe Franklin at Illinois, 12/19/66
- 23 Ken Barnes vs. Indiana, 3/8/65
- 23 Jack Brens vs. St. John's, 1/26/63
- 23 Curt Mueller vs. N'western, 3/3/56
- 22 Kerry Hughes vs. Iowa, 2/9/74
- 22 Jack Brens vs. Illinois, 2/11/63

Field Goals

- 17 Michael Finley at Eastern Michigan, 12/10/94
- 17 Rick Olson vs. San Francisco State, 12/2/85
- 16 Bob Litzow vs. Indiana, 2/10/58
- 15 Nine players tied

Field Goal Attempts

- 37 Don Rehfeldt vs. Iowa, 2/28/49
- 32 Bob Litzow vs. Indiana, 2/10/58
- 32 Don Rehfeldt vs. Iowa, 2/18/50
- 31 Michael Finley at Eastern Michigan, 12/10/94
- 31 Don Rehfeldt at UCLA, 12/23/48
- 30 Bob Litzow at Ohio State, 1/14/56

Field Goal Percentage

(min. 10 attempts)

- .923 Al Henry (12-13) vs. Minnesota, 1/13/70
- .909 Larry Hisle (10-11) vs. Texas-Arlington, 12/22/90
- .909 Scott Roth (10-11) at New Mexico, 12/29/84
- .900 Carlton McGee (9-10) vs. Michigan, 2/26/92
- .900 Willie Simms (9-10) vs. Iowa, 1/11/90
- .900 Patrick Tompkins (9-10) at Oregon, 11/24/90
- .900 Trent Jackson (9-10) vs. Northwestern, 1/30/88
- .900 Larry Petty (9-10) vs. Illinois, 1/18/79



Kirk Penney scored 27 points in the second half to lead the Badgers to a 67-62 come-from-behind victory over Minnesota last year.

3-Point Field Goals

- 7 Jon Bryant vs. Fresno State, 3/16/00
- 7 Michael Finley at E. Mich., 12/10/94
- 7 Tracy Webster vs. Missouri, 3/19/94
- 7 Michael Finley at Michigan, 1/29/94
- 7 Larry Hisle vs. UT-Arlington, 12/22/90
- 7 Tim Locum vs. Rollins, 12/15/89
- 7 Tim Locum vs. Butler, 12/5/87
- 7 Trent Jackson at Ohio State, 1/17/87

3-Point Field Goal Attempts

- 20 Devin Harris vs. Temple, 12/3/01
- 16 Michael Finley at E. Mich., 12/10/94
- 13 Tracy Webster vs. Missouri, 3/19/94
- 13 Michael Finley at Minnesota, 2/18/93
- 12 Michael Finley vs. Valparaiso, 12/6/94
- 12 Andy Kilbride at Minnesota, 2/28/95
- 12 Michael Finley at Michigan, 1/29/94
- 12 Tim Locum vs. Butler, 12/5/87

3-Point Field Goal Percentage

(min. 6 attempts)

- 1.000 Larry Hisle (7-7) vs. UT-Arlington, 12/22/90
- .883 Kirk Penney (5-6) vs. Marquette, 12/22/01
- .833 Tracy Webster (5-6) vs. Illinois, 2/20/92
- .833 Tim Locum (5-6) vs. Iowa, 1/25/88
- .833 Tim Locum (5-6) vs. Iowa, 1/17/91
- .833 Shelton Smith (5-6) vs. Northern Illinois, 12/11/86
- .778 Tim Locum (7-9) vs. Rollins, 12/15/89

Free Throws

1. 17 Dale Koehler vs. Loyola Chicago, 12/6/75
2. 15 Paul Grant vs. Iowa, 2/26/97
- 15 Michael Finley vs. Michigan, 2/11/95
- 15 Bill Pearson at Northwestern, 2/18/78
- 15 Paul Morrow at Michigan, 2/21/53
6. 14 Four players tied

Free Throw Attempts

1. 24 Paul Morrow at Michigan, 2/21/53
2. 23 Dale Koehler vs. Loyola Chicago, 12/6/75
3. 19 Willie Simms vs. Minnesota, 1/7/91
- 19 Joe Franklin vs. Michigan, 1/10/67
5. 18 Ty Calderwood at St. Bonaventure, 12/14/96
- 18 Joe Franklin at Northwestern, 3/9/68
7. 17 Seven players tied

Free Throw Percentage

(min. 10 attempts)

1. 1.000 Paul Grant (15-15) vs. Iowa, 2/26/97
- 1.000 Rick Olson (14-14) vs. Purdue, 2/13/86
- 1.000 Sean Mason (13-13) at Ohio State, 1/3/98
- 1.000 Six players tied at 12-12
- 1.000 Six players tied at 11-11
- 1.000 Six players tied at 10-10

Assists

1. 13 Tracy Webster vs. Michigan, 2/26/92
- 13 Wes Matthews vs. Army, 12/30/79
3. 12 Mike Kelley vs. Maryland, 11/29/00
- 12 Tracy Webster vs. Coastal Carolina, 12/7/92
5. 11 Mike Heineman vs. Northwestern, 3/9/85
- 11 Wes Matthews at Northwestern, 2/24/79
- 11 Joe Chrnlich vs. Canisius, 12/3/77
- 11 Jim Smith at Northwestern, 2/19/77
- 11 Dick Cable vs. California, 12/26/52
10. 10 by several players

Steals

1. 10 Mike Kelley vs. Texas, 12/7/99
- 10 Michael Finley vs. Purdue, 2/13/93
3. 9 Mike Heineman vs. Morgan State, 11/25/84
4. 8 Mike Kelley at Illinois State, 12/5/98
5. 6 seven players tied

Blocked Shots

1. 9 Brad Sellers vs. Toledo, 11/29/82
2. 8 Kim Hughes vs. Rollins, 12/1/73
3. 7 Brad Sellers vs. Minnesota, 1/21/82
- 7 Brad Sellers vs. Ball State, 12/8/82
5. 6 Rashard Griffith at Northwestern, 2/15/95
- 6 Rashard Griffith vs. Illinois, 2/4/95
- 6 Rashard Griffith at Texas Tech, 12/11/93
- 6 Louis Ely at Illinois, 1/22/92
- 6 Kim Hughes vs. Illinois, 1/19/74
10. 5 seven players tied

DOUBLE-DOUBLES

POINTS & REBOUNDS (CAREER)

Player	Years	No.
Joe Franklin	1966-68	47
Kim Hughes	1972-74	39
Claude Gregory	1978-81	32
Dale Koehler	1973-76	31
Jack Brens	1962-64	27
Rashard Griffith	1994-95	24
Paul Morrow	1952-54	23
Joe Chrnlich	1977-80	22

POINTS & REBOUNDS (SEASON)

Player	Years	No.
Joe Franklin	1967-68	21
Kim Hughes	1972-73	16
Joe Franklin	1966-67	16
Jack Brens	1962-63	16
Rashard Griffith	1994-95	15
Dale Koehler	1975-76	15
James Gregory	1976-77	14
Kim Hughes	1973-74	13

PLAYERS WHO AVERAGED A DOUBLE-DOUBLE FOR ENTIRE SEASON

Player	Year	Pts.	Reb.
Rashard Griffith	1994-95	17.2	10.8
James Gregory	1976-77	15.9	10.0
Dale Koehler	1975-76	19.4	10.1
Dale Koehler	1974-75	18.2	10.1
Kim Hughes	1973-74	15.3	11.1
Kim Hughes	1972-73	13.8	12.5
Glen Richgels	1970-71	12.1	10.6
Al Henry	1969-70	15.0	11.0
Joe Franklin	1967-68	22.7	13.9
Joe Franklin	1966-67	16.1	12.0
Jack Brens	1962-63	17.8	12.8
Tom Gwyn	1962-63	10.9	11.1
Paul Morrow	1951-52	12.5	13.2
Jim Clinton	1950-51	12.2	15.6
Ab Nicholas	1950-51	16.6	11.3

POINTS & ASSISTS

Tracy Webster at Loyola-Marymount (12-10)	Dec. 4, 1993
Tracy Webster vs. UW-Milwaukee (17-10)	Nov. 27, 1993
Tracy Webster vs. Northwestern (27-10)	Feb. 3, 1993
Tracy Webster vs. Detroit Mercy (22-10)	Dec. 23, 1992
Tracy Webster vs. Michigan (10-13)	Feb. 26, 1992
Tracy Webster vs. Illinois (33-10)	Feb. 20, 1992
Tracy Webster vs. Coastal Carolina (20-12)	Dec. 7, 1991
Willie Simms vs. Ohio State (14-10)	Feb. 14, 1991
Wes Matthews vs. Army (18-13)	Dec. 30, 1979
Dan Hastings vs. Michigan State (14-10)	March 3, 1979
Wes Matthews at Northwestern (23-11)	Feb. 24, 1979
James Smith at Northwestern (10-11)	Feb. 19, 1977

POINTS & STEALS

Michael Finley vs. Purdue (33-10)	Feb. 13, 1993
-----------------------------------	---------------

Freshman (season)

Games Played

- 34 Kirk Penney, 2000
- 32 Devin Harris, 2002
- 32 Mike Wilkinson, 2002
- 32 Charlie Wills, 1999
- 32 Hennssy Auriantal, 1996
- 32 Sam Okey, 1996

Games Started

- 32 Devin Harris, 2002
- 32 Sam Okey, 1996
- 29 Mike Kelley, 1998
- 28 Michael Finley, 1992
- 28 Rick Olson, 1983

Minutes Played

- 1,094 Devin Harris, 2002
- 1,024 Sam Okey, 1996
- 979 Rick Olson, 1983
- 964 Brad Sellers, 1982
- 920 Michael Finley, 1992

Points

- 429 James Gregory, 1977
- 423 Sam Okey, 1996
- 394 Devin Harris, 2002
- 381 Michael Finley, 1992
- 378 Brad Sellers, 1982

Scoring Average


- 15.9 James Gregory, 1977
- 14.5 Wes Matthews, 1978
- 14.0 Brad Sellers, 1982
- 13.9 Rashard Griffith, 1994
- 13.5 Cory Blackwell, 1982

Field Goals

- 167 Brad Sellers, 1982
- 166 James Gregory, 1977
- 151 Sam Okey, 1996
- 147 Cory Blackwell, 1982
- 130 Michael Finley, 1992

Field Goal Attempts

- 403 James Gregory, 1977
- 351 Brad Sellers, 1982
- 343 Sam Okey, 1996
- 330 Cory Blackwell, 1982
- 326 Rick Olson, 1983



Devin Harris set UW freshman marks for games started, minutes played, three-point field goals, three-point attempts, free throws and free throw percentage last year.

Field Goal Percentage

(min. 100 attempts)

- .570 Al Rudd (81-142), 1976
- .558 Danny Jones (101-181), 1987
- .538 Rashard Griffith (127-236), 1994
- .537 Joe Chrnelich (122-227), 1977
- .496 Andy Kowske (58-117), 1998

3-Point Field Goals

- 59 Devin Harris, 2002
- 49 Jeremy Hall, 1996
- 41 Tim Locum, 1988
- 35 Hennssy Auriantal, 1996
- 28 Duany Duany, 1997

3-Point Field Goal Att.

- 161 Devin Harris, 2002
- 132 Jeremy Hall, 1996
- 93 Tim Locum, 1988
- 88 Hennssy Auriantal, 1996
- 86 Duany Duany, 1997

3-Point Field Goal Pct.

(min. 60 attempts)

- .441 Tim Locum (41-93), 1988
- .398 Hennssy Auriantal (35-88), 1996
- .371 Jeremy Hall (49-132), 1996
- .366 Devin Harris (59-161), 2002
- .361 Michael Finley (26-72), 1992

Free Throws

- 101 Devin Harris, 2002
- 100 Sam Okey, 1996
- 97 James Gregory, 1977
- 95 Michael Finley, 1992
- 94 Rashard Griffith, 1994

Free Throw Attempts

- 162 Rashard Griffith, 1994
- 142 Sam Okey, 1996
- 139 James Gregory, 1977
- 130 Devin Harris, 2002
- 128 Michael Finley, 1992

Free Throw Pct.

(min. 50 made)

- .777 Devin Harris (101-130), 2002
- .756 Mike Wilkinson (93-123), 2002
- .742 Michael Finley (95-128), 1992
- .707 Claude Gregory (70-99), 1978
- .704 Sam Okey (100-142), 1996

Rebounds

- 270 James Gregory, 1977
- 254 Brad Sellers, 1982
- 238 Joe Chrnelich, 1977
- 218 Sam Okey, 1996
- 212 Rashard Griffith, 1994

Rebounding Average

- 10.0 James Gregory, 1977
- 9.4 Brad Sellers, 1982
- 8.8 Joe Chrnelich, 1977
- 8.5 Rashard Griffith, 1994
- 6.8 Sam Okey, 1996

Assists

- 100 Sam Okey, 1996
- 93 Carl Golston, 1982
- 93 Arnold Gaines, 1977
- 85 Michael Finley, 1992
- 83 Rick Olson, 1983

Blocked Shots

- 66 Rashard Griffith, 1994
- 52 Brad Sellers, 1982
- 42 Sam Okey, 1996
- 24 Michael Finley, 1992
- 21 Claude Gregory, 1978

Steals

- 58 Mike Kelley, 1998
- 43 Hennssy Auriantal, 1996
- 43 Devin Harris, 2002
- 40 Mike Wilkinson, 2002
- 35 Sam Okey, 1996



Rashard Griffith scored 27 points and grabbed 12 rebounds in his first career game as a Badger, against Wright State on Nov. 27, 1993.

Freshmen Debuts

(Top freshmen performances in the first game of the season; non-starters in italics)

Most Points

Pts.	Player	Opponent	Date
27	Rashard Griffith	Wright State	11/27/93
20	Devin Harris	UNLV	11/17/01
16	Cory Blackwell	Illinois-Chicago	12/4/81
16	Brian Colbert	Ohio University	11/30/74
15	Michael Finley	Loyola (Ill.)	11/23/91
15	Carl Golston	Illinois-Chicago	12/4/81

Most Rebounds

Reb.	Player	Opponent	Date
15	Larry Petty	UW-Milwaukee	12/1/77
12	Rashard Griffith	Wright State	11/27/93
11	Al Rudd	DePauw	11/29/75
10	James Gregory	at Kentucky	11/27/76
9	Otto McDuffie	at Loyola (Ill.)	12/1/92
9	Robert Barnes	vs. Morgan State	11/25/84

Most Assists


Ast.	Player	Opponent	Date
8	Brian Colbert	Ohio University	11/30/74
6	Rashard Griffith	Wright State	11/27/93
6	Rick Olson	Washington State	11/27/82
5	Carl Golston	Illinois-Chicago	12/4/81
4	James Smith	UW-Milwaukee	11/24/78
4	James Smith III	DePauw	11/29/75

FRESHMEN STARTERS IN SEASON OPENERS

(From 1972-73 through 2000-01; total of 19 starters)

Date	Player	Opponent	Min.	Pts.	Reb.	Asst.
Nov. 17, 2001	Devin Harris	UNLV	35	20	1	2
Nov. 14, 1997	Mike Kelley	Marquette	31	1	6	3
Nov. 20, 1995	Sam Okey	*Villanova	36	12	6	3
Nov. 27, 1993	Rashard Griffith	Wright State	32	27	12	6
Nov. 23, 1991	Michael Finley	Loyola (Ill.)	21	15	0	3
Nov. 24, 1990	Carlton McGee	at Oregon	15	2	1	3
Nov. 28, 1986	Kurt Portmann	Nebraska-Omaha	NA	5	2	2
Nov. 22, 1985	Darin Schubring	at South Carolina	19	0	4	1
Nov. 27, 1982	Rick Olson	Washington State	39	14	1	6
Dec. 4, 1981	Brad Sellers	Illinois-Chicago	31	10	7	1
	Cory Blackwell		37	16	4	3
	Carl Golston		40	15	3	5
Dec. 1, 1977	Wes Matthews	UW-Milwaukee	25	6	6	1
	Larry Petty		28	6	15	0
Nov. 27, 1976	James Gregory	at Kentucky	28	7	10	0
	Joe Chnelich		21	12	5	1
	Arnold Gaines		36	7	3	2
Nov. 29, 1975	James Smith III	DePauw	17	8	0	4
Nov. 30, 1974	Brian Colbert	Ohio University	40	16	3	8

*Maui Invitational



Sam Okey (above) and Magic Johnson are the only freshmen in Big Ten history to record 400 points, 200 rebounds and 100 assists in a season.

I,000-POINT SCORERS



Michael Finley averaged better than 20 points per game in each of his last three seasons at Wisconsin.

1. Michael Finley — 2,147

Left school as the 12th-leading scorer in Big Ten history (all games) ... ranks seventh in conference scoring annals in league games with 1,385 points ... three-time (1993, '94, '95) Associated Press honorable mention All-America choice ... twice (1993, '95) named first-team All-Big Ten ... only player in Badger history to score 500 points in three different seasons ... only player in UW history to average better than 20 points per game in three different years ... ranks first or second in 11 different UW career statistical categories ... school's career leader in points, field goals, field goal attempts, free throws and three-point field goal attempts ... a first-round draft choice (21st overall) of the NBA's Phoenix Suns in 1995.

Season	G	FG-A	PCT	3P-A	PCT	FT-A	PCT	PTS-AVG
1991-92	31	130-287	.453	26-72	.361	95-128	.742	381-12.3
1992-93	28	223-478	.467	63-173	.364	111-144	.771	620-22.1
1993-94	29	208-446	.466	66-182	.363	110-140	.786	592-20.4
1994-95	27	178-470	.379	58-204	.284	140-181	.773	554-20.5
Totals	115	739-1681	.440	213-631	.338	456-593	.768	2147-18.7

2. Danny Jones — 1,854

Ranks in top three in nine different career statistical categories at UW ... Wisconsin's career leader in free throw attempts with 599 ... AP honorable mention All-America in 1988-89 ... two-time team captain (1988-89, '89-90) ... Badger MVP in 1989-90 ... second-team All-Big Ten in 1989-90 and 1988-89, and third-team All-Big Ten by UPI in 1987-88 ... named Badgers' Most Improved Player in 1987-88 ... led Badgers in scoring in 1988-89 and 1989-90 ... led UW in rebounding in 1987-88 and 1988-89 ... set then-school record for points in a season when he scored 611 in 1988-

89 ... scored in double figures in 91 games for Badgers, including a stretch of 33 straight.

Season	G	FG-A	PCT	3P-A	PCT	FT-A	PCT	PTS-AVG
1986-87	31	101-181	.558	0-0	—	52-88	.591	254-8.2
1987-88	26	176-309	.570	0-1	.000	89-124	.718	441-17.0
1988-89	30	231-449	.514	0-2	.000	149-199	.749	611-20.4
1989-90	31	215-412	.522	0-4	.000	118-188	.628	548-17.7
Totals	118	723-1351	.535	0-7	.000	408-599	.681	1854-15.7

3. Claude Gregory — 1,745

UW's career rebounding leader (904) ... a second-team All-Big Ten selection in 1980-81 and a third-team all-conference choice in 1979-80 ... led team in scoring and rebounding in 1980-81 en route to Badger MVP honors ... also led UW in rebounding in 1978-79 and 1979-80 ... scored in double figures in 80 games ... named team's Most Improved Player in 1977-78 ... brother, James, played at UW from 1976-78 ... second-round draft choice (41st overall) of Washington in 1981 NBA Draft.

Season	G	FG-A	PCT	3P-A	PCT	FT-A	PCT	PTS-AVG
1977-78	27	92-245	.376	—	—	70-99	.707	254-9.4
1978-79	27	168-385	.436	—	—	71-106	.670	407-15.1
1979-80	29	197-424	.465	—	—	140-189	.741	534-18.4
1980-81	27	199-438	.454	—	—	152-202	.752	550-20.4
Totals	110	656-1492	.440	—	—	433-596	.727	1745-15.9

4. Rick Olson — 1,736

Wisconsin's career leader in minutes played (3,962) and tied with Michael Finley in games started with 112 ... started every game during his four-year career ... also UW's career leader in free throw percentage (.870) ... team captain, MVP and leading scorer as a senior in 1985-86 ... third-team All-Big Ten in 1985-86 and honorable mention All-Big Ten in 1984-85 ... set then-Big Ten record for consecutive free throws made when he connected on 36 straight during 1984 and 1985 ... selected in seventh round (158th overall) of 1986 NBA Draft by Houston.

Season	G	FG-A	PCT	3P-A	PCT	FT-A	PCT	PTS-AVG
1982-83	28	129-326	.398	18-48	.375	31-41	.756	307-11.0
1983-84	28	166-337	.493	—	—	59-66	.894	391-14.0
1984-85	28	197-397	.496	—	—	73-82	.890	467-16.7
1985-86	28	237-485	.489	—	—	97-110	.882	571-20.4
Totals	112	729-1545	.472	18-48	.375	260-299	.870	1736-15.5

5. Trent Jackson — 1,545

Earned second-team All-Big Ten honors from AP in 1988-89, while leading Badgers to their first postseason tournament bid since 1947 ... team MVP in 1987-88 and 1988-89 ... also captained squad in 1988-89 ... a third-team All-Big Ten choice by UPI in 1987-88 ... tabbed UW's Most Improved Player in 1986-87 ... led team in scoring in 1987-88.

Season	G	FG-A	PCT	3P-A	PCT	FT-A	PCT	PTS-AVG
1985-86	13	35-83	.422	—	—	5-10	.500	75-5.8
1986-87	28	129-289	.446	46-103	.447	46-59	.780	350-12.5
1987-88	28	192-426	.451	74-164	.451	88-106	.830	546-19.5
1988-89	30	201-408	.493	73-163	.448	99-133	.744	574-19.1
Totals	99	557-1206	.462	193-430	.449	238-308	.773	1545-15.6

6. Clarence Sherrod — 1,408

UW's career leader in scoring average (19.6 ppg) ... second-team All-Big Ten choice in 1969-70 and 1970-71 ... Academic All-Big Ten in 1969-70 ... team co-captain in 1970-71 ... led team in scoring in 1969-70 and 1970-71 ... registered UW-record 40 consecutive games scoring in double figures ... still holds Badger single-season marks for scoring average (23.8) and

field goal attempts (519), both set in 1970-71 ... made UW-record 168 free throws in 1969-70 ... seven career 30-point games ... chosen by Chicago in eighth round (134th overall) of 1971 NBA Draft.

Season	G	FG-A	PCT	3P-A	PCT	FT-A	PCT	PTS-AVG
1968-69	24	104-273	.381	—	—	92-120	.767	300-12.5
1969-70	24	185-438	.420	—	—	168-202	.832	538-22.4
1970-71	24	211-519	.407	—	—	148-200	.740	570-23.8
Totals	72	500-1230	.407	—	—	408-522	.782	1408-19.6

7. Cory Blackwell — 1,405

A first-team All-Big Ten selection in 1983-84 ... garnered AP honorable mention All-America honors ... two-time team MVP (1982-83 and 1983-84) ... third-team All-Big Ten in 1982-83 ... 36 straight games scoring in double figures ... selected by Seattle in second round (29th overall) of 1984 NBA Draft.

Season	G	FG-A	PCT	3P-A	PCT	FT-A	PCT	PTS-AVG
1981-82	27	147-330	.445	—	—	71-103	.689	365-13.5
1982-83	28	215-465	.462	1-4	.250	80-113	.708	511-18.3
1983-84	28	201-439	.458	—	—	127-181	.702	529-18.9
Totals	83	563-1234	.456	1-4	.250	278-397	.700	1405-16.9

8. Sean Mason — 1,294

Played in 105 games, including 72 starts ... Associated Press honorable mention All-America as a senior ... second-team All-Big Ten in 1998-99 and honorable mention the year before ... on school career lists, he left UW sixth in free throw percentage (.794), fifth in free throws (332), 10th in free throw attempts (418), fifth in three-point field goals (166) and third in three-point field goal attempts (471) ... team's leading scorer his last two seasons, he was Big Ten's sixth-leading scorer as a senior ... set UW records for three-point field goals (78) and three-point attempts (208) his senior year ... missed all but first 13 games as a sophomore (right knee ACL) and all but four games the following year (in which he red-shirted) due to left knee ACL injury ... tri-captain in '97-98.

Season	G	FG-A	PCT	3P-A	PCT	FT-A	PCT	PTS-AVG
1994-95	25	41-122	.336	21-62	.339	23-39	.590	126-5.0
1995-96	13	37-93	.398	10-31	.323	28-33	.848	112-8.6
1996-97	4	9-25	.360	3-9	.333	16-20	.800	37-9.3
1997-98	31	149-378	.394	54-161	.335	128-157	.815	480-15.5
1998-99	32	162-419	.387	78-208	.375	137-169	.811	539-16.8
Totals	105	398-1037	.384	166-471	.352	332-418	.794	1294-12.3

9. Tracy Webster — 1,264

Second-team All-Big Ten in 1991-92, third-team in 1992-93 and honorable mention in 1993-94 ... Wisconsin's career leader in assists (501) and is No. 2 in steals (183) ... his 179 assists in 1992-93 are single-season school standard ... holds UW single-season mark for three-point field goal percentage (.490) set in 1991-92 ... team MVP in 1991-92 ... three-time team captain (1991-92, '92-93 and '93-94).

Season	G	FG-A	PCT	3P-A	PCT	FT-A	PCT	PTS-AVG
1991-92	31	186-419	.444	75-153	.490	90-115	.783	537-17.3
1992-93	28	139-354	.393	45-134	.336	72-89	.809	395-14.1
1993-94	29	120-272	.441	47-119	.395	45-63	.714	332-11.4
Totals	88	445-1045	.426	167-406	.411	207-267	.775	1264-14.4

10. Wes Matthews — 1,251

Second-team All-Big Ten in 1979-80 and third-team all-league honors from UPI in 1978-79 ... team MVP in 1978-79 ... career .817 free-throw shooter, including .888 in final season with Badgers ... made school-record 35 straight free throws during 1979-80 campaign ... left school as UW's No. 2 career scorer ... led team in scoring in each of his three seasons ... selected in first round (14th overall) of 1980 NBA Draft by Washington.

Season	G	FG-A	PCT	3P-A	PCT	FT-A	PCT	PTS-AVG
1977-78	14	83-197	.421	—	—	37-52	.712	203-14.5
1978-79	27	195-417	.468	—	—	109-139	.784	499-18.5
1979-80	28	211-412	.512	—	—	127-143	.888	549-19.6
Totals	69	489-1026	.477	—	—	273-334	.817	1251-18.1

11. Joe Franklin — 1,215

A first-team All-Big Ten choice in 1967-68 ... UW's career rebounding average leader (11.9) and the school's No. 2 rebounder overall ... led team in rebounding in each of his three seasons ... team MVP in 1966-67 and 1967-68 ... team captain in 1967-68 ... chosen in fifth round (63rd overall) of 1968 NBA Draft by Milwaukee.

Season	G	FG-A	PCT	3P-A	PCT	FT-A	PCT	PTS-AVG
1965-66	24	118-281	.419	—	—	48-99	.485	284-11.8
1966-67	24	139-316	.440	—	—	109-167	.653	387-16.1
1967-68	24	202-402	.502	—	—	140-210	.667	544-22.7
Totals	72	459-999	.459	—	—	297-476	.624	1215-16.9


12. Dale Koehler — 1,200

Two-time team MVP and two-time team captain (1974-75 and 1975-76) ... led team in scoring and rebounding his last two seasons ... registered 28 straight games scoring in double figures ... connected on school-record 17 free throws vs. Loyola (Ill.) on Dec. 6, 1975 ... set then-school record for points in a half with 28 in second half vs. Michigan on Feb. 2, 1976 ... selected by Cleveland in eighth round (123rd overall) of 1976 NBA Draft.

Season	G	FG-A	PCT	3P-A	PCT	FT-A	PCT	PTS-AVG
1972-73	7	4-11	.364	—	—	3-6	.500	11-1.6
1973-74	24	129-273	.473	—	—	44-73	.603	302-12.6
1974-75	21	155-307	.505	—	—	72-109	.661	382-18.2
1975-76	26	190-437	.435	—	—	125-165	.758	505-19.4
Totals	78	478-1028	.465	—	—	244-353	.691	1200-15.4

13. Dick Cable — 1,180

Team MVP and captain in 1954-55 ... led UW in scoring in 1953-54 and 1954-55 ... paced team in free throw percentage in 1952-53 and 1953-54 ... became second player in school history to eclipse the 1,000-point mark ... Milwaukee's second choice in 1955 NBA Draft.



Wes Matthews led the Badgers in scoring in each of his three seasons in Madison and is currently 10th on the all-time scoring list.

Season	G	FG-A	PCT	3P-A	PCT	FT-A	PCT	PTS-AVG
1951-52	16	50-128	.391	—	—	36-51	.706	136-8.5
1952-53	22	110-299	.368	—	—	81-110	.736	301-13.7
1953-54	22	116-266	.436	—	—	69-92	.750	301-13.7
1954-55	22	156-389	.401	—	—	130-170	.765	442-20.2
Totals	82	432-1082	.399	—	—	316-423	.747	1180-14.4

14. Joe Chernelich — 1,171

Two-time team captain (1978-79 and 1979-80) and team MVP in 1979-80 ... led Badgers in rebounding in 1977-78 ... paced UW in field goal percentage in 1976-77 ... a four-year starter ... chosen by New York in the fourth round (82nd overall) of the 1980 NBA Draft.

Season	G	FG-A	PCT	3P-A	PCT	FT-A	PCT	PTS-AVG
1976-77	27	122-227	.537	—	—	77-113	.681	321-11.9
1977-78	27	112-221	.507	—	—	51-72	.708	275-10.2
1978-79	26	108-230	.470	—	—	60-92	.652	276-10.6
1979-80	29	123-230	.535	—	—	53-81	.654	299-10.3
Totals	109	465-908	.512	—	—	241-358	.673	1171-10.7

15. Don Rehfeldt — 1,169

UW's last first-team All-America selection (1949-50) ... Big Ten MVP in 1950 ... first-team All-Big Ten in 1949 and 1950 ... two-time team MVP (1948-49 and 1949-50) ... led UW in scoring and free throw percentage in 1948-49 and 1949-50 and led Badgers in field goal percentage in 1947-48, 1948-49 and 1949-50 ... still holds school record for field goal attempts with 37 vs. Iowa on Feb. 28, 1949 ... first Badger to eclipse 1,000-point plateau ... chosen second overall by Baltimore in the 1950 NBA Draft.

Season	G	FG-A	PCT	3P-A	PCT	FT-A	PCT	PTS-AVG
1944-45*	9	37-na	—	—	—	21-na	—	95-10.6
1946-47	8	12-51	.235	—	—	9-18	.500	33-4.1
1947-48	20	86-258	.333	—	—	52-78	.667	224-11.2
1948-49	22	146-436	.335	—	—	89-129	.690	381-17.3
1949-50	22	170-505	.337	—	—	96-147	.653	436-19.8
Totals	81	451-1250	.361	—	—	267-372	.718	1169-14.4

*Entered service after first semester. Field goal and free throw attempts not available.

16. Leon Howard — 1,165

Two-time team MVP (1971-72 and 1972-73) ... team captain in 1972-73 ... three-year starter who led the UW in scoring in each of his last two seasons ... paced Badgers in free throw percentage in 1972-73 ... one of four Badgers to record a double-double (15 points, 11 rebounds) in a win over Loyola (New Orleans) in 1970.

Season	G	FG-A	PCT	3P-A	PCT	FT-A	PCT	PTS-AVG
1970-71	23	133-290	.455	—	—	90-130	.692	356-14.8
1971-72	23	143-346	.413	—	—	92-136	.676	378-16.4
1972-73	24	157-353	.445	—	—	117-157	.745	431-18.0
Totals	70	433-989	.438	—	—	299-423	.707	1165-16.6

17. Scott Roth — 1,156

Team MVP as a senior in 1984-85 ... two-time team captain (1983-84 and 1984-85) ... three-year starter ... led UW in scoring in 1984-85, field goal percentage in 1983-84 and 1984-85 and free throw percentage, assists and steals in 1983-84 ... selected by San Antonio in the fourth round of the 1985 NBA Draft.

Season	G	FG-A	PCT	3P-A	PCT	FT-A	PCT	PTS-AVG
1981-82	25	47-102	.461	—	—	10-18	.556	104-4.2
1982-83	28	59-156	.378	0-0	—	43-60	.717	161-5.8
1983-84	28	151-304	.497	—	—	76-96	.792	378-13.5
1984-85	28	198-365	.542	—	—	117-156	.750	513-18.3
Totals	109	455-927	.491	0-0	—	246-330	.745	1156-10.6

18. James Johnson — 1,147

Team MVP and captain in 1968-69 ... three-year starter ... led Badgers in scoring, rebounding and field goal percentage in 1968-69 ... paced UW in free throw percentage in 1967-68 ... selected by Boston in seventh round (93rd overall) of 1969 NBA Draft.

Season	G	FG-A	PCT	3P-A	PCT	FT-A	PCT	PTS-AVG
1966-67	24	104-228	.456	—	—	72-107	.673	280-11.7
1967-68	24	155-355	.437	—	—	95-130	.731	405-16.9
1968-69	24	164-401	.409	—	—	134-192	.698	462-19.2
Totals	72	423-984	.430	—	—	301-429	.702	1147-15.9

19. Ken Siebel — 1,084


Three-time team MVP ... three-year starter who led UW in scoring in 1961-62 ... paced Badgers in field goal percentage in 1960-61 and 1961-62 ... UW's free throw percentage leader in each of his three seasons ... selected by Baltimore in sixth round (47th overall) of the 1963 NBA Draft.

Season	G	FG-A	PCT	3P-A	PCT	FT-A	PCT	PTS-AVG
1960-61	24	108-250	.432	—	—	67-97	.691	283-11.8
1961-62	24	144-318	.453	—	—	104-155	.671	392-16.3
1962-63	23	149-344	.433	—	—	111-158	.703	409-17.8
Totals	71	401-912	.440	—	—	282-410	.688	1084-15.3

20. Tim Locum — 1,077

Two-time team captain (1989-90 and 1990-91) ... two-year starter ... currently fourth on all-time NCAA list for three-point field goal percentage (.472) among players who have made at least 200 shots from beyond the arc ... holds UW record for career three-point field goals made ... shares UW record for career games played ... led Badgers in three-point field goal percentage in each of his last three seasons ... tied for team lead in steals with 33 in 1989-90.

Season	G	FG-A	PCT	3P-A	PCT	FT-A	PCT	PTS-AVG
1987-88	28	58-137	.423	41-93	.441	30-35	.857	187-6.7



Joe Chernelich

1988-89	30	83-168	.494	54-111	.486	45-55	.818	265-8.8
1989-90	30	94-194	.485	67-143	.469	40-45	.889	295-9.8
1990-91	30	107-212	.505	65-134	.485	51-59	.864	330-11.0
Totals	118	342-711	.481	227-481	.472	166-194	.856	1077-9.1

T21. Mark Vershaw — 1,066

One of only six forwards in Big Ten history to register at least 1,000 points, 400 rebounds and 300 assists ... never missed a game during his UW career ... he left school tied for first in games played (128) and consecutive games played (128), tied for 21st in scoring (1,066), sixth in assists (311) and fifth in minutes (3,466) ... leading scorer on UW's 2000 Final Four team and set school records for minutes played (1,122) and assists by a forward (118) that year.

Season	G	FG-A	PCT	3P-A	PCT	FT-A	PCT	PTS-AVG
1997-98	31	59-134	.440	4-10	.400	42-72	.583	164-5.3
1998-99	32	84-185	.454	0-3	.000	61-75	.813	229-7.2
1999-00	36	148-326	.454	21-40	.525	106-144	.736	423-11.8
2000-01	29	79-203	.389	6-35	.171	86-119	.723	250-8.6
Totals	128	370-848	.436	31-88	.352	295-410	.720	1066-8.3

T21. Larry Petty — 1,066

Tabbed UW's Most Improved Player in back-to-back seasons (1978-79 and 1979-80) ... four-year starter ... led UW in field goal percentage in 1978-79 and 1980-81 ... chosen by Los Angeles in the seventh round (157th overall) of the 1981 NBA Draft.

Season	G	FG-A	PCT	3P-A	PCT	FT-A	PCT	PTS-AVG
1977-78	27	50-138	.362	—	—	34-63	.540	134-5.0
1978-79	27	106-204	.520	—	—	55-94	.585	267-9.9
1979-80	29	97-210	.462	—	—	59-107	.551	253-8.7
1980-81	27	172-348	.494	—	—	68-126	.539	412-15.3
Totals	110	425-900	.472	—	—	216-390	.554	1066-9.7

23. Chuck Nagle — 1,064


Academic All-Big Ten in 1966-67 ... three-year starter who led UW in scoring and free throw percentage in 1966-67 ... broke school's 62-year-old season scoring record with his 463-point performance in 1966-67.

Season	G	FG-A	PCT	3P-A	PCT	FT-A	PCT	PTS-AVG
1966-67	24	188-421	.447	—	—	87-117	.744	463-19.3
1967-68	24	146-312	.468	—	—	48-70	.686	340-14.2
1968-69	24	104-259	.402	—	—	53-63	.841	261-10.9
Totals	72	438-992	.442	—	—	188-250	.752	1064-14.8

24. Sean Daugherty — 1,057

Played in 117 games (including 96 straight), eighth-most ever at Wisconsin ... his 85 starts rank 10th at UW ... eighth on school's all-time rebounds list with 644 ... only the seventh player in school history to register 1,000 points and 600 rebounds ... registered 11 career "double-doubles" ... team tri-captain as a senior ... earned team's Badger Award in 1997-98 ... career-high 24 points in final game as a Badger vs. Illinois.

Season	G	FG-A	PCT	3P-A	PCT	FT-A	PCT	PTS-AVG
1994-95	26	43-123	.350	13-47	.277	20-34	.588	119-4.6
1995-96	32	125-272	.460	12-39	.308	70-96	.729	332-10.4
1996-97	28	104-235	.443	17-48	.354	45-65	.692	270-9.6
1997-98	31	125-282	.443	11-34	.324	75-105	.714	336-10.8
Totals	117	397-912	.435	53-168	.315	210-300	.700	1057-9.0



Mark Vershaw is the latest member of the UW's 1000-point club, having registered his 1,000th point on Feb. 10, 2001 at Ohio State.

25. J.J. Weber — 1,021

Team MVP and tri-captain in 1986-87 ... led Badgers in rebounding in 1984-85 and 1986-87 ... led team in scoring, field goal percentage, free throw percentage, steals and minutes in 1986-87 ... paced club in blocked shots in 1985-86 and 1986-87 ... tabbed team's Most Improved Player in 1984-85 ... three-year starter ... ranks fourth on UW's career blocked shots list.

Season	G	FG-A	PCT	3P-A	PCT	FT-A	PCT	PTS-AVG
1983-84	18	7-13	.538	—	—	2-5	.400	16-0.9
1984-85	28	85-173	.491	—	—	37-53	.698	207-7.4
1985-86	28	131-258	.508	—	—	67-89	.753	329-11.8
1986-87	31	182-324	.562	—	—	105-141	.745	469-15.1
Totals	105	405-768	.527	—	—	211-288	.733	1021-9.7

26. Willie Simms — 1,015


Team captain in 1990-91 ... named team's Most Improved Player in 1988-89 ... three-year starter ... led Badgers in field goal percentage and free throw percentage in 1989-90 ... topped team in assists in each of his last two seasons ... career field goal percentage of .545 is third-best in school history.

Season	G	FG-A	PCT	3P-A	PCT	FT-A	PCT	PTS-AVG
1987-88	2	1-4	.250	0-0	—	2-5	.400	4-2.0
1988-89	30	84-162	.519	1-2	.500	21-53	.396	190-6.3
1989-90	30	153-284	.539	2-6	.333	92-146	.630	400-13.3
1990-91	29	153-267	.573	1-3	.333	114-179	.637	421-14.5
Totals	91	391-717	.545	4-11	.364	229-383	.598	1015-11.2

30-POINT PERFORMANCES

WISCONSIN RECORDS

Pts.	Player	Opponent	Date
42	Michael Finley	at Eastern Michigan	12/10/94
42	Ken Barnes	Indiana	3/8/65
39	Rick Olson	Michigan	1/14/84
38	Dale Koehler	Iowa	2/1/75
38	Joe Franklin	Michigan State	1/16/68
37	Chuck Nagle	Michigan	3/4/67
36	Michael Finley	Missouri	3/19/94
36	Tracy Webster	SE Missouri State	11/25/91
36	Dale Koehler	at Michigan	2/2/76
35	Rick Olson	San Francisco State	12/2/85
35	Claude Gregory	Kentucky State	12/5/80
35	Clarence Sherrod	at Iowa	2/10/70
35	Jack Brens	Indiana	2/25/63
35	Don Rehfeldt	at Northwestern	2/11/50
34	Michael Finley	Ohio State	1/20/93
34	Cory Blackwell	at Minnesota	2/19/83
34	Cory Blackwell	Ohio State	2/9/83
34	Joe Franklin	Michigan	1/6/68
34	Bob Litzow	Indiana	2/10/58
34	Don Rehfeldt	Iowa	2/28/49
33	Kirk Penney	Marquette	12/22/01
33	Michael Finley	Purdue	2/13/93
33	Tracy Webster	Illinois	2/20/92
33	Trent Jackson	at Butler	12/10/88
33	Scott Roth	Oklahoma State	12/29/83
33	Claude Gregory	at Iowa	2/28/81
33	Dale Koehler	Loyola Chicago	12/6/75
33	Ron Jackson	Dayton	12/28/61
33	Dick Miller	at Michigan State	2/27/56
32	Michael Finley	Michigan State	2/2/94
32	Michael Finley	UW-Green Bay	12/5/92
32	Danny Jones	Ohio State	3/4/89
32	Rick Olson	at Minnesota	2/22/86
32	Rick Olson	at Michigan State	1/30/86
32	Rick Olson	Ohio State	2/9/85
32	Claude Gregory	Iowa	1/15/81
32	Leon Howard	at Ohio State	2/5/72
32	Clarence Sherrod	Eastern Illinois	12/1/70
32	Joe Franklin	Arizona	12/30/66
32	Dick Miller	at Ohio State	1/14/56
31	Willie Simms	Bowling Green	3/13/91
31	Danny Jones	at Michigan	2/25/89
31	Rick Olson	Illinois	2/15/86
31	Rick Olson	Purdue	1/19/85
31	Scott Roth	Illinois	1/17/85
31	Scott Roth	at Northern Illinois	12/22/84
31	Cory Blackwell	at Purdue	3/12/83
31	Larry Petty	Minnesota	3/7/81
31	Claude Gregory	Nebraska	12/27/79
31	Wes Matthews	at Michigan	2/22/79
31	Bruce McCauley	at Northwestern	1/4/75
31	Clarence Sherrod	Michigan	1/9/71
31	Albert Henry	Minnesota	1/13/70
31	Joe Franklin	Purdue	3/2/68
31	James Johnson	Northwestern	2/21/67
31	Jack Brens	Utah	12/28/62
31	Ken Siebel	Utah	12/28/62
31	Dick Miller	Minnesota	2/21/55



Kirk Penney's 33 points against Marquette last year were the most by a UW player since Michael Finley had 42 points against Eastern Michigan on Dec. 10, 1994.

Pts.	Player	Opponent	Date
31	Dick Cable	Tulane	12/20/54
31	Dick Cable	at Notre Dame	12/4/54
31	John Kotz	Iowa	3/7/42
30	Kirk Penney	at Minnesota	2/16/02
30	Sean Mason	at Penn State	2/14/98
30	Sam Okey	UW-Milwaukee	12/10/96
30	Michael Finley	at Michigan	1/29/94
30	Michael Finley	at Illinois	1/27/93
30	Michael Finley	Michigan	2/26/92
30	Tim Locum	Western Kentucky	11/25/89
30	Trent Jackson	Minnesota	2/28/88
30	J.J. Weber	Northwestern	3/1/87
30	Rick Olson	Purdue	2/13/86
30	Wes Matthews	at Purdue	2/16/80
30	Clarence Sherrod	Tulane	12/19/70
30	Clarence Sherrod	Ohio State	2/24/70
30	Clarence Sherrod	Michigan State	2/7/70
30	Clarence Sherrod	Ohio University	1/31/70
30	Joe Franklin	at Northwestern	3/9/68
30	Chuck Nagle	Purdue	3/2/68
30	Joe Franklin	Illinois	3/11/67
30	Joe Franklin	Nebraska	12/1/65
30	Mark Zubor	Illinois	12/15/64
30	Jim Biggs	Northwestern	2/28/59
30	Paul Morrow	Indiana	2/16/53

NOTE: The only players to have back-to-back 30-point games are Michael Finley, 30 at Michigan and 32 vs. Michigan State in 1994; Rick Olson, 30 vs. Purdue and 31 vs. Illinois in 1986; and Clarence Sherrod, 30 vs. Michigan State and 35 vs. Iowa in 1970.

KOHL CENTER RECORDS

Points

Team — 104 by Kansas vs. Oregon, 3/24/02
 Individual — 47 by Lynn Greer (Temple) vs. Wisconsin, 12/3/01

Points - Both Teams

190, Kansas (104) vs. Oregon (86), 3/24/02

Points in a Half

Team — 56 by Kansas vs. Oregon, 3/24/02
 Individual — 20 by John Cliff (Marquette) vs. Wisconsin, 12/23/99 (second half)

Largest UW Winning Margin


37 by Wisconsin over Loyola Chicago (66-29), 11/14/98

Field Goals Made

Team — 40 by Kansas vs. Oregon, 3/24/02
 Individual — 18 by Lynn Greer (Temple) vs. Wisconsin, 12/3/01

Field Goal Attempts

Team — 84 by Oregon vs. Kansas, 3/24/02
 Individual — 38 by Lynn Greer (Temple) vs. Wisconsin, 12/3/01



Mike Wilkinson connected on 13-16 free throws as Wisconsin set Kohl Center records by making 36-46 free throws in a 94-92 overtime win over Ohio State last year.

Field Goal Percentage

Team — .580 (29-50) by Wisconsin vs. Marquette, 12/22/01
 Individual (min. 10 att.) — .750 (9-12) by Ricky Davis (Iowa) vs. Wisconsin, 2/3/98

3-Point Field Goals

Team — 13 by Wisconsin vs. Michigan, 2/27/02
 Individual — 6 by Devin Harris vs. Temple 12/3/01; by Lynn Greer (Temple) vs. Wisconsin, 12/3/01; and by Sean Mason vs. Northern Illinois, 12/2/98

3-Point Field Goal Attempts

Team — 40 by Wisconsin vs. Temple, 12/3/01
 Individual — 20 by Devin Harris vs. Temple 12/3/01

3-Point Field Goal Percentage

Team (min. 8 att.) — .706 (12-17) by Wisconsin vs. Michigan, 2/16/00
 Individual (min. 6 att.) — .833 (5-6) by Kirk Penney vs. Marquette, 12/22/01

Free Throws Made

Team — 36 by Wisconsin vs. Ohio State, 2/6/02
 Individual — 14 by Sean Mason vs. Pepperdine, 12/12/98

Free Throw Attempts

Team — 46 by Wisconsin vs. Ohio State, 2/6/02
 Individual — 16 by Mike Wilkinson vs. Ohio State, 2/6/02

Free Throw Percentage

Team (min. 12 att.) — .941 (16-17) by Michigan State vs. Wisconsin, 1/6/99
 Individual (min. 10 att.) — 1.000 (10-10) by Evan Eschmeyer (Northwestern) vs. Wisconsin, 2/10/99

Rebounds

Team — 63 by Kansas vs. Oregon, 3/24/02
 Individual — 20 by Drew Gooden (Kansas) vs. Oregon, 3/24/02

Assists

Team — 21 by Oregon vs. Kansas, 3/24/02; by Oregon vs. Texas, 3/22/02; and by Wisconsin vs. Minnesota, 1/22/00
 Individual — 8 Aaron Miles (Kansas) vs. Oregon 3/24/02; by Luke Jackson (Oregon) vs. Texas, 3/22/02; by Travon Davis vs. Temple, 12/3/01; and by Mark Vershaw vs. UW-Green Bay, 12/8/99

Blocked Shots

Team — 9 by South Florida vs. Wisconsin, 12/30/00
 Individual — 8 by Gerrick Morris (South Florida), 12/30/00

Steals

Team — 15 by Wisconsin vs. Minnesota, 1/22/00
 Individual — 10 by Mike Kelley vs. Texas, 12/7/99

YEARLY STATISTICAL LEADERS

Scoring

Year	Name	G	PTS	AVG
1939	Dave Dupee	20	154	7.7
1940	Gene Englund	20	199	10.0
1941	Gene Englund	23	304	13.2
1942	John Kotz	21	325	15.5
1943	John Kotz	21	308	14.7
1944	Ray Patterson	21	295	14.0
1945	Ray Patterson	21	225	10.7
1946	Bob Cook	21	289	13.8
1947	Bob Cook	22	323	14.7
1948	Bob Cook	20	235	12.4
1949	Don Rehfeldt	22	381	17.3
1950	Don Rehfeldt	22	436	19.8
1951	Ab Nicholas	22	366	16.6
1952	Ab Nicholas	22	361	16.4
1953	Paul Murrow	22	352	16.0
1954	Dick Cable	22	301	13.7
1955	Dick Cable	22	442	20.1
1956	Dick Miller	22	429	19.5
1957	Bob Litzow	22	355	16.1
1958	Bob Litzow	22	324	14.7
1959	Bob Barneson	21	259	12.3
1960	Tom Hughbanks	24	312	13.0
1961	Tom Hughbanks	23	301	13.1
1962	Ken Siebel	24	392	16.3
1963	Jack Brens	24	425	17.8
1964	Ken Gustafson	24	359	14.9
1965	Mark Zubor	22	345	15.7
1966	Ken Gustafson	24	333	13.8
1967	Chuck Nagle	24	463	19.3
1968	Joe Franklin	24	544	22.7
1969	James Johnson	24	462	19.2
1970	Clarence Sherrod	24	538	22.4
1971	Clarence Sherrod	14	570	23.8
1972	Leon Howard	23	378	16.4
1973	Leon Howard	24	431	18.0
1974	Kim Hughes	24	367	15.3

1975	Bruce McCauley	25	418	16.7
1976	Dale Koehler	26	505	19.4
1977	James Gregory	27	429	15.9
1978	Wes Matthews	14	203	14.5
1979	Wes Matthews	27	499	18.5
1980	Wes Matthews	28	549	19.6
1981	Claude Gregory	27	550	20.4
1982	Brad Sellers	27	378	14.0
1983	Cory Blackwell	28	511	18.3
1984	Cory Blackwell	28	529	18.9
1985	Scott Roth	28	513	18.3
1986	Rick Olson	28	571	20.4
1987	J.J. Weber	31	469	15.1
1988	Trent Jackson	28	546	19.5
1989	Danny Jones	30	611	20.4
1990	Danny Jones	31	548	17.7
1991	Willie Simms	29	421	14.5
1992	Tracy Webster	31	537	17.3
1993	Michael Finley	28	620	22.1
1994	Michael Finley	29	592	20.4
1995	Michael Finley	27	554	20.5
1996	Sam Okey	32	423	13.2
1997	Paul Grant	28	350	12.5
1998	Sean Mason	31	480	15.5
1999	Sean Mason	32	539	16.8
2000	Mark Vershaw	36	423	11.8
2001	Roy Boone	29	372	12.8
2002	Kirk Penney	32	482	15.1

Field Goal Percentage


Year	Name	FG	FGA	PCT
1947	Bob Cook	124	358	.346
1948	Don Rehfeldt	86	258	.333
1949	Don Rehfeldt	146	436	.335
1950	Don Rehfeldt	170	505	.337
1951	Ab Nicholas	130	378	.344
1952	Dick Cable	50	128	.391
1953	Charles Siefert	99	264	.375

1954	Dick Cable	116	266	.436
1955	John Parker	75	177	.424
1956	Dick Miller	142	344	.413
1957	Walter Holt	46	101	.455
1958	Walter Holt	112	225	.498
1959	Bob Barneson	93	234	.397
1960	Marty Gharriy	119	244	.488
1961	Ken Siebel	108	250	.432
1962	Ken Siebel	144	318	.453
1963	Tom Gwyn	108	221	.489
1964	Tom O'Melia	77	159	.484
1965	Mark Zubor	137	290	.472
1966	Dennis Sweeney	67	137	.489
1967	James Johnson	104	228	.456
1968	Joe Franklin	202	402	.502
1969	James Johnson	164	401	.409
1970	Albert Henry	152	321	.474
1971	Glen Richgels	126	264	.477
1972	Kim Hughes	113	242	.467
1973	Kim Hughes	144	291	.495
1974	Gary Anderson	142	284	.500
1975	Dale Koehler	155	307	.505
1976	Al Rudd	81	142	.570
1977	Joe Chnelich	122	227	.537
1978	Bill Pearson	87	170	.512
1979	Larry Petty	106	204	.520
1980	Joe Chnelich	123	230	.535
1981	Larry Petty	172	348	.494
1982	Brad Sellers	167	351	.476
1983	Brad Sellers	189	372	.508
1984	Scott Roth	151	304	.497
1985	Scott Roth	198	365	.542
1986	Shelton Smith	84	153	.549
1987	J.J. Weber	182	324	.562
1988	Danny Jones	176	309	.570
1989	Kurt Portmann	63	113	.558
1990	Willie Simms	153	284	.539
1991	Patrick Tompkins	164	258	.636
1992	Carlton McGee	123	222	.554
1993	Jeff Petersen	58	93	.624
1994	Jeff Petersen	93	157	.592
1995	Rashard Griffith	167	295	.566
1996	Sean Daugherty	125	272	.460
1997	Paul Grant	129	261	.494
1998	Sean Daugherty	125	282	.443
1999	Andy Kowske	85	148	.574
2000	Andy Kowske	137	235	.583
2001	Andy Kowske	79	145	.545
2002	Charlie Wills	112	235	.477


Minimum 2.0 made per game

Rebounding

Year	Name	G	REB	AVG
1951	Jim Clinton	22	344	15.6
1952	Paul Morrow	22	290	13.2
1953	Records Incomp.	—	—	—
1954	Paul Morrow	22	194	9.6
1955	Curt Mueller	19	110	5.8
1956	Curt Mueller	22	207	9.4
1957	Ray Gross	21	165	7.9
1958	Ray Gross	22	156	7.1
1959	Bob Barneson	21	152	7.2
1960	Fred Clow	24	234	9.8
1961	Tom Hughbanks	23	198	8.6



Travon Davis led the Badgers with 126 assists last season, the fifth-best single-season total in Wisconsin history.



Trent Jackson led the Badgers in scoring, three-point percentage and free throw percentage in 1987-88.

1962	Tom Gwyn	24	192	8.0
1963	Jack Brens	24	306	12.8
1964	Ken Gustafson	24	235	9.8
1965	Ken Barnes	20	176	8.8
1966	Joe Franklin	24	235	9.8
1967	Joe Franklin	24	289	12.0
1968	Joe Franklin	24	334	13.9
1969	James Johnson	24	210	8.8
1970	Albert Henry	24	265	11.0
1971	Glen Richgels	24	254	10.6
1972	Kim Hughes	24	239	10.0
1973	Kim Hughes	24	301	12.5
1974	Kim Hughes	24	266	11.1
1975	Dale Koehler	21	213	10.1
1976	Dale Koehler	26	263	10.1
1977	James Gregory	27	270	10.0
1978	Joe Chnelich	27	182	6.7
1979	Claude Gregory	27	236	8.7
1980	Claude Gregory	29	254	8.8
1981	Claude Gregory	27	249	9.2
1982	Brad Sellers	27	254	9.4
1983	Brad Sellers	28	219	7.8
1984	Cory Blackwell	28	243	8.7
1985	J.J. Weber	28	162	5.8
1986	Rod Ripley	28	194	6.9
1987	J.J. Weber	31	251	8.1
1988	Danny Jones	26	121	4.7
1989	Danny Jones	30	141	4.7
1990	Patrick Tompkins	28	178	6.4
1991	Patrick Tompkins	30	264	8.8
1992	Michael Finley	31	152	4.9
1993	Michael Finley	28	161	5.8
1994	Rashard Griffith	25	212	8.5
1995	Rashard Griffith	26	281	10.8
1996	Sam Okey	32	218	6.8
1997	Sam Okey	27	230	8.5
1998	Sean Daugherty	31	192	6.2
1999	Andy Kowske	32	157	4.9
2000	Andy Kowske	36	222	6.2

2001	Andy Kowske	29	157	5.4
2002	Mike Wilkinson	32	171	5.3

3-Point FG Pct.

Year	Name	FG	FGA	PCT
1983	Rick Olson	18	48	.375
1987	Mike Heineman	29	61	.475
1988	Trent Jackson	74	164	.451
1989	Tim Locum	54	111	.486
1990	Tim Locum	67	143	.469
1991	Tim Locum	65	134	.485
1992	Tracy Webster	75	153	.490
1993	Andy Kilbride	49	107	.458
1994	Andy Kilbride	54	131	.412
1995	Andy Kilbride	54	134	.403
1996	Hennssy Auriantal	35	88	.398
1997	Ty Calderwood	39	117	.333
1998	Sean Mason	54	161	.335
1999	Jon Bryant	46	119	.387
2000	Duany Duany	47	120	.392
2001	Ricky Bower	22	50	.440
2002	Kirk Penney	62	161	.385

Minimum 1.0 made per game

Free Throw Pct.


Year	Name	FT	FTA	PCT
1947	Bob Cook	75	101	.743
1948	Bob Cook	73	97	.754
1949	Don Rehfeldt	89	129	.690
1950	Don Rehfeldt	96	147	.653
1951	Ab Nicholas	106	149	.711
1952	Ab Nicholas	121	176	.687
1953	Dick Cable	81	110	.736
1954	Dick Cable	69	92	.750
1955	Dick Miller	87	109	.798
1956	Dick Miller	145	181	.801
1957	Bob Litzow	55	92	.598
1958	Walter Holt	71	90	.789
1959	Bob Barneson	73	108	.676
1960	Marty Gharrity	74	92	.804
1961	Ken Siebel	67	97	.691
1962	Ken Siebel	104	155	.671
1963	Ken Siebel	111	158	.703
1964	Mark Zubor	69	99	.697
1965	Ken Barnes	62	84	.738
1966	Mike Carlin	70	90	.778
1967	Chuck Nagle	87	117	.744
1968	James Johnson	95	130	.731
1969	Clarence Sherrod	92	120	.767
1970	Clarence Sherrod	168	202	.832
1971	Clarence Sherrod	148	200	.740
1972	Lee Oler	84	106	.792
1973	Leon Howard	117	157	.745
1974	Kim Hughes	57	92	.620
1975	Mike McCauley	98	125	.784
1976	Dale Koehler	125	165	.758
1977	James Gregory	97	139	.698
1978	Bill Pearson	74	95	.779
1979	Wes Matthews	109	139	.784
1980	Wes Matthews	127	143	.888
1981	Claude Gregory	152	202	.752
1982	Cory Blackwell	71	103	.689
1983	Brad Sellers	82	99	.828
1984	Scott Roth	76	96	.792
1985	Rick Olson	73	82	.890
1986	Rick Olson	97	110	.882
1987	J.J. Weber	105	141	.745

1988	Trent Jackson	88	106	.830
1989	Danny Jones	149	199	.749
1990	Willie Simms	92	146	.630
1991	Patrick Tompkins	95	147	.646
1992	Tracy Webster	90	115	.783
1993	Tracy Webster	72	89	.809
1994	Michael Finley	110	140	.786
1995	Michael Finley	140	181	.773
1996	Mosezell Peterson	79	107	.738
1997	Paul Grant	92	129	.713
1998	Sean Mason	128	157	.815
1999	Sean Mason	137	169	.811
2000	Mark Vershaw	106	144	.736
2001	Roy Boone	88	118	.746
2002	Devin Harris	101	130	.777

Minimum 2.5 made per game

Assists

Year	Name	G	AST	AVG
1974	Marcus McCoy	24	74	3.1
1975	Bruce McCauley	25	88	3.5
1976	James Smith	23	76	3.3
1977	Bob Falk	27	93	3.4
	Arnold Gaines	27	93	3.4
1978	Arnold Gaines	26	80	3.1
1979	Wes Matthews	27	106	3.9
1980	Wes Matthews	28	118	4.2
1981	Dan Hastings	27	85	3.1
1982	Carl Golston	27	93	3.4
1983	Rick Olson	28	83	3.0
1984	Scott Roth	28	87	3.1
1985	Mike Heineman	25	111	4.4
1986	Mike Heineman	22	100	4.5
1987	Mike Heineman	28	137	4.9
1988	Tom Molaski	28	104	3.7
1989	Tom Molaski	30	108	3.6
1990	Willie Simms	30	97	3.2




Scott Roth led the UW in assists in 1984 and scoring in 1985 and in field goal percentage both years.

1991	Willie Simms	29	98	3.4
1992	Tracy Webster	31	151	4.9
1993	Tracy Webster	28	179	6.4
1994	Tracy Webster	29	171	5.9
1995	Michael Finley	27	108	4.0
1996	Sam Okey	32	100	3.1
1997	Ty Calderwood	27	101	3.7
1998	Hennssy Auriantal	29	64	2.2
1999	Ty Calderwood	32	104	3.3
2000	Mark Vershaw	36	118	3.3
2001	Mike Kelley	29	89	3.1
2002	Travon Davis	32	126	3.9

Steals

Year	Name	G	STL	AVG
1978	Arnold Gaines	26	28	1.1
1979	Wes Matthews	27	53	2.0
1980	Wes Matthews	28	42	1.5
1981	John Bailey	27	39	1.4
1982	John Bailey	27	37	1.4
1983	Cory Blackwell	28	39	1.4
1984	Scott Roth	28	43	1.5
1985	Mike Heineman	25	33	1.3
1986	Rick Olson	28	33	1.2
1987	J.J. Weber	31	41	1.3
1988	Trent Jackson	28	59	2.1
1989	Trent Jackson	30	50	1.7
1990	Willie Simms	30	33	1.1
	Tim Locum	30	33	1.1
1991	Willie Simms	29	27	0.9
1992	Tracy Webster	31	48	1.5
1993	Tracy Webster	28	66	2.4
1994	Tracy Webster	29	69	2.4
1995	Michael Finley	27	52	1.9
1996	Hennssy Auriantal	32	43	1.3
1997	Ty Calderwood	27	63	2.3



Devin Harris (above, 2001-02) and J.J. Weber (1986-87) are the only two Badgers to lead the UW in steals and blocked shots in the same season.

1998	Mike Kelley	31	58	1.9
1999	Mike Kelley	32	62	1.9
2000	Mike Kelley	36	95	2.6
2001	Mike Kelley	29	60	2.1
2002	Devin Harris	32	43	1.3

Minutes

Year	Name	G	MN	AVG
1978	Arnold Gaines	26	782	30.1
1979	Wes Matthews	27	986	36.5
1980	Claude Gregory	29	1001	34.5
1981	Claude Gregory	27	989	36.6
1982	Brad Sellers	27	964	35.7
1983	Brad Sellers	28	1009	36.0
1984	Cory Blackwell	28	1045	37.3
1985	Rick Olson	28	970	34.6
1986	Rick Olson	28	983	35.1
1987	J.J. Weber	31	993	32.0
1988	Trent Jackson	28	1032	36.9
1989	Trent Jackson	30	1099	36.6
1990	Danny Jones	31	1043	33.6
1991	Patrick Tompkins	30	1091	36.4
1992	Tracy Webster	31	1077	34.7
1993	Michael Finley	28	979	35.0
1994	Michael Finley	29	1046	36.1
1995	Michael Finley	27	1000	37.0
1996	Sam Okey	32	1024	32.0
1997	Ty Calderwood	27	886	32.8
1998	Sean Mason	31	885	28.5
1999	Sean Mason	32	937	29.3
2000	Mark Vershaw	36	1122	31.2
2001	Mike Kelley	29	903	31.1
2002	Devin Harris	32	1,094	34.2

Blocked Shots

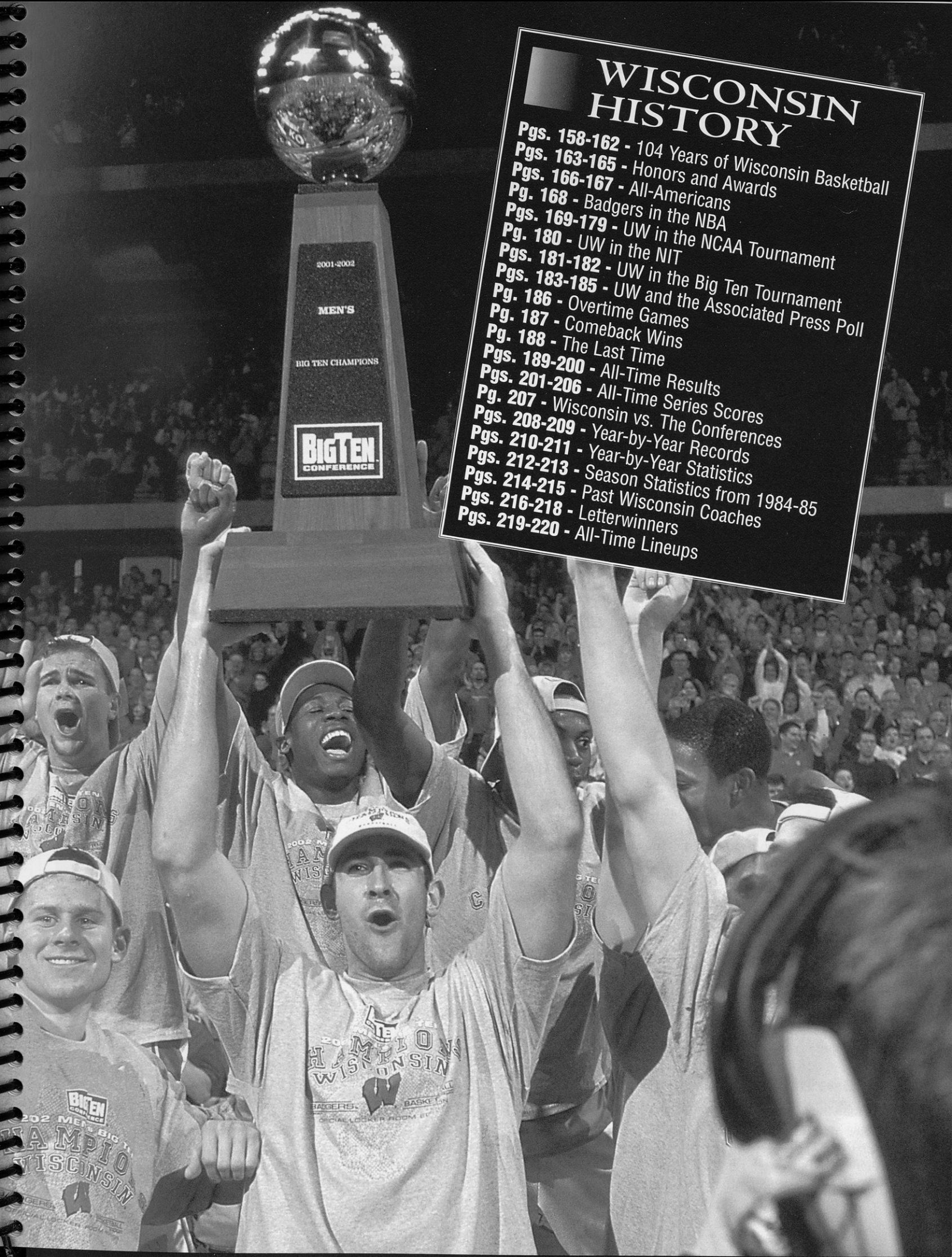
Year	Name	G	BL	AVG
1978	Claude Gregory	27	21	0.8
1979	Claude Gregory	27	21	0.8
1980	Claude Gregory	29	20	0.7
1981	Claude Gregory	27	26	1.0
1982	Brad Sellers	27	52	1.9
1983	Brad Sellers	28	68	2.4
1984	David Miller	27	11	0.4
1985	John Ploss	28	20	0.7
1986	J.J. Weber	28	28	1.0
1987	J.J. Weber	31	45	1.5
1988	Kurt Portmann	28	25	0.9
1989	Kurt Portmann	30	34	1.1
1990	Kurt Portmann	31	30	1.0
1991	Patrick Tompkins	30	25	0.8
1992	Louis Ely	30	41	1.4
1993	Louis Ely	28	31	1.1
1994	Rashard Griffith	25	66	2.6
1995	Rashard Griffith	26	58	2.2
1996	Sam Okey	32	42	1.3
1997	Paul Grant	28	34	1.2
1998	Sean Daugherty	31	18	0.6
	Andy Kowske	31	18	0.6
1999	Andy Kowske	32	27	0.8
2000	Andy Kowske	36	27	0.8
2001	Andy Kowske	29	14	0.5
2002	Devin Harris	32	18	0.6



Mike Kelley led the UW in steals in each of his four seasons. He joins teammate Andy Kowske and Claude Gregory (blocked shots) as the only Badgers to lead the team in any category for four years.

WISCONSIN HISTORY

- Pgs. 158-162 - 104 Years of Wisconsin Basketball
- Pgs. 163-165 - Honors and Awards
- Pgs. 166-167 - All-Americans
- Pg. 168 - Badgers in the NBA
- Pgs. 169-179 - UW in the NCAA Tournament
- Pg. 180 - UW in the NIT
- Pgs. 181-182 - UW in the Big Ten Tournament
- Pgs. 183-185 - UW and the Associated Press Poll
- Pg. 186 - Overtime Games
- Pg. 187 - Comeback Wins
- Pg. 188 - The Last Time
- Pgs. 189-200 - All-Time Results
- Pgs. 201-206 - All-Time Series Scores
- Pg. 207 - Wisconsin vs. The Conferences
- Pgs. 208-209 - Year-by-Year Records
- Pgs. 210-211 - Year-by-Year Statistics
- Pgs. 212-213 - Season Statistics from 1984-85
- Pgs. 214-215 - Past Wisconsin Coaches
- Pgs. 216-218 - Letterwinners
- Pgs. 219-220 - All-Time Lineups



104 YEARS OF WISCONSIN BASKETBALL

The Wisconsin men's basketball program begins its 105th season in 2002-03. Following is a chronological list of highlights from the first 104 years of UW basketball.

December, 1898

Six years after the advent of the new sport of basketball, Bob Burdick, John Mapel, Carl Sillman, Paul Stover and Captain Walter Hirschberg make up the first Wisconsin Badger basketball team. Dr. J.C. Elsom is the first UW coach.

Jan. 21, 1899

Wisconsin plays its first game and falls to the Milwaukee Normal Alumni, 25-15, in Milwaukee.

March 4, 1899

The Badgers play their first home game. The Milwaukee Normal Alumni edge Wisconsin, 13-10, and the Badgers finish their first season 0-3.

Feb. 15, 1900

Wisconsin defeats Wayland Academy, 25-15, for the first victory in school history.

March, 1902

After completing a 10-game schedule (all on the road), the Badgers finish the year with a 7-3 record, their first winning season.

Dec. 2, 1904


Emmett Angell coaches the Badgers for the first time and watches his team rout Sparta's Company C, 75-10. Christian Steinmetz scores 50 points in the victory to set a pre-modern, single-game scoring mark.

January, 1905

The Badgers make their first road trip to the East and come home with a 2-6 mark after games in New Jersey, New York, Pennsylvania and Ohio.

Spring, 1905

Christian Steinmetz finishes the season with 462 points, setting a Wisconsin season scoring mark that would stand for 61 years. Steinmetz is later named the Badgers' first all-American.



The dedication game at the UW Field House was a 25-12 win over Penn on Dec. 18, 1930.

March 15, 1907

Wisconsin defeats Purdue, 37-10, to secure an 11-3 record and a share of the school's first Big Ten championship.

March 16, 1912

First-year coach Walter Meanwell, known as the "Little Doctor," guides the Badgers to a 32-21 win over Indiana to complete an unbeaten season at 15-0. Wisconsin wins the Big Ten title outright and will win or share the conference crown seven more times before Meanwell's coaching career ends in 1934.

March 16, 1918

Despite dropping a 19-11 decision to Minnesota, first-year coach Guy Lowman's Badgers win the school's sixth Big Ten championship in 12 years.

Dec. 18, 1930

The Badgers defeat Penn, 25-12, in the dedication game for the new Wisconsin Field House.

Fall, 1934

Harold "Bud" Foster, a former all-American player for the Badgers, takes over as head coach. Foster will hold that position for 25 years, longer than any other basketball coach in school history.

Spring, 1935

In his first season as head coach, "Bud" Foster leads the Badgers to the Big Ten title with a 15-5 record.

March 29, 1941

The "Cinderella" Badgers, lower division finishers in the Big Ten just one year earlier, top Washington State, 39-34, to win the NCAA tournament. The UW's John Kotz is named tournament MVP. Team captain Gene Englund is the Big Ten MVP and earns all-America honors.

Spring, 1942

Wisconsin has the Big Ten MVP for the second straight season when John Kotz earns the award. Kotz also garners all-America kudos.

March, 1947

The 15-5 Big Ten champion Badgers are invited to play in the NCAA Eastern Regionals in New York's Madison Square Garden. Wisconsin takes third place in the East by squeaking past Navy, 50-49, after losing the opener, 70-56, to CCNY.

Feb. 28, 1949

Junior Don Rehfeldt takes 37 shots in a 70-47 trouncing of Iowa. Rehfeldt's 37 field goal attempts still stand as a single-game Wisconsin record.

Spring, 1950

After being named the Big Ten's MVP, Don Rehfeldt becomes Wisconsin's last all-American to date. He finishes his career as the school's all-time leading scorer with 1,169 points. Rehfeldt also is picked second overall in the NBA Draft.

Jan. 3, 1953

Center Paul Morrow grabs what remains a school-record 30 rebounds in a 50-46 victory over Purdue.

Jan. 27, 1962


Despite Boilermaker Terry Dischinger's UW Field House-record 50 points, the Badgers defeat Purdue 89-86.

March 3, 1962

The Badgers defeat a top-ranked Ohio State squad (86-67) that features all-Americans John Havlicek and Jerry Lucas, as well as reserve forward Bob Knight. The powerful Buckeyes see their 47-game winning streak come to an end.

March 11, 1963

Senior Ken Seibel earns the team's MVP award for the third consecutive season. He remains the Badgers' only three-time MVP.



Paul Morrow grabbed a UW-record 30 rebounds against Purdue on Jan. 3, 1953.

March 8, 1965

Ken Barnes scores a school-record 42 points, along with 23 rebounds, in a 92-73 loss to Indiana. Barnes' mark stands alone until Michael Finley matches it in December of 1994.

March 11, 1967

With 12 seconds remaining in the season finale against Illinois, sophomore Chuck Nagle makes a layup to tie Christian Steinmetz as the school's single-season scoring leader with 462 points. Fouled on the play, Nagle converts the free throw and sets the record.

Dec. 9, 1967

The Badgers set a school single-game scoring record with a 120-82 win over Southern Methodist.

March 2, 1968

Senior Joe Franklin pulls down a career-high 27 rebounds in a 104-84 victory over Purdue — his final game at the UW Field House. Franklin ends his collegiate career one week later having amassed 858 boards for what still is a school-record 11.9 rebounds per game.

March 9, 1968

Only one year after Chuck Nagle snaps Wisconsin's 62-year-old single-season scoring mark set by Christian Steinmetz, Joe Franklin registers 30 points in the season finale at Northwestern to finish the campaign with a school-best 544 points.

March 13, 1971


Senior co-captain Clarence Sherrod scores 27 points in a season-ending loss at Michigan to finish the year with 570 points. It is the third time in five seasons that the Badgers have a new all-time single-season scoring leader.

Jan. 5, 1976

The Badgers record the greatest comeback in school history when they erase a 22-point (47-25) deficit and gain an 82-81 overtime victory over Ohio State at the UW Field House.

March 3, 1979

Guard Wes Matthews hits a halfcourt shot as time expires as the Badgers defeat Magic Johnson and eventual NCAA champion Michigan State 83-81 at the UW Field House.



Rick Olson scored 35 points, connecting on a school-record 17 field goals, in a 90-61 UW win over San Francisco State on Dec. 2, 1985.

Dec. 30, 1979

The Badgers connect on 32 of 43 field goal attempts (.744) to set a single-game school record and defeat Army 78-54.

March 10, 1981

Claude Gregory scores 29 points and grabs 17 rebounds in his last game as a Badger. He leaves the school as Wisconsin's career leader in points (1,745) and rebounds (904).

Dec. 2, 1985

In a non-conference matchup with San Francisco State, senior Rick Olson makes 17 field goals in a 90-61 Badger victory. Olson's 17 field goals tops the previous school record of 16 set nearly 27 years earlier by Bob Litzow.

March 9, 1986

Setting a school record by starting every game (112) in his four-year career, Rick Olson guides Wisconsin past Northwestern, 70-68. Olson scores 26 points in the game and misses becoming the school's career scoring leader by nine points. However, he does become the UW's single-season scoring champion with 571 points.

Feb. 16, 1987

In one of the most infamous games in school history, the Badgers take eventual NCAA champion Indiana to three overtimes before falling 86-85 at the UW Field

WISCONSIN HISTORY



Former New York Knicks coach Stu Jackson was named UW head coach on March 25, 1992. He led the Badgers to the NCAA Tournament in 1994, their first appearance since 1947.

House before a capacity crowd and national television audience.

■ **March 8, 1987**

Mike Heineman scores 20 points, grabs seven rebounds and hands out nine assists in his final game as a Badger. Heineman ends his career as Wisconsin's all-time assist leader with 388.

■ **Dec. 14, 1988**

The Badgers record the widest margin of victory in school history with an 89-34 win over Denver at the UW Field House.

■ **March 15, 1989**

The Badgers, under Coach Steve Yoder, make their first-ever appearance in the National Invitation Tournament and defeat New Orleans, 63-61, at the UW Field House. It is Wisconsin's first post-season appearance since the 1947 NCAA Tournament.

■ **March 20, 1989**

Danny Jones scores 24 points in the season finale against St. Louis. His 611 points establishes a new single-season school scoring record.

■ **Feb. 15, 1990**

Danny Jones snaps Wisconsin's career scoring mark against Ohio State. Jones ends his career with 1,854 points.

■ **March 13, 1991**

The Badgers make their second NIT appearance in three years and defeat Bowling Green 87-79 (OT) at the UW Field House. Wisconsin, however, is eliminated from the tournament five days later by Stanford.

■ **March 25, 1992**

Former New York Knicks coach Stu Jackson is hired as Wisconsin's 11th head coach.

■ **Feb. 13, 1993**

Sophomore Michael Finley goes head-to-head with Purdue all-American Glenn Robinson.

Finley scores 33 points and adds a Big Ten-record 10 steals but the Boilermakers prevail 90-87 in double overtime behind Robinson's 42 points.

■ **March 17, 1993**

Wisconsin qualifies for its third National Invitation Tournament in five years but loses 77-73 to Rice in the first round at the UW Field House.

■ **Nov. 22, 1993**

The Badgers are ranked 25th by the Associated Press, their first national ranking by the A.P. since January of 1976.

■ **March 17, 1994**

Led by Michael Finley, Tracy Webster and Rashard Griffith, Coach Stu Jackson's Badgers defeat Cincinnati 80-72 in the school's first NCAA Tournament game since 1947. Wisconsin is eliminated two days later by Missouri.

■ **Dec. 10, 1994**

Michael Finley scores a school record-tying 42 points in a 92-76 loss at Eastern Michigan. Finley registers 33 points in the second half to set the school mark for points in a half.

■ **Jan. 14, 1995**

Michael Finley breaks Danny Jones' school career scoring mark in the first half of the Badgers' 74-67 win at home over Minnesota. Finley goes on to finish his career with 2,147 points.

■ **March 31, 1995**

Dick Bennett is hired from UW-Green Bay as Wisconsin's 13th head coach, replacing Stan Van Gundy.

■ **June 28, 1995**


Forward Michael Finley becomes Wisconsin's first first-round NBA draft choice since 1980 when he is selected 21st overall by Phoenix.

■ **March 13, 1996**

Coach Dick Bennett's Badgers defeat Manhattan 55-42 in the first round of the National Invitation Tournament at the UW Field House. The Badgers are eliminated five days later by Illinois State.

■ **Jan. 4, 1997**

Wisconsin snaps a 31-game losing streak to Indiana with a 71-58 victory over the Hoosiers at the UW Field House.



Michael Finley, UW's all-time leading scorer, scored 42 points, including 33 in the second half, in a 92-76 loss at Eastern Michigan on Dec. 10, 1994.



Senator Herb Kohl was on hand when the Badgers opened the Kohl Center with a 56-33 win over Northwestern on Jan. 17, 1998.

Wisconsin leads 17-0 before Indiana scores.

Feb. 26, 1997

Seven-foot center Paul Grant sets a school record with a 15-for-15 performance at the free throw line in a 49-48 victory over Iowa at the UW Field House.

March 8, 1997

The Badgers lock up the school's second NCAA tournament bid in 50 years with a 66-65 upset win over No. 2-ranked Minnesota at the UW Field House. It is the UW's first win over a first or second-ranked opponent since 1962.

March 14, 1997

The Badgers lose 71-58 to Texas in the first round of the NCAA tournament at Pittsburgh's Civic Arena.

June 25, 1997

Paul Grant becomes UW's second first-round NBA draft choice in three years when he is selected 20th overall by Minnesota.

Jan. 14, 1998

The Badgers play the final game in the UW Field House and record a 76-57 win over Penn State.

Jan. 17, 1998

Wisconsin opens the new, \$76 million Kohl Center with a 56-33 triumph over

Northwestern before 16,697 fans, including Sen. Herb Kohl.

Dec. 14, 1998

The Badgers enter the media and coaches top-25 polls for the first time since December of 1994.

Dec. 27, 1998

Wisconsin's 10th straight win gives the school a 12-1 record for only the second time since 1929-30.

Jan. 31, 1999

The Badgers achieve the school's highest national ranking (11th by A.P.) since 1962.

Feb. 13, 1999

Wisconsin wins its school-record 21st game of the season over Penn State.

March 1, 1999

Sophomore guard Mike Kelley becomes the first Badger to be named Big Ten Defensive Player of the Year.

March 7, 1999

UW receives its fifth NCAA Tournament bid and second in the four-year Dick Bennett era. The Badgers also earn their highest tournament seed (fifth) ever.

March 12, 1999

The Badgers drop a 43-32 decision to Southwest Missouri State in the first round of the NCAA Tournament in Charlotte, N.C.

March 1, 2000

Guard Mike Kelley becomes Wisconsin's career steals leader in a 62-46 win at Northwestern.

March 12, 2000

Wisconsin receives its sixth NCAA tournament bid and third in the five-year Dick Bennett era.

March 16-18, 2000


Wisconsin defeats ninth-seeded Fresno State and top-seeded Arizona in the first and second rounds of the NCAA tournament in Salt Lake City, Utah. The wins allow the UW to advance to the Sweet 16 for the first time ever.

March 23-25, 2000

The Badgers advance to the Final Four after defeating fourth-seeded and 10th-ranked LSU in the West Regional semifinal and Big Ten rival and sixth-seeded Purdue in the regional title game in Albuquerque, N.M.

The win over the Boilermakers ties the school single-season record (22) set by the 1998-99 squad.

Guard Jon Bryant is named the West Regional MVP and guard Mike Kelley and forward Andy Kowske are named to the all-West Regional team.



Guard Jon Bryant was named the West Regional MVP as the Badgers advanced to the 2000 Final Four.

Upon their return to Madison on the night of the 25th, the Badgers are greeted by 20,000 screaming fans at a rally in Camp Randall Stadium.

April 1, 2000

The Badgers' amazing NCAA tournament run ends in the semifinals at the Final Four with a 53-41 loss to eventual national champion Michigan State.

Nov. 29, 2000

The Badgers defeat 13th-ranked Maryland 78-75 in overtime at the Bradley Center in Milwaukee. Following the game, Dick Bennett tells the team he has coached his last game and formally announces his retirement the next day. Assistant head coach Brad Soderberg takes over as UW's 14th head basketball coach.

Jan. 29, 2001

Wisconsin ascends to the No. 10 spot in the Associated Press top 25, the school's highest ranking since it was seventh on Dec. 11, 1962.

March 11, 2001

Wisconsin receives its third consecutive NCAA tournament bid and the seventh in school history.

March 15, 2001

The Badgers fall 50-49 to Georgia State in the first round of the NCAA tournament in Boise, Idaho.

March 29, 2001

After announcing on March 19 that Brad Soderberg will not be retained as head coach, UW Director of Athletics Pat Richter hires William "Bo" Ryan from UW-Milwaukee as the 15th head coach in Badger basketball history.

Jan. 12, 2002

Freddie Owens hits a runner with 25 second left in the game to give Wisconsin a 64-63 win over Michigan State in East Lansing. The win snapped the Spartans' Big Ten-record 53-game home winning streak.

Feb. 13, 2002

Behind Charlie Wills' 17 points, the Badgers defeat Indiana 64-63 in Bloomington. The victory is UW's first at Assembly Hall since 1977, a span of 22 games.



Wisconsin defeated Michigan 74-54 on Feb. 27, 2002 to clinch a share of its first Big Ten Championship since 1947.

Feb. 27, 2002


Wisconsin clinches a share of its first Big Ten title since 1947 with a 74-54 win over Michigan at the Kohl Center. Devin Harris and Kirk Penney each score 21 points and hit four three-pointers. With the victory, the Badgers earn the No. 1 seed in the Big Ten Tournament for the first time in school history.

March 5, 2002

Head coach Bo Ryan is named the Big Ten Coach of the Year, becoming the first UW coach to receive the honor. Kirk Penney is also a unanimous first-team all-league selection, just the fifth Badger since 1948 to earn unanimous first-team honors.

March 15, 2002

Seniors Travon Davis and Charlie Wills become the first UW players to appear in four NCAA tournaments as the Badgers defeat St. John's 80-70 at the MCI Center in Washington, D.C. Wisconsin falls to eventual national champion Maryland, 87-57, two days later.



Freddie Owens scored 12 points in the second half, including the game-winning basket with 25 seconds left, as the Badgers snapped Michigan State's Big Ten-record 53-game home winning streak with a 64-63 win on Jan. 12, 2002.

HONORS AND AWARDS

■ Naismith Hall of Fame

- 1959 Dr. Walter Meanwell
1959 Harold Olsen
1959 Chris Steinmetz Sr.
1964 Harold Foster

Years indicate year of induction

■ All-America (1st Team)

- 1905 Chris Steinmetz Sr.
1916 George Levis
1930 Harold Foster
1941 Gene Englund
1942 John Kotz
1950 Don Rehfeldt

■ Helms Foundation Player of the Year

- 1905 Chris Steinmetz Sr.
1912 Otto Stangel
1916 George Levis
1918 William Chandler

■ John Wooden Award Finalist

- 2001 Mike Kelley

■ Preseason John Wooden Award Candidate

- 1995 Michael Finley
1998 Sam Okey
2001 Mike Kelley
2003 Kirk Penney

■ Preseason Naismith Award Candidate

- 1995 Michael Finley
2001 Mike Kelley

■ NCAA Tournament MVP

- 1941 John Kotz

■ NCAA West Region MVP

- 2000 Jon Bryant

■ NCAA All-West Region

- 2000 Mike Kelley
Andy Kowski

■ World Basketball Championships

- 2002 Michael Finley, USA
Kirk Penney, New Zealand

■ Olympic Games

- 2000 Kirk Penney, New Zealand

■ Team USA

- 1993 Michael Finley

■ World University Games

- 1993 Michael Finley, USA
1997 Hennssy Auriantal, Canada

■ Goodwill Games

- 1994 Michael Finley, USA

■ Big Ten MVP

- 1941 Gene Englund
1942 John Kotz
1947 Glen Selbo
1950 Don Rehfeldt

■ Big Ten Freshman of the Year

- 1996 Sam Okey

■ Big Ten Defensive Player of the Year

- 1999 Mike Kelley

■ All-Big Ten

- 1907 Arthur Frank
Charles Scribner
1908 Hugh Harper
Helmer Swenholt
1911 Walter Scoville
1912 Walter Scoville
Otto Stangel
1913 Carl Harper
Allen Johnson
Eugene Van Gent
John Van Riper
1914 Carl Harper
Eugene Van Gent
1915 George Levis
1916 William Chandler
George Levis
Harold Olsen
1917 William Chandler
Paul Meyers
Harold Olsen
1923 Gus Tebell
Rollie Williams
1924 Marshall Diebold
1925 Marshall Diebold
1928 George Hotchkiss
1929 Ed Chmielewski
Harold Foster
1930 Ed Chmielewski
Harold Foster
1934 Rolf Poser
1935 Gilbert McDonald
Rolf Poser
1938 Howard Powell
1940 Gene Englund
1941 Gene Englund

- John Kotz
1942 John Kotz
1947 Bob Cook
Walt Lautenbach
Glen Selbo
1948 Bob Cook (2)
Don Rehfeldt (2)
1949 Don Rehfeldt (1)
1950 Don Rehfeldt (1)
1951 Ab Nicholas (1)
1952 Ab Nicholas (1)
1953 Dick Cable (HM)
Paul Morrow (HM)
Charles Seifert (HM)
1954 Dick Cable (HM)
Paul Morrow (HM)
Ron Weisner (HM)
1955 Dick Cable (HM)
1956 Dick Miller (2)
1957 Bob Litzow (3)
1958 Walt Holt (HM)
Bob Litzow (HM)
1959 Jim Biggs (HM)
1960 Tom Hughbanks (HM)
1961 Tom Hughbanks (HM)
Ron Jackson (HM)
Ken Seibel (HM)
1962 Ken Seibel (2)
Mike O'Melia (3)
Don Hearden (HM)
Tom Hughbanks (HM)
1963 Ken Seibel (2)
Jack Brens (3)
1964 Jack Brens (HM)
1965 Jim Bohlen (HM)
Mark Zubor (HM)
Joe Franklin (HM)
1966 Joe Franklin (HM)
1967 Chuck Nagle (2)
Joe Franklin (3-UPI, HM-A.P.)
1968 Joe Franklin (1)
James Johnson (HM)
1969 Clarence Sherrod (HM)
James Johnson (HM)
1970 Clarence Sherrod (2)
Al Henry (HM)
1971 Clarence Sherrod (2)
Leon Howard (HM)
1972 Leon Howard (2)
1973 Leon Howard (HM)
1974 Gary Anderson (2-A.P.)
Kim Hughes (3-UPI)
Dale Koehler (HM-UPI)
1975 Dale Koehler (HM)
Bruce McCauley (HM)
1976 Dale Koehler (3-UPI, HM-A.P.)
1977 James Gregory (HM)
Bob Falk (HM)
1978 Arnold Gaines (HM-A.P.)
1979 Wes Matthews (HM)
Joe Chrnlich (HM-A.P.)
Claude Gregory (HM-A.P.)
Larry Petty (HM-A.P.)
1980 Wes Matthews (2)
Claude Gregory (3-UPI)
Joe Chrnlich (HM-A.P.)
Claude Gregory (HM-A.P.)

- 1981 Claude Gregory (2)
Larry Petty (HM)
John Bailey (HM-A.P.)
- 1982 Brad Sellers (HM)
John Bailey (HM-A.P.)
- 1983 Brad Sellers (2-A.P., HM-UPI)
- 1984 Rick Olson (HM-A.P.)
Scott Roth (HM-A.P.)
- 1985 Scott Roth (2)
- 1986 Rick Olson (3-UPI, HM-A.P.)
J.J. Weber (HM-A.P.)
- 1987 J.J. Weber (2-UPI, HM-A.P.)
Mike Heineman (HM-A.P.)
Trent Jackson (HM-A.P.)
- 1988 Trent Jackson (3-UPI, HM-A.P.)
Danny Jones (HM-A.P.)
- 1989 Danny Jones (2)
Trent Jackson (2-A.P., 3-UPI)
Tom Molaski (HM-A.P.)
- 1990 Danny Jones (2-M, 3-C)
- 1991 Patrick Tompkins (1-M, 2-C)
Willie Simms (HM)
- 1992 Tracy Webster (2)
Michael Finley (HM-M)
- 1993 Michael Finley (1)
Tracy Webster (3)
- 1994 Michael Finley (2)
Tracy Webster (HM)
- 1995 Michael Finley (1-C, 2-M)
Rashard Griffith (1-M, 2-C)
- 1996 Sam Okey (HM-C)
- 1997 Sam Okey (2-M, 3-C)
Paul Grant (HM)
- 1998 Sean Mason (HM)
- 1999 Sean Mason (2)
Ty Calderwood (3-M)
- 2001 Roy Boone (3-C, HM-M)
Mike Kelley (HM-M)
- 2002 Kirk Penney (1)
Charlie Wills (HM-C)

Academic All-Big Ten

- 1967 Chuck Nagle
- 1970 Clarence Sherrod
- 1972 Lee Oler
- 1974 Gary Anderson
- 1978 Bill Pearson
- 1982 Steve Jacobson
- 1985 Rod Ripley
- 1986 Rod Ripley
- 1987 Rod Ripley
- 1988 Rob Willey
- 1990 Billy Douglass
- 1991 Damon Harrell
Grant Johnson
Jay Peters
- 1992 Damon Harrell
Grant Johnson
Jay Peters
Jeff Petersen
- 1993 Chris Conger
Damon Harrell
Grant Johnson
Jeff Petersen
- 1994 Chris Conger
Grant Johnson
Jeff Petersen
- 1996 Shawn Carlin
- 1997 Hennssy Auriantal
Paul Grant
Mike Kosolcharoen
- 1998 Brian Vraney
- 1999 Hennssy Auriantal
Mike Kelley
Andy Kowske
- 2000 Erik Faust
Mike Kelley
Andy Kowske
- 2001 Mike Kelley
Andy Kowske
- 2002 Max Peek
Kirk Penney
Ike Ukawuba
Mike Wilkinson

- 1944 Ray Patterson
 - 1945 Ray Patterson
 - 1946 Bob Cook
 - 1947 Glen Selbo
 - 1948 Bob Cook
 - 1949 Don Rehfeldt
 - 1950 Don Rehfeldt
 - 1951 Ab Nicholas
 - 1952 Ab Nicholas
 - 1953 Charles Siefert
 - 1954 Paul Morrow
 - 1955 Dick Cable
 - 1956 Dick Miller
 - 1957 Bob Litzow
 - 1958 Walter Holt
 - 1959 Bob Barneson
 - 1960 Fred Clow
 - 1961 Ken Siebel
 - 1962 Ken Siebel
 - 1963 Ken Siebel
 - 1964 Ken Gustafson
 - 1965 Jim Bohlen
 - 1966 Paul Morenz
 - 1967 Joe Franklin
 - 1968 Joe Franklin
 - 1969 James Johnson
 - 1970 Albert Henry
 - 1971 Glen Richgels
 - 1972 Leon Howard
 - 1973 Leon Howard
Kim Hughes
 - 1974 Gary Anderson
Kim Hughes
 - 1975 Dale Koehler
 - 1976 Dale Koehler
 - 1977 Bob Falk
 - 1978 Arnold Gaines
 - 1979 Wes Matthews
 - 1980 Joe Chnelich
 - 1981 Claude Gregory
 - 1982 John Bailey
 - 1983 Cory Blackwell
 - 1984 Cory Blackwell
 - 1985 Scott Roth
 - 1986 Rick Olson
 - 1987 J.J. Weber
 - 1988 Trent Jackson
 - 1989 Trent Jackson
 - 1990 Danny Jones
 - 1991 Patrick Tompkins
 - 1992 Tracy Webster
 - 1993 Michael Finley
 - 1994 Michael Finley
 - 1995 Rashard Griffith
- No MVP named from 1996-2002

Big Ten Player of the Week


- '82-83 Brad Sellers (Jan. 24)
- '83-84 Rick Olson (Jan. 16)
- '85-86 Rick Olson (Feb. 17)
- '87-88 Byron Robinson (Jan. 5)
- '88-89 Trent Jackson (Feb. 21)
- '92-93 Michael Finley (Jan. 25)
Michael Finley (Mar. 1)
- '93-94 Michael Finley (Jan. 10)
- '96-97 Sam Okey (Dec. 16)
- '98-99 Sean Mason (Dec. 28)
- '99-00 Andy Kowske (Dec. 26)
Maurice Linton (Mar. 7)
- '00-01 Roy Boone (Dec. 18)
- '01-02 Kirk Penney (Dec. 24)
Kirk Penney (Dec. 31)
Kirk Penney (Feb. 18)

Team MVP

- 1941 Gene Englund
- 1942 John Kotz
- 1943 Bob Sullivan


Captains

- 1899 Walter Hirschberg
- 1900 Walter Hirschberg
- 1901 Walter Hirschberg
- 1902 Henry Helmholz
- 1903 John Potter
- 1904 Harvey Schofield
- 1905 Chris Steinmetz Sr.
- 1906 James Bush
- 1907 Charles Scribner
- 1908 Harlan Rogers
- 1909 Helmer Swenholt
- 1910 William Witt



Kirk Penney was named Big Ten Player of the Week three times last year, tying Indiana's Jared Jeffries for most weekly honors.

- 1911 Albert Birch
- 1912 Walter Scoville
- 1913 John Van Riper
- 1914 Eugene Van Gent
- 1915 E.O. Lange
- 1916 Mel Haas
- 1917 George Levis
Harold Olsen
- 1918 William Chandler
- 1919 Anthony Zulfer
- 1920 Harold Knapp
- 1921 Warren Taylor
- 1922 Duke Caesar
- 1923 Gus Tebell
- 1924 Douglas Gibson
- 1925 Marshall Diebold
- 1926 Henry Brooks
- 1927 Rollie Barnum
Ralph Merkel
- 1928 Louis Behr
- 1929 John Doyle
Elmer Tenhopen
- 1930 Harold Foster
- 1931 Ed Chmielewski
John Paul
- 1932 Marvin Steen
- 1933 Ray Wickman
- 1934 Rolf Poser
- 1935 Rolf Poser
- 1936 Edward Stege
- 1937 Gordy Fuller
- 1938 Howard Powell
George Rooney
- 1939 Byron Bell
David Dupee
Robert Weigandt
- 1940 Walter Anderson
John Rundell
- 1941 Gene Englund
- 1942 Robert Alwin
- 1943 John Kotz
- 1944 Ray Patterson
- 1945 Ray Patterson
- 1946 Eugene Mathews
- 1947 Walter Lautenbach
- 1948 Edward Mills
- 1949 Douglas Rogers
- 1950 Robert Mader
- 1951 James Van Dien
- 1952 Edward Carpenter
- 1953 Charles Siefert
Thomas Ward
- 1954 Robert Weber
- 1955 Richard Cable
- 1956 Richard Jorgensen
- 1957 Glenn Borland
- 1958 Glenn Borland
- 1959 Robert Barneson
- 1960 Robert Barneson
- 1961 James Biggs
- 1962 Thomas Hughbanks
- 1963 Thomas Gwyn
- 1964 Michael O'Melia
- 1965 James Bohlen
- 1966 Kenneth Gustafson
Mark Zubor
- 1967 Dennis Sweeney
- 1968 Michael Carlin
Joe Franklin
- 1969 James Johnson



Paul Grant was the Badger captain in 1997, leading the UW to the NCAA tournament.

- John Schell
- 1970 Al Henry
- 1971 Dennis Conlon
Clarence Sherrod
- 1972 Robert Frasor
- 1973 Leon Howard
- 1974 Kim Hughes
- 1975 Dale Koehler
- 1976 Dale Koehler
- 1977 Pete Brey
- 1978 James Smith III
- 1979 Joe Chrmelich
Arnold Gaines
- 1980 Joe Chrmelich
Robert Jenkins
- 1981 Dan Hastings
- 1982 John Bailey
Steve Jacobson
Gary Zinkgraf
- 1983 Greg Dandridge
- 1984 Cory Blackwell
Scott Roth
- 1985 Scott Roth
- 1986 Jay Laszewski
Rick Olson
Gregg Steinhaus
- 1987 Mike Heineman
Rod Ripley
J.J. Weber
- 1988 Tom Molaski
Rodney Tapp
- 1989 Trent Jackson
Danny Jones
Tom Molaski
- 1990 Danny Jones
Tim Locum
Kurt Portmann
- 1991 John Ellenson
Tim Locum
Willie Simms
Patrick Tompkins

- 1992 Billy Douglass
Tracy Webster
- 1993 Tracy Webster
- 1994 Tracy Webster
Michael Finley
- 1995 Michael Finley
- 1996 Osita Nwachukwu
- 1997 Paul Grant
- 1998 Ty Calderwood
Sean Daugherty
Sean Mason
- 1999 David Burkemper
- 2000 Jon Bryant
Duany Duany
- 2001 Mike Kelley
Maurice Linton
- 2002 Travon Davis
Charlie Wills

■ Badger Award

(Player who best exemplifies the qualities of humility, passion, unity, servanthood and thankfulness, both on and off the court)

- 1996 Hennssy Auriantal
- 1997 Paul Grant
- 1998 Sean Daugherty
- 1999 Mike Kelley
Andy Kowske
- 2000 Mike Kelley
- 2001 Miike Kelley

■ Scholar-Athlete Award

- 1996 Shawn Carlin
- 1997 Paul Grant
- 1998 Hennssy Auriantal
- 1999 Andy Kowske
- 2000 Andy Kowske
- 2001 Andy Kowske

■ Red Team Award

(Player(s) who is commended for his effort as a member of the "red team," which competes against the starters in practice)

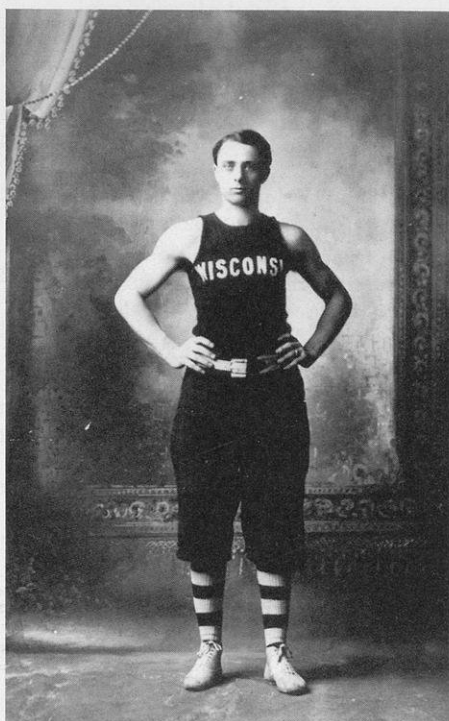
- 1996 Mike Kosolcharoen
Brian Vraney
- 1997 David Burkemper
Brian Vraney
- 1998 David Burkemper
Brian Vraney
- 1999 David Burkemper
- 2000 Travon Davis
- 2001 Pete Schmit

■ Free Throw Ladder Award

(Player who wins the team's season-long, free throw shooting competition during practice)


- 1996 Sean Daugherty
- 1997 Ty Calderwood
- 1998 Hennssy Auriantal
- 1999 Ty Calderwood
- 2000 Jon Bryant
- 2001 Kirk Penney

ALL-AMERICANS




Chris Steinmetz Sr.

All-America guard as a senior in 1905 ... known as "The Father of Wisconsin Basketball" ... played from 1902-05 ... captain of 1905 team that toured eastern United States, playing nine-game tour that helped popularize the game on campus ... set UW single-season scoring mark of 462 points in 1905 ... scored a single-game high of 50 points in opening game of his senior season (1904-05) ... had a record 20 field goals vs. Beloit College and made 26 free throws vs. the Two Rivers Athletic Club ... member of National Basketball and Wisconsin State Halls of Fame ... native of Milwaukee, Wis.



George Levis


All-American in 1916 ... all-Big Ten in 1915 and 1916 ... played from 1915-17 ... member of 1916 squad that posted 20-1 record and won Big Ten championship ... led the Big Ten with 109 points in 12 games in 1916 ... also an outstanding baseball player at Wisconsin ... coached Indiana University basketball team in 1921 and 1922, posting a record of 25-16 ... his family started Illinois Glass Company and George played a prominent role in developing basketball's glass backboards ... a native of Madison, Wis.



Harold "Bud" Foster


All-America center in 1930 ... all-Big Ten in 1929 and 1930 ... played from 1928-30 and was team captain in 1930 ... played high school and junior college basketball in Mason City, Iowa, before enrolling at Wisconsin ... went on to play professionally with Oshkosh All-Stars ... served as head coach of the Badgers from 1935-59 ... his squads won Big Ten titles in 1935, 1941 and 1947 and a national championship in 1941 ... posted 265-267 career record ... member of Helms Basketball Hall of Fame, National Basketball Hall of Fame, Wisconsin State Athletic Hall of Fame and the University of Wisconsin Athletic Hall of Fame.

ALL-AMERICANS




**John
Kotz**

All-America forward in 1942 ... all-Big Ten in 1941 and 1942 ... played from 1941-43 ... sophomore member of 1941 Big Ten and NCAA championship team ... named outstanding player in 1941 NCAA championship game ... led Big Ten in scoring with 242 points in 1942 ... team and Big Ten MVP in 1942 ... captain of 1943 squad ... graduated as school's career scoring leader (841) ... native of Rhinelander, Wis.



**Gene
Englund**

All-America center in 1941 ... all-Big Ten in 1940 and 1941 ... Wisconsin and Big Ten MVP in 1941 ... captain of 1941 squad that won Big Ten and NCAA championships ... set Big Ten scoring record with 162 points in 1941 ... led Badgers in scoring in 15 of 23 games in 1941 ... played from 1939-41 ... a native of Kenosha, Wis.



**Don
Rehfeldt**

All-America center in 1950 ... all-Big Ten in 1949 and 1950... led Big Ten in scoring in 1949 (229 points) and 1950 (265) ... team MVP in 1949 and 1950 and Big Ten MVP in 1950 ... graduated as school's career scoring leader (1,169) ... second player picked in 1950 NBA draft (by Baltimore Bullets) ... member of Illinois Basketball Coaches Hall of Fame ... a native of Chicago, Ill.


BADGERS IN THE NBA

UW NBA Draft Choices

Year	Player	Team	Round	Overall
1950	Don Rehfeldt	Baltimore	1st	2nd
1952	Ab Nicholas	Milwaukee	—	Team's 5th pick
1954	Paul Morrow	Rochester	—	Team's 8th pick
	Ron Weisner	Milwaukee	—	Team's 12th pick
1955	Dick Cable	Milwaukee	—	Team's 2nd pick
1956	Dick Miller	New York	—	Team's 9th pick
1963	Ken Siebel	Baltimore	6th	47th
	Ron Jackson	Baltimore	9th	70th
1964	Jack Brens	New York	9th	73rd
1966	Ken Barnes	Baltimore	16th	109th
1968	Joe Franklin	Milwaukee	5th	63rd
1969	James Johnson	Boston	7th	93rd
	John Schell	Milwaukee	8th	100th
1970	Albert Henry	Philadelphia	1st	12th
1971	Clarence Sherrod	Chicago	8th	134th
1972	Gary Watson	Philadelphia	10th	146th
1974	Kim Hughes	Buffalo	3rd	45th
	Kerry Hughes	Cleveland	8th	129th
1976	Dale Koehler	Cleveland	8th	123rd
	Bob Johnson	Detroit	10th	161st
1980	Wes Matthews	Washington	1st	14th
	Joe Chrnlich	New York	4th	82nd
1981	Claude Gregory	Washington	2nd	41st
	Larry Petty	Los Angeles	7th	157th
1984	Cory Blackwell	Seattle	2nd	29th
1985	Scott Roth	San Antonio	4th	81st
1986	Rick Olson	Houston	7th	158th
1987	J.J. Weber	Milwaukee	3rd	64th
1995	Michael Finley	Phoenix	1st	21st
	Rashard Griffith	Milwaukee	2nd	38th
1997	Paul Grant	Minnesota	1st	20th

FIRST ROUNDERS

Wisconsin has had five first-round NBA draft choices through the years. The two most recent selections were Paul Grant in 1997 and Michael Finley in 1995. Wes Matthews was a first-rounder in 1980, Albert Henry was chosen in the first round in 1970 and Don Rehfeldt was the second pick overall in 1950.



Michael Finley

Former Badger standout Michael Finley last year completed his seventh season in the NBA (the last five with Dallas) and his star continues to shine brightly.

Finley, a two-time NBA All-Star, finished second on the team in scoring (20.6 ppg.) as the Mavs advanced to the Western Conference semifinals for the second consecutive season. He led the NBA in minutes played in 1999-2000 and paced the Mavericks this season with 39.9 mpg.

Finley represented the USA in this summer's World Basketball Championships in Indianapolis. He led Team USA in minutes (25.1 mpg.) and free throw percentage (19-22, .864) and was second on the squad with 13.0 points per game.

UW IN THE NCAA TOURNAMENT

UW ALL-TIME NCAA TOURNEY RESULTS

RECORD: 10-7
APPEARANCES: 8

1941

East Regional (Madison, Wis.)
Wisconsin 51, Dartmouth 50
Wisconsin 36, Pittsburgh 30

NCAA Championship (Kansas City, Mo.)
Wisconsin 39, Washington State 34

1947

East Regional (New York, N.Y.)
CCNY 70, Wisconsin 56
Wisconsin 50, Navy 49

1994

West Regional (Ogden, Utah)
Wisconsin 80, Cincinnati 72
Missouri 109, Wisconsin 96

1997

East Regional (Pittsburgh, Pa.)
Texas 71, Wisconsin 58

1999

East Regional (Charlotte, N.C.)
Southwest Missouri St. 43, Wisconsin 32

2000

West Regional (Salt Lake City, Utah)
Wisconsin 66, Fresno State 56
Wisconsin 66, Arizona 59

West Regional (Albuquerque, N.M.)
Wisconsin 61, LSU 48
Wisconsin 64, Purdue 60

Final Four (Indianapolis, Ind.)
Michigan State 53, Wisconsin 41

2001

West Regional (Boise, Idaho)
Georgia State 50, Wisconsin 49

2002

East Regional (Washington, D.C.)
Wisconsin 80, St. John's 70
Maryland 87, Wisconsin 57

All-Time UW NCAA Tournament Roster

Alwin, Robert '41	Krueger, Robert '47
Auriantal, Hennssy '97, '99	Lautenbach, Walter '47
Boone, Roy '00, '01	Linton, Maurice '99, '00, '01
Bower, Ricky '01	Mader, Dave '02
Bryant, Jon '99, '00	Mader, Robert '47
Buchanan, Deandre '02	Mason, Sean '99
Burkemper, David '97	Meiners, Matt '97
Calderwood, Ty '97, '99	Menzel, Exner '47
Coleman, Booker '97	Mills, Edward '47
Cook, Robert '47	Okey, Sam '97
Daugherty, Sean '97	Owens, Freddie '02
Davis, Travon '99, '00, '01, '02	Penney, Kirk '00, '01, '02
Duany, Duany '97, '99, '00	Petersen, Jeff '94
Englund, Gene '41	Plank, Neil '02
Epperson, Charles '41	Pokrzywinski, Larry '47
Falls, Richard '47	Quest, Matt '97
Faust, Erik '00	Rehfeldt, Donald '47
Finley, Michael '94	Rehm, Frederick '41
Grant, Paul '97	Roberts, Jalil '94
Griffith, Rashard '94	Schrage, Warren '41
Haarlow, Robert '47	Scott, Harlo '41
Hanson, Clayton '02	Selbo, Glen '47
Harris, Devin '02	Shafer, Adam '97
Hertz, Gilman '47	Smith, Robert '00
Hoskins, Darnell '94	Strain, William '41
Johnsen, Jason '94	Swartz, Julian '00
Johnson, Grant '94	Timmerman, Donald '41
Kelley, Brian '94	Ukawuba, Ike '02
Kelley, Mike '99, '00, '01	Vershaw, Mark '99, '00, '01
Kilbride, Andy '94	Vraney, Brian '97
Kosolcharoen, Mike '97	Webster, Tracy '94
Kotz, John '41	Wills, Charlie '99, '00, '01, '02
Kowske, Andy '99, '00, '01	Wilkinson, Mike '02



Andy Kowske and the Badgers advanced to the 2000 Final Four.

WISCONSIN HISTORY

Individual Single Game Records

Points

- 36 Michael Finley vs. Missouri, 3/19/94
- 27 Tracy Webster vs. Missouri, 3/19/94
- 22 Michael Finley vs. Cincinnati, 3/17/94
- 22 Rashard Griffith vs. Cincinnati, 3/17/94
- 21 Jon Bryant vs. Fresno State, 3/16/00
- 21 Bobby Cook vs. Navy, 3/22/47

Field Goals

- 10 Tracy Webster vs. Missouri, 3/19/94
- 10 Bobby Cook vs. Navy, 3/22/47
- 9 Michael Finley vs. Missouri, 3/19/94
- 7 Jon Bryant vs. Fresno State, 3/16/00
- 7 Andy Kowske vs. Fresno State, 3/16/00
- 7 Michael Finley vs. Cincinnati, 3/17/94

Field Goal Attempts

- 22 John Kotz vs. Washington State, 3/29/41
- 21 Gene Englund vs. Dartmouth, 3/21/41
- 20 Tracy Webster vs. Missouri, 3/19/94
- 19 Michael Finley vs. Missouri, 3/19/94
- 18 John Kotz vs. Pittsburgh, 3/22/41

Field Goal Percentage

(min. 10 attempts)

- .600 Andy Kowske (6-10) vs. Purdue, 3/25/00
- .583 Jon Bryant (7-12) vs. Fresno State, 3/16/00
- .538 Michael Finley (7-13) vs. Cincinnati, 3/17/94
- .500 Charlie Wills (6-12) vs. Maryland, 3/17/02
- .500 Kirk Penney (5-10) vs. St. John's, 3/15/02
- .500 Jon Bryant (6-12) vs. Purdue, 3/25/00
- .500 Tracy Webster (10-20) vs. Missouri, 3/19/94
- .500 John Kotz (5-10) vs. Dartmouth, 3/21/41

3-point Field Goals

- 7 Jon Bryant vs. Fresno State, 3/16/00
- 7 Tracy Webster vs. Missouri, 3/19/94
- 5 Jon Bryant vs. Purdue, 3/25/00
- 5 Michael Finley vs. Missouri, 3/19/94
- 4 Duany Duany vs. Fresno State, 3/16/00
- 4 Michael Finley vs. Cincinnati, 3/17/94

3-Point Field Goal Attempts

- 13 Tracy Webster vs. Missouri, 3/19/94
- 11 Jon Bryant vs. Fresno State, 3/16/00
- 11 Duany Duany vs. Fresno State, 3/16/00
- 10 Michael Finley vs. Missouri, 3/19/94
- 9 Jon Bryant vs. Purdue, 3/25/00
- 9 Jon Bryant vs. LSU, 3/23/00

3-Point Field Goal Percentage

(min. 6 attempts)

- .636 Jon Bryant (7-11) vs. Fresno State, 3/16/00
- .556 Jon Bryant (5-9) vs. Purdue, 3/25/00
- .538 Tracy Webster (7-13) vs. Missouri, 3/19/94
- .500 Ty Calderwood (3-6) vs. Texas, 3/14/97
- .500 Michael Finley (5-10) vs. Missouri, 3/19/94
- .500 Michael Finley (4-8) vs. Cincinnati, 3/17/94

Free Throws

- 13 Michael Finley vs. Missouri, 3/19/94
- 12 Rashard Griffith vs. Cincinnati, 3/17/94
- 8 Paul Grant vs. Texas, 3/14/97
- 7 Mark Vershaw vs. Georgia State, 3/15/01
- 7 Maurice Linton vs. Arizona, 3/18/00
- 7 Sam Okey vs. Texas, 3/14/97
- 7 Gene Englund vs. Pittsburgh, 3/22/41

Free Throw Attempts

- 14 Michael Finley vs. Missouri, 3/19/94
- 14 Rashard Griffith vs. Cincinnati, 3/17/94
- 10 Roy Boone vs. Purdue, 3/25/00
- 10 Paul Grant vs. Texas, 3/14/97
- 10 Sam Okey vs. Texas, 3/14/97

Free Throw Percentage

(min. 10 attempts)

- .929 Michael Finley (13-14) vs. Missouri, 3/19/94
- .857 Rashard Griffith (12-14) vs. Cincinnati, 3/17/94
- .800 Paul Grant (8-10) vs. Texas, 3/14/97
- .700 Sam Okey (7-10) vs. Texas, 3/14/97
- .600 Roy Boone vs. Purdue, 3/25/00

Rebounds

- 15 Rashard Griffith vs. Cincinnati, 3/17/94
- 14 Andy Kowske vs. Fresno State, 3/16/00
- 12 Andy Kowske vs. Arizona, 3/18/00
- 10 Sam Okey vs. Texas, 3/14/97
- 9 Charlie Wills vs. St. John's, 3/15/02

Assists

- 7 Tracy Webster vs. Missouri, 3/19/94
- 6 Roy Boone vs. Fresno State, 3/16/00
- 6 Mike Kelley vs. Fresno State, 3/16/00
- 6 Sam Okey vs. Texas, 3/14/97
- 6 Tracy Webster vs. Cincinnati, 3/17/94

Steals

- 6 Mike Kelley vs. Fresno State, 3/16/00
- 5 Mike Kelley vs. LSU, 3/23/00
- 5 Mike Kelley vs. Arizona, 3/18/00
- 4 Tracy Webster vs. Missouri, 3/19/94
- 3 Three times, MR: Devin Harris vs. St. John's 3/15/02

Blocked Shots

- 4 Andy Kowske vs. Michigan State, 4/1/00
- 3 Mark Vershaw vs. Arizona, 3/18/00
- 2 Dave Mader vs. Maryland, 3/17/02
- 2 Devin Harris vs. Maryland, 3/17/02
- 2 Grant Johnson vs. Missouri, 3/19/94

Team Single Game Records

Points

1. 96 vs. Missouri, 3/19/94
2. 80 vs. St. John's, 3/17/02
3. 80 vs. Cincinnati, 3/17/94
- 66 vs. Arizona, 3/18/00
- 66 vs. Fresno State, 3/16/00

Points in a Half


1. 49 vs. Missouri, 3/19/94 (2nd)
2. 47 vs. Missouri, 3/19/94 (1st)
3. 42 vs. St. John's, 3/15/02 (2nd)
3. 40 vs. Cincinnati, 3/17/94 (2nd)
- 40 vs. Cincinnati, 3/17/94 (1st)

Field Goals

1. 28 vs. Missouri, 3/19/94
2. 25 vs. Fresno State, 3/16/00
- 25 vs. Cincinnati, 3/17/94
4. 22 vs. Purdue, 3/25/00
- 22 vs. Arizona, 3/18/00
- 22 vs. CCNY, 3/20/47

Field Goal Attempts

1. 67 vs. Missouri, 3/19/94
- 67 vs. Washington State, 3/29/41
3. 63 vs. Fresno State, 3/16/00
4. 59 vs. Maryland, 3/17/02
5. 55 vs. Cincinnati, 3/17/94



Maurice Linton scored 14 points as the UW upset Arizona 66-59 in 2000.

Field Goal Percentage

1. .489 (22-45) vs. Arizona, 3/18/00
2. .477 (21-44) vs. St. John's, 3/15/02
3. .468 (22-47) vs. Purdue, 3/25/00
4. .455 (25-55) vs. Cincinnati, 3/17/94
5. .418 (28-67) vs. Missouri, 3/19/94

3-Point Field Goals

1. 15 vs. Missouri, 3/19/94
2. 12 vs. Fresno State, 3/16/00
3. 9 vs. St. John's, 3/15/02
4. 8 vs. Cincinnati, 3/17/94
5. 7 vs. Purdue, 3/25/00

3-Point FG Attempts

1. 37 vs. Missouri, 3/19/94
2. 29 vs. Fresno State, 3/16/00
3. 22 vs. Cincinnati, 3/17/94
4. 19 vs. Maryland, 3/17/02
- 19 vs. LSU, 3/23/00

3-Point FG Pct.

1. .600 (9-15) vs. St. John's, 3/15/02
2. .438 (7-16) vs. Purdue, 3/25/00
3. .414 (12-29) vs. Fresno St., 3/16/00
4. .405 (15-37) vs. Missouri, 3/19/94
5. .364 (8-22) vs. Cincinnati, 3/17/94

Free Throws

1. 29 vs. St. John's, 3/15/02
2. 25 vs. Missouri, 3/19/94
3. 22 vs. Cincinnati, 3/17/94
4. 19 vs. Texas, 3/14/97
5. 17 vs. Arizona, 3/18/00
- 17 vs. Dartmouth, 3/21/41

Free Throw Attempts


1. 40 vs. St. John's, 3/15/02
2. 35 vs. Missouri, 3/19/94
3. 29 vs. Texas, 3/14/97
- 29 vs. Cincinnati, 3/17/94
5. 24 vs. Purdue, 3/25/00
- 24 vs. Dartmouth, 3/21/41

Free Throw Pct.

1. .857 (6-7) vs. SW Missouri St., 3/12/99
2. .850 (17-20) vs. Arizona, 3/18/00
3. .800 (16-20) vs. Pittsburgh, 3/22/41
4. .778 (7-9) vs. Washington St., 3/29/41
5. .759 (22-29) vs. Cincinnati, 3/17/94

Rebounds

1. 40 vs. Cincinnati, 3/17/94
2. 37 vs. Fresno State, 3/16/00
3. 35 vs. Purdue, 3/25/00
- 35 vs. Texas, 3/14/97
5. 34 vs. Missouri, 3/19/94



Freddie Owens had 18 points off the bench in the UW's win over St. John's last year.

Assists

1. 18 vs. Fresno State, 3/16/00
2. 15 vs. LSU, 3/23/00
- 15 vs. Texas, 3/14/97
- 15 vs. Cincinnati, 3/17/94
5. 14 vs. St. John's, 3/15/02
- 14 vs. Purdue, 3/25/00
- 14 vs. Missouri, 3/19/94

Fewest Turnovers

1. 8 vs. Fresno State, 3/16/00
- 8 vs. SW Missouri St., 3/19/94
3. 9 vs. St. John's, 3/15/02
- 9 vs. LSU, 3/23/00
5. 11 vs. Michigan State, 4/1/00
- 11 vs. Missouri, 3/19/94

Blocked Shots

1. 6 vs. Arizona, 3/18/00
2. 4 vs. Maryland, 3/17/02
- 4 vs. Michigan State, 4/1/00
- 4 vs. Missouri, 3/19/94
5. 2 vs. Fresno State, 3/16/00
- 2 vs. Texas, 3/14/97
- 2 vs. Cincinnati, 3/17/94

Steals

1. 13 vs. Fresno State, 3/16/00
2. 11 vs. LSU, 3/23/00
3. 10 vs. Arizona, 3/18/00
4. 9 vs. Cincinnati, 3/17/94
5. 8 vs. St. John's, 3/15/02

1941 NCAA Champions

Led by a pair of all-Americans — Gene Englund and John Kotz — and a defense-minded coach (Bud Foster) who taught a disciplined brand of basketball, Wisconsin won its only NCAA basketball title in 1941.

The Badgers opened the season with three straight wins, but dropped three of their next five games, including a 44-27 setback at Minnesota to open the conference season.

But the UW bounced back from the loss to the Gophers and won its last 15 consecutive games, including a three-game run through the NCAA Tournament that culminated with a 39-34 victory over Washington State in the championship game.



THE 1941 NCAA CHAMPIONS: (Front, L-R) Bob Alwin, Bob Sullivan, Fred Rehm, John Kotz, Gene Englund, Charles Epperson, Ted Strain, Harlo Scott, Ed Scheiwe. (Back, L-R) Manager Morris Bradley, Trainer Walter Bakke, Ted Downs, Bob Roth, George Affeldt, Warren Schrage, Don Timmerman, Ted Deppe, John Lynch, Ed Jones, Coach Bud Foster, Asst. Coach Fred Wegner.

WISCONSIN HISTORY



Wisconsin's 1940-41 starting five: Ted Strain, Gene Englund, Chuck Epperson, John Kotz and Fred Rehm.



Coach Bud Foster is carried on the shoulders of his players after winning the 1941 NCAA title.

2000 Final Four

Following a loss to Michigan State on Feb. 14, the Badgers were 13-12 and hoping to win enough games to qualify for the NIT.

Wisconsin, however, earned a second-half comeback win at Iowa 10 days later that sparked a month's worth of incredible victories, culminating in a Final Four appearance in Indianapolis.

The Badgers defeated Fresno State, top-seeded Arizona, LSU and Purdue to advance to the Final Four where they lost to season-long nemesis Michigan State.


Jon Bryant was the West Regional's Most Outstanding Player and Mike Kelley and Andy Kowske were named to the all-tournament team.



THE 2000 FINAL FOUR QUALIFIERS: (Front, L-R) Julian Swartz, Kirk Penney, Duany Duany, Travon Davis, Mike Kelley, Roy Boone, Jon Bryant. (Back, L-R) Equipment Manager Otto Puls, Manager Mike Jossie, Maurice Linton, Andy Kowske, Mark Vershaw, Dave Mader, Erik Faust, Charlie Wills, Robert Smith, Manager Tom Rhodes, Manager Megan Soderberg.



Wisconsin's appearance in the 2000 Final Four at the RCA Dome (above) in Indianapolis surprised college basketball observers everywhere. The Badgers used a sticky defense and clutch performances by several players to defeat Fresno State, Arizona, LSU and Purdue on their way to Indianapolis.



All-Time UW NCAA Tournament Summaries

UW 51 • Dartmouth 50

March 21, 1941 • Madison, Wis. • UW Field House (12,500)
The Badgers began their quest for the national championship by rallying in the second half to down Dartmouth in the NCAA East Regional at the UW Field House. The lead changed hands four times in the first half before Dartmouth assumed a 24-22 lead at intermission. The Big Green managed to stay ahead or even through the first 15 minutes of the second half. The score was knotted at 42-42 with about eight minutes left when three-time Ivy League scoring champion Gus Broberg scored inside to give Dartmouth a 44-42 lead. The Badgers tied it again on a hook shot by Charles Epperson, then took their first lead since early in the game on an inside basket by Gene Englund. Englund scored again minutes later, and John Kotz added a pair of free throws to put Wisconsin up 51-46 with just over a minute remaining. Dartmouth scored the game's final four points, including a desperation field goal from near half-court as the final gun sounded. Englund and Kotz finished with 18 and 15 points, respectively, to lead the Badgers, while Broberg paced Dartmouth with 20 points.

DARTMOUTH	FG	FT	PTS
Broberg	9-33	2-2	20
Munroe	7-15	1-2	15
Olsen	1-11	0-1	2
Pearson	0-4	1-1	1
Skaug	4-13	2-3	10
Else	0-2	0-0	0
Shaw	0-0	0-1	0
Parmer	1-2	0-0	2
Hornor	0-0	0-0	0
TOTALS	22-80	6-10	50
	(.275)	(.600)	

WISCONSIN	FG	FT	PTS
Kotz	5-10	5-9	15
Epperson	4-11	0-0	8
Englund	6-21	6-7	18
Strain	0-6	1-3	1
Rehm	2-5	5-5	9
Timmerman	0-0	0-0	0
Alwin	0-0	0-0	0
TOTALS	17-53	17-24	51
	(.321)	(.708)	

SCORING BY HALVES

Dartmouth	24	26	50
Wisconsin	22	29	51

UW 36 • Pitt 30

March 22, 1941 • Madison, Wis. • UW Field House (14,000)
Wisconsin avenged a 36-34 home loss to Pittsburgh earlier in the season with a 36-30 victory over the Panthers in the NCAA East Regional title game at the UW Field House. The Badgers jumped to a 10-5 lead and were in front 12-9 before Pittsburgh's Eddie Straloski scored six straight points to give the Panthers a 15-12 lead. Pittsburgh led 18-14 at halftime and built its lead to 23-18 early in the second period. The Badgers scored the next six points to go up 24-23, getting a basket from Gene Englund and a field goal and two free throws from John Kotz. They built the lead to 29-25 and eventually extended the margin to 36-26 to win handily. Wisconsin outscored the Panthers 16-6 from the free throw line, going to the stripe 20 times compared to Pittsburgh's seven. Englund was 7 of 8 from the line and finished with 11 points, while Kotz made all four charity tosses and totaled 10 points. Straloski paced the Panthers with 12 points.

PITTSBURGH	FG	FT	PTS
Straloski	6-21	0-0	12
Klein	0-3	0-0	0
Kocheran	1-11	2-2	4
Port	1-4	2-3	4
Milanovich	2-4	0-0	4
Paffrath	1-5	1-1	3
Malarkey	1-8	1-1	3
Ziolkowski	0-5	0-0	0
Egan	0-2	0-0	0
TOTALS	12-63	6-7	30
	(.190)	(.857)	

WISCONSIN	FG	FT	PTS
Kotz	3-18	4-4	10
Epperson	2-6	3-4	7
Englund	2-11	7-8	11
Timmerman	0-0	0-1	0
Strain	2-4	0-1	4
Rehm	1-2	2-2	4
Scott	0-2	0-0	0
TOTALS	10-43	16-20	36
	(.233)	(.800)	

SCORING BY HALVES

Pittsburgh	18	12	30
Wisconsin	14	22	36

UW 39 • Wash. St. 34

March 29, 1941 • Kansas City, Mo. • Municipal Aud. (7,219)
Wisconsin's 15th consecutive win — a five-point decision over Washington State — netted the Badgers the NCAA crown. The Cougars led 10-8 and 12-9, but the Badgers rallied to take a 13-12 lead on a pair of baskets by John Kotz and never trailed again. Wisconsin took a 21-17 lead to the locker room at halftime. Kirk Gebert scored Washington State's first three field goals in the second period to help the Cougars pull even at 24-24, but free throws by Kotz and Ted Strain and baskets by Gene Englund and Charles Epperson gave the Badgers a comfortable 30-24 lead. Gebert pitched in three more field goals to help the


Cougars narrow the margin to 34-32, but the Badgers nailed down the title on a field goal by Kotz and a free throw by Strain. Englund had 13 points to pace the victors, while Kotz totaled 12 points and was selected tournament MVP. Gebert led the Cougars with a game-high 21 points. Wisconsin ended the season with a 20-3 record.

WSU	FG	FT	PTS
Gentry	0-7	1-2	1
Gilberg	1-7	0-2	2
Butts	1-6	1-1	3
Lindeman	0-5	3-4	3
Zimmerman	0-1	0-0	0
Gebert	10-24	1-2	21
Hunt	0-3	0-0	0
Sundquist	2-9	0-0	4
Hooper	0-1	0-0	0
TOTALS	14-63	6-11	34
	(.222)	(.545)	

WISCONSIN	FG	FT	PTS
Epperson	2-13	0-0	4
Schrage	0-0	0-0	0
Kotz	5-22	2-3	12
Englund	5-12	3-3	13
Timmerman	1-2	0-0	2
Rehm	2-10	0-1	4
Strain	0-7	2-2	2
Alwin	1-1	0-0	2
TOTALS	16-67	7-9	39
	(.239)	(.778)	

SCORING BY HALVES

Washington State	17	17	34
Wisconsin	21	18	39



Glen Selbo, the 1947 Big Ten MVP, scored the game-winning basket in the Badgers' 50-49 win over Navy in the 1947 East Regional consolation game.

CCNY 70 • UW 56

March 20, 1947 • N.Y., N.Y. • Madison Sq. Garden (18,000) City College of New York ended Wisconsin's dreams of a second national championship with an impressive second-half rally that carried it to a 70-56 win at Madison Square Garden in the opening round of the East Regional. The Badgers seemed in complete command in the first half, jumping to a 13-2 lead, extending the edge to 26-10 and cruising to a 37-27 halftime advantage. The second half, however, was dominated by CCNY. The Beavers began with a 12-2 run that tied the game at 39-39. The lead see-sawed for a few minutes before City College took the lead for good at 48-47. The Beavers pulled steadily away from there and rolled to an easy victory. The victors outscored Wisconsin 43-19 in the final period, including a 24-9 run during one stretch. Irwin Dambrot led CCNY with a game-high 16 points, including 11 in the second half, while Exner Menzel paced the Badgers with 15 points.

CCNY	FG	FT	PTS
Trub'witz	0	0-0	0
Galiber	0	4-6	4
Dambrot	6	4-5	16
Malamed	6	1-1	13
Shapiro	0	1-2	1
Finestone	4	1-1	9
Farbman	2	2-3	6
Schmones	3	1-2	7
Jameson	5	0-0	10
Finger	2	0-0	4
TOTALS	28	14-20	70
		(.700)	

WISCONSIN	FG	FT	PTS
Cook	5	3-4	13
Menzel	5	5-8	15
Falls	0	0-0	0
Pokrzywinski	0	0-0	0
Hertz	1	0-0	2
Mills	2	2-3	6
Rehfeldt	2	0-2	4
Haarlow	0	1-1	1
Selbo	6	0-0	12
Lautenbach	1	0-0	2
Krueger	0	1-1	1
Mader	0	0-0	0
TOTALS	22	12-19	56
		(.632)	

SCORING BY HALVES

CCNY	27	43	70
Wisconsin	37	19	56

UW 50 • Navy 49

March 22, 1947 • N.Y., N.Y. • Madison Sq. Garden (NA) Glen Selbo's basket in the final seconds propelled the Badgers to a 50-49 win over the Midshipmen in the East Regional consolation game. Wisconsin led by as many as eight points in the first half and held a 29-24 lead at intermission, but the Middies rallied and went ahead 36-35 on a rebound basket by Bobby Searle and a free throw by Charles Sheehan. Bobby Cook put the Badgers back in front with a long basket and a free throw. Wisconsin extended the lead to 45-38 and appeared in command until Navy staged one final rally and cut the margin to 48-47. A rebound basket by Johnny Barrow pushed Navy in front, 49-48, setting the stage for Selbo's game-winner. Cook led the Badgers with a game-high 21 points, while Ken Shugart and Cy Waldrop paced the Navy attack with 14 and 13 points, respectively. Wisconsin ended the season with a 16-6 record.

NAVY	FG	FT	PTS
Robbins	2	0-0	4
Shugart	6	2-2	14
Waldrop	6	1-2	13
Barrow	2	1-2	5
Dick	0	1-1	1
Searle	3	1-3	7
Sheehan	1	1-2	3
Woods	0	0-0	0
Rensberger	0	0-1	0
Eliopolus	1	0-0	2
TOTALS	21	7-13	49
		(.538)	

WISCONSIN	FG	FT	PTS
Cook	10	1-1	21
Menzel	2	1-2	5
Mills	0	2-3	2
Selbo	3	2-4	8
Lautenbach	2	2-2	6
Rehfeldt	1	0-0	2
Haarlow	2	2-4	6
TOTALS	20	10-16	50
		(.625)	

SCORING BY HALVES

Navy	24	25	49
Wisconsin	29	21	50

UW 80 • Cincinnati 72

March 17, 1994 • Ogden, Utah • Dee Events Center (12,126) Playing in their first NCAA tournament since 1947, the ninth-seeded Badgers posted a first-round victory over 25th-ranked and eighth-seeded Cincinnati. Wisconsin was led by Michael Finley (22 points, four assists, three steals) and Rashard Griffith (22 points, 15 rebounds). Griffith, who entered the game as a 56 percent free throw shooter, was 12 of 14 from the line. The Badgers jumped to a 10-2 lead, extended the advantage to 36-23 and were up 40-32 at halftime. Cincinnati rallied to take a 55-54 lead with just under 10 minutes left, but the Badgers went on a 22-12 run to put the game out of reach. Wisconsin outshot


Cincinnati .455-.381 from the field and outrebounded the Bearcats 40-38. Dontonio Wingfield paced Cincinnati with 20 points and 10 rebounds.

UW	MP	FG	3P	FT	R	F	A	TO	B	S	TP
Kelley	17	1-4	0-0	1-3	3	4	0	1	0	1	3
Roberts	16	3-4	2-2	1-2	2	1	1	1	0	0	9
Hoskins	12	1-1	0-0	2-2	1	0	1	1	0	1	4
Webster	30	2-9	0-4	0-0	3	1	6	3	0	2	4
Kilbride	30	2-8	2-8	2-2	5	5	1	2	0	2	8
Finley	34	7-13	4-8	4-5	3	3	4	3	1	3	22
Johnson	3	0-0	0-0	0-0	0	1	0	0	0	0	0
Griffith	37	5-9	0-0	12-14	15	0	2	4	1	0	22
Petersen	21	4-7	0-0	0-1	7	1	0	1	0	0	8
team					1			0			
TOTALS	200	25-55	8-22	22-29	40	16	15	16	2	9	80
		(.455)	(.364)	(.759)							

UC	MP	FG	3P	FT	R	F	A	TO	B	S	TP
Flint	35	5-11	1-5	0-0	4	1	2	6	0	2	11
Wingfield	28	7-17	1-7	5-6	10	4	1	1	1	0	20
Wright	1	0-0	0-0	0-0	0	0	0	0	0	0	0
Gregor	21	4-5	0-0	2-2	5	2	2	1	1	2	10
Durden	31	3-7	3-6	6-7	2	3	1	2	0	3	15
Harris	18	2-6	0-0	0-0	4	4	1	1	0	4	4
Burton	21	0-5	0-1	3-3	1	4	0	1	0	2	3
Julson	2	0-1	0-0	0-0	2	2	0	0	1	0	0
Bostic	26	3-7	0-0	2-2	4	3	1	1	1	1	8
Jacobs	17	0-4	0-0	1-2	3	1	0	0	0	0	1
team					3			0			
TOTALS	200	24-63	5-19	19-22	38	24	8	13	4	14	72
		(.381)	(.263)	(.864)							

SCORING BY HALVES

Wisconsin	40	40	80
Cincinnati	32	40	72



Rashard Griffith had 22 points and 15 rebounds as Wisconsin won its first NCAA tournament game since 1947, an 80-72 victory over Cincinnati in 1994.

Missouri 109 • UW 96

March 19, 1994 • Ogden, Utah • Dee Events Center (12,126)
Big Eight Player of the Year Melvin Booker poured in a career-high 35 points, hitting 11 of 14 field goal tries, 6 of 8 three-point attempts and all seven free throws, to lead top-seeded and fifth-ranked Missouri to a second-round victory in the NCAA West Regional. The Tigers, who shot under 41 percent from the field the previous four games, shot a season-high .680 against Wisconsin, including a sizzling .708 mark in the second half. Mizzou connected on 6 of 6 three-point tries in the second half and was 12 of 19 from beyond the arc for the game (.632). The Badgers were led by Michael Finley, who netted 36 points, and Tracy Webster, who tallied 27 points, seven assists and four steals. Webster tied the school records for three-pointers (7) and three-point attempts (13). Missouri jumped to a 26-13 lead and led 54-47 at halftime. The Badgers cut the gap to 67-63 at the 13:24 mark, but the Tigers responded with a 25-9 run to go up 92-72 with less than seven minutes left. The Badgers could get no closer than 10 points the rest of the way. The teams combined for an NCAA Tournament record 27 three-point field goals. Wisconsin finished the season with an 18-11 record.

UW	MP	FG	3P	FT	R	F	A	TO	B	S	TP
Johnsen	3	0-3	0-3	0-0	0	1	0	0	0	0	0
Kelley	21	0-0	0-0	2-4	3	2	2	2	0	0	2
Roberts	19	0-5	0-2	2-2	3	1	0	0	0	0	2
Hoskins	9	0-1	0-1	2-2	0	2	1	2	0	0	2
Webster	30	10-20	7-13	0-2	1	3	7	0	0	4	27
Kilbride	32	4-9	3-8	4-4	5	5	1	2	0	0	15
Finley	40	9-19	5-10	13-14	7	3	2	0	1	1	36
Petersen	19	3-5	0-0	0-2	5	2	1	3	0	0	6
Johnson	11	0-0	0-0	0-0	3	4	0	1	2	0	0
Griffith	16	2-5	0-0	2-5	5	4	0	1	1	0	6
team					2				0		
TOTALS	200	28-67	15-37	25-35	34	27	14	11	4	5	96
		(.418)	(.405)	(.714)							

UM	MP	FG	3P	FT	R	F	A	TO	B	S	TP
Crudup	16	4-5	0-0	2-2	1	5	3	0	1	0	10
Atkins	18	6-10	4-5	0-0	4	2	0	0	0	0	16
Smith	6	0-0	0-0	0-0	2	3	1	2	0	0	0
Sutherland	5	0-1	0-1	0-0	1	0	1	0	0	0	0
Winfield	22	1-3	0-0	0-0	2	3	1	0	0	0	2
Booker	29	11-14	6-8	7-7	3	2	7	3	0	1	35
Finner	11	4-5	0-1	5-7	5	1	2	1	0	0	13
Frazier	26	1-2	0-0	1-2	3	2	2	4	0	0	3
O'Liney	32	4-5	2-3	13-17	3	0	3	2	0	3	23
Thames	21	2-3	0-0	1-4	3	4	0	0	1	0	5
Heller	3	0-0	0-0	0-0	0	0	0	1	0	0	0
Grimm	11	1-2	0-1	0-0	1	3	0	1	0	0	2
team					1				0		
TOTALS	200	34-50	12-19	29-39	29	25	20	14	2	4	109
		(.680)	(.632)	(.744)							

SCORING BY HALVES

Wisconsin	47	49	96
Missouri	54	55	109

Texas 71 • UW 58

March 14, 1997 • Pittsburgh, Pa. • Civic Arena (17,300)
Wisconsin fell behind 15-3 just 5:39 into the game and never cut Texas' lead to fewer than seven points in a 71-58 loss to the Longhorns in the first round of the 1997 East Regional in

Pittsburgh. Texas guard Reggie Freeman scored a game-high 31 points and Longhorn forward Kris Clack added 15 points. Sam Okey paced the Badgers with 17 points, 10 rebounds and six assists. Paul Grant added 16 points for Wisconsin. The seventh-seeded Badgers, who shot only 39 percent from the field, sliced the Texas lead to seven points twice in the first half but trailed 33-24 at the half. An Okey dunk to start the second half trimmed the Longhorn lead to 33-26, but the Badgers never again came that close. Texas helped its cause by making 24 of 29 (.828) free throw attempts.

TEXAS	MP	FG	3P	FT	R	F	A	TO	B	S	TP
Muoneke	19	1-1	0-0	0-0	3	2	0	1	1	0	2
Clack	25	2-5	1-3	10-10	5	4	1	5	0	3	15
Jordan	19	1-1	0-0	0-0	1	4	0	0	0	0	2
Vazquez	28	1-5	0-4	0-1	1	4	3	1	0	1	2
Freeman	38	11-19	2-7	7-8	3	4	3	4	1	0	31
Quarles	15	1-5	0-0	0-1	7	4	0	1	0	0	2
Coleman	9	0-4	0-3	3-5	2	0	0	0	0	0	3
Perryman	25	3-9	2-8	4-4	3	1	0	2	0	1	12
Goode	1	0-0	0-0	0-0	0	0	0	0	0	0	0
Clark	19	1-2	0-0	0-0	4	2	0	0	0	0	2
Dixon	2	0-0	0-0	0-0	0	0	0	0	0	0	0
team								5		0	
TOTALS	200	21-51	5-25	24-29	34	25	7	14	2	5	71
		(.412)	(.200)	(.828)							

UW	MP	FG	3P	FT	R	F	A	TO	B	S	TP
Okey	30	5-8	0-2	7-10	10	4	6	5	0	0	17
Daugherty	38	4-5	0-1	1-2	6	2	3	1	1	0	9
Grant	24	4-8	0-0	8-10	4	5	0	2	1	0	16
Auriantal	24	1-6	0-1	0-0	4	3	1	2	0	1	2
Burkemper	22	0-1	0-0	0-0	0	1	2	1	0	0	0
Duany	8	0-1	0-1	0-2	0	1	0	0	0	0	0
Calderwood	23	3-11	3-6	0-1	7	5	2	3	0	3	9
Meiners	1	0-0	0-0	0-0	0	0	0	0	0	0	0
Kosolcharoen	19	0-4	0-2	3-4	2	1	1	1	0	1	3
Shafer	3	0-1	0-1	0-0	0	0	0	0	0	0	0
Vraney	2	1-1	0-0	0-0	0	0	0	0	0	0	2
Coleman	4	0-0	0-0	0-0	0	0	0	0	0	0	0
Quest	2	0-0	0-0	0-0	1	0	0	1	0	0	0
team					1			1			
TOTALS	200	18-46	3-14	19-29	35	22	15	17	2	5	58
		(.391)	(.214)	(.655)							

SCORING BY HALVES

Texas	33	38	71
Wisconsin	24	34	58

SWMS 43 • UW 32

March 12, 1999 • Charlotte, N.C. • Charlotte Coliseum (15,007)
Fifth-seeded Wisconsin's record-setting season came to an end after a 43-32 loss to Southwest Missouri State in the first round of the NCAA Tournament in Charlotte, N.C. The Badgers shot a season-low .255 from the field and their 32 points were the fewest in an NCAA Tournament game since the advent of the shot clock in 1986. Sean Mason registered 11 points, but he was the only Badger in double figures. Danny Moore and Kevin Ault scored 12 and 10 points, respectively, to pace the Bears. Wisconsin managed just 12 points in the first half on 21-percent shooting, but trailed just 21-12 thanks to a typically solid defensive effort. Wisconsin trailed by as few


as six points in the second half, but never came closer than that.

SWMS	MP	FG	3P	FT	R	F	A	TO	B	S	TP
Stringer	28	1-5	0-0	1-2	1	2	2	2	0	1	3
Bruton	25	1-1	0-0	0-0	0	0	0	1	0	2	2
Moore	35	4-8	0-0	4-6	13	3	0	4	1	0	12
Fontleroy	27	0-5	0-0	2-2	0	4	0	3	0	0	2
Ault	30	3-6	1-2	3-3	14	0	2	2	0	1	10
Murans	1	0-0	0-0	0-0	0	0	0	0	0	0	0
Miller	6	0-0	0-0	0-0	0	2	1	0	0	0	0
Bettenhausen	15	3-4	1-1	2-2	1	0	2	1	0	0	9
Brakebill	12	0-1	0-0	0-0	4	0	0	0	0	0	0
Judd	1	0-0	0-0	0-0	1	0	0	1	0	0	0
Tshomba	1	0-0	0-0	0-0	0	0	0	0	0	0	0
Phillips	15	1-3	1-3	2-2	1	2	0	2	0	0	5
Reuter	4	0-0	0-0	0-0	0	1	1	1	1	0	0
team					2			1			
TOTALS	200	13-33	3-6	14-17	37	14	8	18	2	4	43
		(.394)	(.500)	(.824)							

UW	MP	FG	3P	FT	R	F	A	TO	B	S	TP
Kowske	18	1-4	0-0	0-0	3	5	0	1	0	1	2
Kelley	26	0-3	0-0	0-0	2	2	0	1	0	0	0
Wills	31	3-6	0-0	0-1	5	1	1	0	0	1	6
Mason	33	4-12	1-6	2-2	3	3	1	2	0	2	11
Calderwood	29	0-8	0-6	0-0	0	1	1	1	0	0	0
Duany	3	0-0	0-0	0-0	1	1	0	0	0	0	0
Davis	3	0-2	0-0	2-2	0	0	1	0	0	0	2
Auriantal	1	0-1	0-0	0-0	0	0	0	0	0	0	0
Bryant	24	1-5	1-4	0-0	2	1	0	1	0	0	3
Linton	6	1-1	0-0	0-0	1	1	0	1	0	1	2
Vershaw	26	2-5	0-0	2-2	1	2	4	1	0	0	6
team					2			0			
TOTALS	200	12-47	2-16	6-7	20	17	8	8	0	5	32
		(.255)	(.125)	(.857)							

SCORING BY HALVES

Southwest Missouri St.	21	22	43
Wisconsin	12	20	32



Duany Duany was the first UW player ever to play in three NCAA tournaments.

WISCONSIN HISTORY

UW 66 • Fresno St. 56

March 16, 2000 • Salt Lake City, Utah • Huntsman Center (13,464)

Guard Jon Bryant connected on a school record-tying seven three-point field goals to lead the Badgers to a 66-56 first-round NCAA Tournament win over Fresno State at the West Regional in Salt Lake City, Utah. Andy Kowske added 14 points and 14 rebounds for the UW and Duany Duany contributed 12 points on four three-pointers. Terrance Roberson led the Bulldogs with 19 points. National scoring leader Courtney Alexander was held to just 11 points on 5-19 field goal shooting. Coach Jerry Tarkanian's Bulldogs led 34-30 at the half and expanded that margin to seven points (42-35) with 16:23 remaining to play. Wisconsin responded, however, and led 49-44 with 6:12 left. Bryant then went on a tear, hitting four straight three-pointers to give the Badgers a 61-46 edge that capped a 26-4 run at the 4:32 mark. Wisconsin's bench outscored the Fresno State reserves 33-0.

FSU	MP	FG	3P	FT	R	F	A	TO	B	S	TP
Abney	37	3-3	0-0	0-0	8	2	0	1	2	0	6
Roberson	35	8-13	3-7	0-1	3	3	4	8	0	1	19
Ely	36	5-7	0-0	2-2	6	2	0	2	3	2	12
Porter	39	3-6	2-3	0-0	2	4	6	3	0	2	8
Alexander	37	5-19	1-4	0-0	4	2	3	1	0	0	11
Felix	5	0-0	0-0	0-0	2	0	0	1	0	0	0
DeManby	11	0-0	0-0	0-0	1	0	0	1	0	0	0
team											3
TOTALS	200	24-48	6-14	2-3	29	13	13	17	5	5	56
		(.500)	(.429)	(.667)							

UW	MP	FG	3P	FT	R	F	A	TO	B	S	TP
Linton	16	2-4	0-1	0-0	1	0	2	0	1	0	4
Kowske	36	7-9	0-0	0-1	14	2	1	1	0	1	14
Vershaw	31	2-8	1-1	1-2	6	2	2	6	1	1	6
Kelley	38	3-4	0-1	1-1	4	1	6	0	0	6	7
Boone	19	0-7	0-3	2-2	5	0	6	0	0	1	2
Davis	2	0-0	0-0	0-0	0	0	1	0	0	0	0
Bryant	28	7-12	7-11	0-1	3	3	0	1	0	2	21
Duany	12	4-11	4-11	0-0	2	0	0	0	0	1	12
Penney	6	0-3	0-1	0-0	0	0	0	0	0	1	0
Wills	12	0-5	0-0	0-0	2	1	0	0	0	0	0
team											0
TOTALS	200	25-63	12-29	4-7	37	9	18	8	2	13	66
		(.397)	(.414)	(.571)							

SCORING BY HALVES

Fresno State	34	22	56
Wisconsin	30	36	66

UW 66 • Arizona 59

March 18, 2000 • Salt Lake City, Utah • Huntsman Center (13,857)

Four Badgers scored in double figures and Wisconsin forced 17 turnovers to upset top-seeded and fourth-ranked Arizona 66-59 in the second round of the 2000 NCAA Tournament in Salt Lake City, Utah. Andy Kowske registered 10 points and 12 rebounds and limited Wildcat center Michael Wright to just four field goal attempts in 37 minutes. Mark Vershaw had 15 points for the UW, while Maurice Linton added 14 and Jon Bryant 12. Gilbert Arenas had a game-high 21 points for the Wildcats, who shot just .392 from the field, including .263 from three-point range.

Arizona scored first for a 2-0 lead, but never led after that. The UW put together a 28-23 advantage at the half and steamrolled to a 50-33 edge with 8:07 remaining to play. The Wildcats chipped away but never cut their deficit to fewer than five points. Wisconsin shot .489 from the floor and made 17-20 from the free throw line. UW's Mike Kelley added eight points, four assists, no turnovers and five steals in 26 minutes of play.

UW	MP	FG	3P	FT	R	F	A	TO	B	S	TP
Duany	16	1-5	0-3	0-0	0	2	0	2	0	1	2
Kowske	37	5-9	0-0	0-0	12	1	0	1	1	0	10
Vershaw	33	6-8	1-1	2-2	2	2	4	2	3	2	15
Bryant	31	4-8	3-7	1-2	1	5	0	0	0	0	12
Kelley	26	2-5	0-1	4-5	0	4	4	0	1	5	8
Davis	16	1-1	0-0	1-1	3	1	0	2	0	0	3
Linton	20	3-4	1-1	7-8	3	2	0	3	1	0	14
Penney	2	0-0	0-0	0-0	0	0	0	0	0	0	0
Boone	11	0-4	0-2	2-2	3	3	1	1	0	2	2
Wills	8	0-1	0-0	0-0	1	2	1	1	0	0	0
team											1
TOTALS	200	22-45	5-15	17-20	26	22	10	13	6	10	66
		(.489)	(.333)	(.850)							

ARIZONA	MP	FG	3P	FT	R	F	A	TO	B	S	TP
Walton	24	0-3	0-1	1-2	5	2	2	5	0	0	1
Wessel	30	3-5	0-0	0-3	6	3	1	5	0	0	6
Wright	37	1-4	0-0	0-0	9	1	1	0	0	1	2
Arenas	37	7-18	1-5	6-7	5	4	5	1	1	1	21
Gardner	32	3-11	1-7	3-6	4	1	2	2	0	3	10
Anderson	24	4-5	2-3	2-2	3	4	0	1	3	2	12
Jefferson	16	2-5	1-3	2-2	1	4	1	3	0	1	7
team											4
TOTALS	200	20-51	5-19	14-22	37	19	12	17	4	8	59
		(.392)	(.263)	(.636)							

SCORING BY HALVES

Wisconsin	28	38	66
Arizona	23	36	59

UW 61 • LSU 48

March 23, 2000 • Albuquerque, N.M. • University Arena (16,004)

Wisconsin put on one of its best defensive performances of the Dick Bennett era in a 61-48 victory over fourth-seeded LSU in the West Regional semifinals at The Pit in Albuquerque, N.M. Jon Bryant paced the Badgers with 16 points, while Stromile Swift and Jabari Smith each had 12 points for the Tigers. Wisconsin's suffocating defense forced 23 LSU turnovers and held the Tigers to .362 field goal shooting. Trailing 14-11 with five minutes left in the first half, the Badgers went on a 25-4 run over the next 12 minutes to gain a commanding 36-18 lead. The Tigers committed 10 turnovers during that stretch. Wisconsin extended its lead to 47-29 before settling for a 13-point win. The Badgers shot only .382 from the field, but committed just nine turnovers and registered 11 steals, including five from Mike Kelley. It was LSU's lowest offensive output of the season.


UW	MP	FG	3P	FT	R	F	A	TO	B	S	TP
Linton	25	4-8	0-0	0-0	3	2	0	1	0	2	8
Vershaw	30	2-8	1-2	2-2	5	3	3	2	0	1	7
Kowske	31	3-5	0-0	2-2	4	3	0	1	1	1	8
Bryant	32	6-14	3-9	1-2	3	1	4	0	0	0	16
Kelley	35	1-2	0-0	1-2	4	3	5	3	0	5	3
Davis	5	0-1	0-0	2-2	0	0	1	1	0	0	2

Duany	9	1-3	1-3	0-0	1	0	0	0	0	0	3
Penney	12	2-6	1-4	0-0	2	0	0	0	0	0	5
Boone	10	0-1	0-0	5-8	3	1	2	1	0	0	5
Wills	9	1-6	0-1	0-0	2	4	0	0	0	1	2
Swartz	2	1-1	0-0	0-0	0	0	0	0	0	1	2
Faust	1	0-0	0-0	0-0	0	0	0	0	0	0	0
team											3
TOTALS	200	21-55	6-19	13-18	30	17	15	9	1	11	61
		(.382)	(.316)	(.722)							

LSU	MP	FG	3P	FT	R	F	A	TO	B	S	TP
Beshara	33	2-7	1-5	0-0	8	2	2	3	0	3	5
Swift	37	3-5	1-1	5-7	10	2	2	3	0	1	12
Smith	33	5-12	1-3	1-1	7	3	0	3	2	0	12
Bright	26	1-7	0-6	2-2	2	4	0	5	0	1	4
Roland	28	2-7	0-2	1-2	4	2	2	4	0	0	5
Dupree	5	0-1	0-0	0-0	0	0	0	1	0	0	0
Williams	17	3-4	1-1	0-0	2	4	0	1	0	2	7
Temple	17	1-3	1-3	0-0	3	1	0	3	0	0	3
Bridgewater	4	0-1	0-0	0-0	0	0	0	0	0	0	0
team											4
TOTALS	200	17-47	5-21	9-12	40	18	6	23	2	7	48
		(.362)	(.238)	(.750)							

SCORING BY HALVES

Wisconsin	22	39	61
LSU	14	34	48



Wisconsin defeated Purdue 64-60 in the West Regional final to advance to the 2000 Final Four.

UW 64 • Purdue 60

March 25, 2000 • Albuquerque, N.M. • University Arena (16,004)

Wisconsin advanced to the Final Four for the second time in school history with a hard-fought 64-60 victory over Big Ten-rival and sixth-seeded Purdue in the West Regional final at The Pit in Albuquerque, N.M. Jon Bryant made five three-point field goals and scored a game-high 18 points on his way to West Regional Most Outstanding Player honors. Andy Kowske added 14 points and eight

WISCONSIN HISTORY

rebounds and was named, along with Mike Kelley, to the West Regional all-tournament team. Brian Cardinal and Carson Cunningham, also named to the all-tournament team, had 13 points apiece for the Boilermakers. Wisconsin battled its way to a 31-28 halftime lead on 57-percent field goal shooting. Bryant scored the Badgers' first nine points on three three-pointers. The second half was a see-saw battle that resulted in a 52-52 tie with 5:23 remaining to play. Wisconsin, however, then went on an 8-1 run over the next four minutes for a 60-53 lead with 1:08 left. A Cunningham three-pointer with 11.5 seconds left made it 63-60 Wisconsin. The Badgers added a free throw for the final tally.

UW	MP	FG	3P	FT	R	F	A	T	B	S	TP
Linton	23	2-3	1-2	0-0	1	3	2	3	0	0	5
Kowske	27	6-10	0-0	2-2	8	4	0	2	0	0	14
Vershaw	30	2-9	0-2	3-6	7	1	3	1	0	1	7
Bryant	35	6-12	5-9	1-2	2	1	1	1	0	1	18
Kelley	36	2-3	0-0	1-4	1	2	5	1	0	1	5
Davis	6	0-0	0-0	0-0	1	2	0	1	0	0	0
Duany	8	1-2	1-2	0-0	3	3	1	2	0	1	3
Penney	3	0-1	0-1	0-0	0	0	0	1	0	0	0
Boone	16	3-6	0-0	6-10	2	2	2	1	1	2	12
Wills	16	0-1	0-0	0-0	5	3	0	2	0	0	0
team					5						
TOTALS	200	22-47	7-16	13-24	35	21	14	15	1	6	64
		(.468)	(.438)	(.542)							

PURDUE	MP	FG	3P	FT	R	F	A	T	B	S	TP
Robinson	36	4-10	0-0	4-5	1	3	4	3	0	0	12
McQuay	31	4-5	0-0	2-3	12	3	0	0	2	0	10
Cardinal	27	4-8	2-4	3-5	4	4	1	2	0	1	13
Cornell	32	1-9	1-7	0-2	2	4	1	1	1	1	3
Cunningham	31	4-12	3-8	2-2	2	2	2	4	0	1	13
Kerkhof	7	0-0	0-0	0-0	0	2	0	1	0	1	0
Lewis	18	3-5	1-2	0-0	5	2	1	0	0	0	7
Lowe	1	0-0	0-0	0-0	0	0	0	0	0	0	0
Smith	15	0-3	0-2	0-0	1	1	1	1	0	0	0
Allison	3	1-1	0-0	0-0	0	0	0	1	0	0	2
team					6						
TOTALS	200	21-53	7-23	11-17	33	21	10	13	3	4	60
		(.396)	(.304)	(.647)							

SCORING BY HALVES

Wisconsin	31	33	64
Purdue	28	32	60

Mich. St. 53 • UW 41

April 1, 2000 • Indianapolis, Ind. • RCA Dome (43,116)
 Wisconsin's magical run to the Final Four ended with a 53-41 semifinal loss to season-long nemesis and eventual national champion Michigan State at the RCA Dome in Indianapolis. Roy Boone scored 18 points but he was the only Badger to tally more than six points in the game. Morris Peterson paced the Spartans with 20 points. Wisconsin trailed just 19-17 at the half, with both teams struggling offensively. Wisconsin shot 29 percent from the floor and Michigan State made just 25 percent of its shots. The Spartans, however, opened the second half on a 13-2 run to open a 32-19 lead with 13:25 left in the second period. Wisconsin never cut the deficit to fewer than 10 points again. The Badgers forced 14 Spartan turnovers, but were outrebounced 42-20. Wisconsin shot .349 from the field com-


pared to .348 for the Spartans. It was the fourth time during the 1999-2000 season that Michigan State defeated the Badgers.

UW	MP	FG	3P	FT	R	F	A	T	B	S	TP
Kowske	20	1-2	0-0	0-2	0	4	0	0	4	0	2
Kelley	30	1-2	0-1	0-0	7	3	3	0	0	2	2
Vershaw	31	2-11	0-1	1-1	2	3	3	1	0	0	5
Bryant	27	1-5	0-3	0-0	1	3	1	2	0	0	2
Boone	25	6-9	1-1	5-6	3	2	0	5	0	0	18
Wills	19	1-4	0-1	0-0	1	2	0	0	0	0	2
Duany	11	0-2	0-1	0-0	0	0	0	1	0	0	0
Linton	10	0-4	0-1	0-0	1	0	0	2	0	0	0
Davis	10	1-1	1-1	1-2	2	2	1	0	0	0	4
Penney	14	2-3	2-3	0-0	2	0	0	0	0	0	6
Faust	1	0-0	0-0	0-0	0	0	0	0	0	0	0
Smith	1	0-0	0-0	0-0	0	0	0	0	0	0	0
Swartz	1	0-0	0-0	0-0	0	0	0	0	0	0	0
team					1						
TOTALS	200	15-43	4-13	7-11	20	19	8	11	4	2	41
		(.349)	(.308)	(.636)							

MSU	MP	FG	3P	FT	R	F	A	T	B	S	TP
Hutson	32	3-7	0-0	4-5	10	2	0	3	0	0	10
Peterson	33	7-15	2-8	4-4	7	3	0	1	0	1	20
Granger	32	0-3	0-1	1-2	7	4	1	3	0	0	1
Cleaves	36	1-7	0-0	9-11	4	3	1	4	0	2	11
Bell	30	2-9	0-3	0-0	8	2	2	2	0	0	4
Richardson	10	0-0	0-0	0-0	0	1	0	0	0	0	0
Anagnonye	12	1-1	0-0	0-0	2	2	0	1	0	0	2
Chappell	9	2-4	0-2	1-1	0	1	0	0	2	0	5
Ballinger	3	0-0	0-0	0-0	1	0	0	0	1	0	0
Thomas	3	0-0	0-0	0-0	0	0	0	0	0	0	0
team					3						
TOTALS	200	16-46	2-14	19-23	42	18	4	14	3	3	53
		(.348)	(.143)	(.826)							

SCORING BY HALVES

Wisconsin	17	24	41
Michigan State	19	34	53



Roy Boone scored a team-high 18 points in Wisconsin's 2000 Final Four appearance against Michigan State.

Ga. State 50 • UW 49

March 15, 2001 • Boise, Idaho • BSU Pavilion (10,216)
 Wisconsin let a 13-point, second-half lead slip away and Georgia State scored the game-winning basket with just 12 seconds left to play as the Badgers dropped a 50-49 decision in the first round of the West Regional in Boise, Idaho. The UW moved out to a 30-19 halftime advantage and increased that edge to 32-19 early in the second half. But Georgia State went on a 23-10 run to tie the game at 42-42 with 7:11 left. Wisconsin led 49-44 with 1:00 remaining, but the Panthers scored six points in the final minute for the victory. Wisconsin's Mark Vershaw led all scorers with 19 points and teammate Andy Kowske added 11 points. Kevin Morris paced Georgia State with 18 points. Wisconsin limited the Panthers to .377 field goal shooting, including .217 from three-point range. The Badgers, however, shot only .395 from the floor, including .250 from beyond the arc.

UW	MP	FG	3P	FT	R	F	A	T	B	S	TP
Kowske	34	3-3	0-0	5-6	4	2	0	1	0	1	11
Vershaw	36	6-16	0-2	7-11	5	2	1	1	0	1	19
Penney	25	2-5	1-3	0-1	6	0	1	4	0	0	5
Kelley	38	0-4	0-3	0-0	4	4	0	2	0	1	0
Boone	26	2-6	0-1	0-0	4	3	1	1	0	1	4
Davis	16	2-5	0-1	0-0	3	1	1	3	0	1	4
Linton	4	0-1	0-0	0-0	1	0	0	0	0	0	0
Bower	15	2-3	2-2	0-0	0	2	0	0	0	0	6
Wills	6	0-0	0-0	0-2	3	1	0	0	0	1	0
team					2						
TOTALS	200	17-43	3-12	12-20	32	15	4	12	0	6	49
		(.395)	(.250)	(.600)							

GEO. ST.	MP	FG	3P	FT	R	F	A	T	B	S	TP
Campbell	34	1-3	0-0	3-4	11	5	2	1	0	2	5
Terrell	40	1-10	1-6	0-0	9	3	1	1	0	0	3
Cooper	38	4-9	2-5	1-1	4	3	2	3	0	1	11
Morris	39	8-16	2-8	0-1	2	0	3	1	1	3	18
Long	38	6-15	0-4	1-2	3	4	0	5	0	1	13
McIntosh	5	0-0	0-0	0-0	0	0	0	0	0	0	0
Gunsby	2	0-0	0-0	0-0	0	0	1	0	0	0	0
Gilchrist	1	0-0	0-0	0-0	0	0	0	0	0	0	0
Patton	1	0-0	0-0	0-0	0	0	0	0	0	0	0
Davis	3	0-0	0-0	0-0	1	1	0	1	0	0	0
team					3						
TOTALS	200	20-53	5-23	5-8	33	16	9	12	1	7	50
		(.377)	(.217)	(.625)							

SCORING BY HALVES

Georgia State	19	31	50
Wisconsin	30	19	49

WISCONSIN HISTORY

UW 80 • St. John's 70

March 15, 2002 • Washington, D.C. • MCI Center (18,770)
Eighth-seeded Wisconsin defeated No. 9 St. John's 80-70 in the first round of the 2002 NCAA Tournament at the MCI Center in Washington, D.C. The Badgers used a 12-0 run to turn a 28-26 deficit into a 38-28 lead with 16 seconds left in the first half. The UW never trailed again. Wisconsin shot 9-15 from three-point range and made 29 free throws compared to 15 for St. John's. Kirk Penney led five UW scorers in double figures with 19 points while Freddie Owens chipped in 18 points off the bench. The Red Storm's Marcus Hatten led all scorers with 18 points though shot only 12-33 from the field, 3-13 from three-point range.

SJU	MP	FG	3P	FT	R	F	A	TO	B	S	TP
Glover	32	4-6	1-3	8-9	5	5	0	2	1	0	17
Emanuel	25	4-9	3-7	2-2	3	3	3	3	0	0	13
King	30	2-2	0-0	4-5	4	5	1	0	0	0	8
Hatten	39	12-33	3-13	1-3	6	4	1	1	0	2	28
Stanley	29	0-0	0-0	0-0	4	5	3	1	0	2	0
Fordham	21	0-0	0-0	0-0	4	2	3	0	0	0	0
Keita	9	1-1	0-0	0-0	1	1	0	1	0	0	2
Scheiman	0+	0-0	0-0	0-0	0	0	0	0	0	0	0
Cuffe	15	1-5	0-1	0-0	2	3	1	2	0	0	2
Johnson	0+	0-0	0-0	0-0	1	0	0	0	0	0	0
team											3

TOTALS 200 24-56 7-24 15-19 33 29 11 13 1 4 70
(.429)(.292)(.789)

UW	MP	FG	3P	FT	R	F	A	TO	B	S	TP
Wills	28	3-7	1-2	3-4	9	3	0	3	0	0	10
Mader	13	0-1	0-0	0-0	0	3	1	0	0	1	13
Davis	28	2-3	1-1	4-5	2	4	5	0	0	1	9
Penney	37	5-10	3-5	6-8	5	3	4	3	0	0	19
Harris	38	4-9	2-5	4-8	4	3	2	2	0	3	14
Ukawuba	0+	0-0	0-0	0-0	0	0	0	0	0	0	0
Hanson	0+	0-0	0-0	0-0	0	0	0	0	0	0	0
Owens	28	5-8	2-2	6-8	2	2	2	1	0	2	18
Plank	0+	0-0	0-0	0-0	0	0	0	0	0	0	0
Buchanan	0+	0-0	0-0	0-0	0	0	0	0	0	0	0
Wilkinson	28	2-6	0-0	6-7	3	0	0	0	0	1	10
team											4

TOTALS 200 21-44 9-15 29-40 29 18 14 9 0 8 80
(.477)(.600)(.725)

SCORING BY HALVES
St. John's 31 39 70
Wisconsin 38 42 80

Maryland 87 • UW 57

March 17, 2002 • Washington, D.C. • MCI Center (18,789)
No. 1 seed Maryland defeated eighth-seeded Wisconsin 87-57 in the second round of the 2002 NCAA Tournament at the MCI Center in Washington, D.C. Maryland, the eventual national champion, opened the second half with a 17-3 run that blew open an eight-point halftime lead. The Badgers had led 23-19 with 6:16 left in the first half but the Terps scored 19 of the final 26 points in the stanza. UW senior Charlie Wills, who set a school record by playing in his 129th career game, paced the badgers with 17 points while classmate Travon Davis added 15. Maryland's Juan Dixon led all scorers with 29 points.



UW	MP	FG	3P	FT	R	F	A	TO	B	S	TP
Harris	30	3-9	1-4	0-0	1	2	0	3	2	0	7
Wills	29	6-12	2-4	3-6	6	3	1	2	0	1	17
Mader	25	1-6	0-0	0-0	8	3	4	2	2	0	2
Davis	34	5-7	1-1	4-5	4	2	3	2	0	0	15
Penney	37	3-14	0-6	3-3	4	0	1	2	0	2	9
Hanson	3	0-2	0-1	0-0	0	2	0	0	0	0	0
Owens	15	0-4	0-1	0-0	1	3	0	2	0	1	0
Wilkinson	27	3-5	1-2	0-0	4	4	2	1	0	2	7
team											4

TOTALS 200 21-59 5-19 10-14 32 19 11 14 4 6 57
(.356)(.263)(.714)

UM	MP	FG	3P	FT	R	F	A	TO	B	S	TP
Mouton	25	0-4	0-0	2-2	7	1	1	3	0	1	2
Wilcox	26	9-13	0-0	0-1	7	0	1	1	1	1	18
Baxter	28	5-6	0-0	6-7	7	3	3	1	4	2	16
Dixon	36	10-19	4-7	5-6	5	1	3	1	0	2	29
Blake	30	1-4	1-3	0-0	2	3	4	1	0	1	3
Badu	2	0-0	0-0	0-0	0	0	2	1	0	0	0
McCall	5	0-0	0-0	0-0	0	0	0	0	0	0	0
Collins	3	1-2	0-0	0-0	0	0	0	0	0	1	2
Nicholas	20	3-7	2-4	0-0	2	1	2	0	0	1	8
Grinnon	2	0-1	0-0	0-0	2	0	0	0	0	0	0
Randle	10	2-4	0-0	0-0	4	3	0	1	0	0	4
Holden	13	1-2	1-2	2-2	1	2	1	1	0	0	5
team											4

TOTALS 200 32-62 8-16 15-18 41 14 17 10 5 9 87
(.516)(.500)(.833)

SCORING BY HALVES
Wisconsin 30 27 57
Maryland 38 49 87



Charlie Wills (top) and Travon Davis became the only UW players to appear in four different NCAA tournaments when the Badgers earned a No. 8 seed in the East Region in 2002.

WISCONSIN HISTORY

UW IN THE NIT

UW ALL-TIME NIT RESULTS

RECORD: 3-4
APPEARANCES: 4

1989

1st Round (Madison, Wis.)
Wisconsin 63, New Orleans 61

2nd Round (Madison, Wis.)
Saint Louis 73, Wisconsin 68

1991

1st Round (Madison, Wis.)
Wisconsin 87, Bowling Green 79 OT

2nd Round (Madison, Wis.)
Stanford 80, Wisconsin 72

1993

1st Round (Madison, Wis.)
Rice 77, Wisconsin 73

1996

1st Round (Madison, Wis.)
Wisconsin 55, Manhattan 42

2nd Round (Madison, Wis.)
Illinois State 77, Wisconsin 62

All-Time UW NIT Roster

Auriantal, Hennssy'96	Kilbride, Andy'93
Carl, Adam'93	Kosolcharoen, Michael'96
Carlin, Shawn'96	Locum, Tim'89, '91
Coleman, Booker'96	McDuffie, Otto'93
Daugherty, Sean'96	McGee, Carlton'91
Douglass, Billy'89	Molaski, Tom'89
Ellenson, John'91	Nwachukwu, Osita'96
Ely, Louis'91, '93	Okey, Sam'96
Finley, Michael'93	Peters, Jay'91
Good, Brian'91	Petersen, Jeff'93
Hall, Jeremy'96	Peterson, Mosezell'96
Harrell, Damon'91, '93	Portmann, Kurt'89
Hisle, Larry'91	Schubring, Darin'89
Jackson, Trent'89	Simms, Willie'89, '91
Johnsen, Jason'93	Tompkins, Patrick'91
Johnson, Grant'93	Weaver, Kass'91
Jones, Danny'89	Webster, Tracy'93
Kelley, Brian'93		


Badger NIT Records

Individual

- Points**
31, Willie Simms vs. Bowling Green, 1991
- Field Goals**
12, Willie Simms vs. Bowling Green, 1991
- Field Goal Attempts**
20, Sam Okey vs. Illinois State, 1996
- Field Goal Percentage (min. 10 att.)**
.800 (12-15), Willie Simms vs. Bowling Green, 1991
.800 (8-10), Trent Jackson vs. New Orleans, 1989
- Three-point Field Goals**
4, Tim Locum vs. Bowling Green, 1991
- Three-point Field Goal Attempts**
7, Tim Locum vs. Stanford, 1991
- Three-point Field Goal Pct. (min. 6 att.)**
.429 (3-7), Tim Locum vs. Stanford, 1991
- Free Throws**
8, Willie Simms vs. Stanford, 1991
- Free Throw Attempts**
15, Willie Simms vs. Stanford, 1991
- Free Throw Percentage (min. 10 att.)**
.533 (8-15), Willie Simms vs. Stanford, 1991
- Rebounds**
12, Patrick Tompkins vs. Stanford, 1991
- Assists**
7, Tom Molaski vs. St. Louis, 1989
- Blocks**
5, Sam Okey vs. Manhattan, 1996
- Steals**
4, Hennssy Auriantal vs. Manhattan, 1996

Team

- Points**
87 vs. Bowling Green, 1991
- Field Goals**
29, twice
- Field Goal Attempts**
60 vs. St. Louis, 1989
- Field Goal Percentage**
.644 (29-45) vs. Bowling Green, 1991
- Three-point Field Goals**
7 vs. Stanford, 1991
- Three-point Field Goal Attempts**
18, twice
- Three-point Field Goal Pct. (min. 8 att.)**
.417 (5-12) vs. St. Louis, 1989
- Free Throws**
24 vs. Bowling Green, 1991
- Free Throw Attempts**
35 vs. Bowling Green, 1991
- Free Throw Percentage (min. 12 att.)**
.778 (14-18) vs. New Orleans, 1989
- Rebounds**
36 vs. Manhattan, 1996
- Assists**
24 vs. Bowling Green, 1991
- Blocks**
8 vs. Manhattan, 1996
- Steals**
8 vs. Manhattan, 1996



Patrick Tompkins grabbed 12 rebounds in a 1991 NIT game with Stanford.

WISCONSIN HISTORY

UW IN THE BIG TEN TOURNAMENT

■ 1998 (1-1, Quarterfinalist)

March 5

Wisconsin 52, Penn State 51

March 6

Illinois 66, Wisconsin 61

The Badgers entered the inaugural Big Ten tournament with an eye toward making a new start to what had been a difficult regular season. Wisconsin, forced because of personnel losses to play four freshmen on a regular basis, took an 11-18 overall record into its first-round tournament game with Penn State. The 10th-seeded Badgers trailed 25-24 at halftime and 40-31 with 12:01 left to play. A 10-1 UW run over the next 6:27, however, tied the game at 41-41 with 5:34 remaining. Penn State's Calvin Booth hit a 15-footer to give the Nittany Lions a 51-50 edge with 1:32 remaining, but freshman forward Maurice Linton nailed a nine-foot jumper with 3.7 seconds left to play and the Badgers advanced with a 52-51 decision.

Wisconsin faced league champion Illinois in the second round and fell behind 26-10 at the half. The resilient Badgers, however, staged an incredible second-half comeback and took a 46-45 lead with 6:14 left to play before Illinois countered with an 11-0 run that finally put the game out of reach. Sean Daugherty paced the Badgers with a career-high 24 points.

■ 1999 (1-1, Semifinalist)

March 5

Wisconsin 74, Iowa 60

March 6

Michigan State 56, Wisconsin 41

With a bid to the NCAA tournament already assured, Wisconsin entered the second conference tournament looking to get back on track after dropping its last three regular-season games. Wisconsin took on Iowa in a quarterfinal game. After falling behind 25-23 at halftime, the Badgers shot a blistering .737 from the field in the second half and went on to win 74-60. Wisconsin trailed 49-48 with 9:34 remaining, but held the Hawkeyes to just three field goals the rest of the way.

Just as they had the year before, the Badgers faced the league champion (this time Michigan State) in their second game. The teams played to a 22-22 tie

after the first half, but the Badgers, who shot a then-season low .293 from the floor, scored only 19 points in the second half. Michigan State opened the second half on a 12-2 run and never again led by fewer than 10 points.

■ 2000 (2-1, Semifinalist)

March 9

Wisconsin 51, Northwestern 41

March 10

Wisconsin 78, Purdue 66

March 11

Michigan State 55, Wisconsin 46

Figuring they needed at least one Big Ten tournament win, and maybe two, to qualify for the NCAA tournament, the Badgers opened the league tourney with a hard-fought 51-41 victory over Northwestern in the first round. The Badgers led the Wildcats from start to finish, recorded a tournament-record 12 blocked shots and got 17 points, five assists and four blocked shots from Mark Vershaw to key the win.

Wisconsin then squared off against Purdue in the quarterfinals. The Badgers jumped out to a 10-point lead just two minutes into the game and never trailed. They led 34-24 at the half and made 9-11 free throw attempts down the stretch to secure the win and, most likely, an NCAA bid.

The UW then met Michigan State in the semifinals for the second straight season. Though the Spartans grabbed a 34-21 halftime lead, the Badgers made a run that cut the Michigan State lead to 49-44 with 5:29 remaining to play. The league-champion Spartans held the UW to just two points the rest of the way.

■ 2001 (0-1, Quarterfinalist)

March 9

Indiana 64, Wisconsin 52

Wisconsin locked up a fifth-place regular-season finish and secured the school's second Big Ten tournament first-round bye in three years. With its third consecutive NCAA tournament bid all but sewn up, the UW faced Indiana in the conference tournament quarterfinals.

The Badgers got off to a nice start, pulling out to a 28-19 lead with 4:38 left

in the first half. Indiana closed to within four points (28-24) at the break.

The Hoosiers then continued their momentum by beginning the second half on a 17-2 run during which the Badgers managed just two free throws in nine minutes. Wisconsin closed the IU lead to 54-49 with 2:04 remaining, but never again came closer than that.

■ 2002 (0-1, Quarterfinalist)


March 8

Iowa 58, Wisconsin 56

Wisconsin entered the 2002 Big Ten Tournament as the No. 1 seed for the first time in school history after winning a share of the Big Ten regular-season title. The Badgers faced Iowa, who had defeated Purdue the night before, in the quarterfinals.

The UW led by as many as nine points in the first half and held a 26-21 lead at halftime. Iowa came back to grab a 39-37 lead with 10:14 to play but the Badgers jumped back out in front and led by six with 3:42 left in the game. The Hawkeyes then scored 10 of the final 12 points of the game, including a Luke Recker jumper with two seconds left for the game-winner.

Kirk Penney led the Badgers with 19 points while Recker paced all scorers with 28. Wisconsin committed a season-high 22 turnovers in the game.



Bo Ryan led the UW to its first-ever No. 1 seed in the Big Ten Tournament in 2002.

UW Big Ten Tournament Records

Wisconsin Individual Highs

Points: 24 by Sean Daugherty vs. Illinois, 1998
FG: 9 by Sean Daugherty vs. Illinois, 1998
FG Attempts: 17 by Sean Mason vs. Penn State, 1998
FG Pct. (10 att.): .636 by Kirk Penney vs. Iowa, 2002
3-point FGs: 4 by Sean Mason vs. Iowa, 1999
3-point FG Attempts: 8 by Duany Duany vs. Purdue, 2000
3-point FG Pct. (6 att.): .571 (4-7) by Sean Mason vs. Iowa, 1999
FT: 10 by Mark Vershaw vs. Purdue, 2000
FT Attempts: 12 by Mark Vershaw vs. Purdue, 2000
FT Pct. (10 att.): .833 (10-12) by Mark Vershaw vs. Purdue, 2000
Rebounds: 11 by Sean Daugherty vs. Penn State, 1998
Assists: 6 by Mark Vershaw vs. Purdue, 2000, and by Mike Kelley vs. Michigan State, 2000
Blocked Shots: 4 by Mark Vershaw vs. Northwestern, 2000
Steals: 4 by Devin Harris vs. Iowa, 2002, and by Mike Kelley vs. Purdue, 2000
Minutes: 39 by Travon Davis vs. Iowa, 2002, and by Mark Vershaw vs. Purdue, 2000

Wisconsin Team Highs

Points: 78 vs. Purdue, 2000
FG: 24 vs. Iowa, 1999
FG Attempts: 58 vs. Michigan State, 1999
FG Pct.: .615 (24-39) vs. Iowa, 1999
3-point FGs: 9 vs. Iowa, 1999
3-point FG Attempts: 19 vs. Michigan State, 2000
3-point FG Pct.: .600 (9-15) vs. Iowa, 1999
FT: 24 vs. Purdue, 2000
FT Attempts: 34 vs. Purdue, 2000
FT Pct.: .917 (11-12) vs. Iowa, 2002
Rebounds: 36 vs. Michigan State, 1999
Assists: 20 vs. Purdue, 2000
Blocked Shots: 12 vs. Northwestern, 2000
Steals: 9 vs. Iowa, 2002

Wisconsin Team Lows

Points: 41 vs. Michigan State, 1999
FG: 17 vs. Michigan State, 1999, and vs. Michigan State, 2000
FG Attempts: 39 vs. Iowa, 1999
FG Pct.: .293 (17-58) vs. Michigan State, 1999
3-point FGs: 2 vs. Penn State, 1998
3-point FG Attempts: 7 vs. Penn State, 1998
3-point FG Pct.: .176 (3-17) vs. Michigan State, 1999
FT: 4 vs. Michigan State, 1999
FT Attempts: 6 vs. Michigan State, 1999
FT Pct.: .667 (10-15) vs. Penn State, 1998 and (4-6) vs. Michigan State, 1999
Rebounds: 24 vs. Iowa, 2002
Assists: 9 vs. Penn State, 1998
Blocked Shots: 0 vs. Iowa, 2002 and Indiana, 2001
Steals: 1 vs. Michigan State, 1999

Opponent Individual Highs

Points: 28 by Luke Recker of Iowa, 2002
FG: 11 by Kevin Turner of Illinois, 1998
FG Attempts: 19 by Kevin Turner of Illinois, 1998
FG Pct. (10 att.): .800 (8-10) by Jarrod Gee of Illinois, 1998
3-point FGs: 4 by Luke Recker of Iowa, 2002, and by Jess Settles of Iowa, 1999
3-point FG Attempts: 10 by Brian Cardinal of Purdue, 2000
3-point FG Pct. (6 att.): .667 (4-6) by Luke Recker of Iowa, 2002, and by Jess Settles of Iowa, 1999
FT: 10 by Jared Jeffries of Indiana, 2001
FT Attempts: 12 by Jared Jeffries of Indiana, 2001
FT Pct. (10 att.): .833 (10-12) by Jared Jeffries of Indiana, 2001
Rebounds: 12 by Antonio Smith of Michigan State, 1999
Assists: 11 by Mateen Cleaves of Michigan State, 1999
Blocked Shots: 4 by Calvin Booth of Penn State, 1998
Steals: 5 by Luke Recker of Iowa, 2002
Minutes: 40 by Jared Jeffries, Kirk Haston and Tom Coverdale of Indiana, 2001

Opponent Team Highs

Points: 66 by Illinois, 1998, and by Purdue, 2000
FG: 26 by Illinois, 1998
FG Attempts: 54 by Iowa, 1999
FG Pct.: .542 (26-48) by Illinois, 1998
3-point FGs: 6 by Iowa, 1999, and by Michigan State, 2000
3-point FG Attempts: 20 by Iowa, 1999
3-point FG Pct.: .500 (6-12) by Michigan State, 2000
FT: 26 by Indiana, 2001
FT Attempts: 35 by Indiana, 2001
FT Pct.: .833 (10-12) by Michigan State, 1999
Rebounds: 39 by Purdue, 2000
Assists: 17 by Penn State and Illinois, 1998, and by Purdue, 2000
Blocked Shots: 5 by Iowa, 2002, and by Penn State, 1998
Steals: 13 by Iowa, 2002

Opponent Team Lows

Points: 41 by Northwestern, 2000
FG: 15 by Northwestern, 2000
FG Attempts: 41 by Indiana, 2001
FG Pct.: .300 (15-50) by Northwestern, 2000
3-point FGs: 0 by Indiana, 2001
3-point FG Attempts: 6 by Indiana, 2001
3-point FG Pct.: .000 (0-6) by Indiana, 2001
FT: 6 by Iowa, 1999
FT Attempts: 10 by Penn State, 1998, and by Northwestern, 2000
FT Pct.: .500 (6-12) by Iowa, 1999
Rebounds: 27 by Iowa, 2002
Assists: 7 by Iowa, 2002
Blocked Shots: 1 by Iowa, 1999
Steals: 2 by Michigan State, 2000 and by Indiana, 2001

UW AND THE ASSOCIATED PRESS POLL

BADGERS WEEK-BY-WEEK IN THE A.P. POLL

1949-50	1998-99
Jan. 515	Dec. 1323
Jan. 2415	Dec. 2020
Jan. 3117	Dec. 2719
March 716	Jan. 324
	Jan. 1017
	Jan. 1715
1953-54	Jan. 2412
Dec. 2218	Jan. 3111
	Feb. 715
1962-63	Feb. 1413
Preseason10	Feb. 2116
Dec. 46	Feb. 2819
Dec. 117	March 718
1973-74	2000-01*
Jan. 217	Preseason19
Jan. 8T13	Nov. 1319
Jan. 1519	Nov. 2018
Jan. 2217	Nov. 2723
Jan. 2916	Dec. 417
	Dec. 1116
1975-76	Dec. 1816
Jan. 2018	Dec. 2513
	Jan. 112
1993-94	Jan. 817
Nov. 2225	Jan. 1519
Nov. 2924	Jan. 2215
Dec. 619	Jan. 2910
Dec. 1318	Feb. 516
Dec. 2017	Feb. 1219
Dec. 2717	Feb. 1919
Jan. 315	Feb. 2622
Jan. 1012	March 523
Jan. 1714	March 1225
Jan. 2416	
Jan. 3116	
Feb. 721	*Badgers ranked
Feb. 1424	every week of the poll.
1994-95	
Preseason17	
Nov. 2115	
Nov. 2813	
Dec. 514	
Dec. 1220	
Dec. 1920	
Dec. 2619	

UW Opponents Ranked by the Associated Press

Foolowing is a listing of all games Wisconsin has played against teams ranked nationally by the Associated Press

1948-49

F 5 Illinois4 ...L ...54-61
M 5 Minnesota5 ...W ...45-43

1949-50

J 7 at Indiana5 ...L ...59-61
J 16 Minnesota11 ...W ...57-54
F 4 at Ohio State ..7 ...L ...47-61

1950-51

J 1 Illinois20 ...L ...69-71*
F 10 at Illinois16 ...L ...52-63
M 5 at Indiana7 ...L ...58-68

1951-52

D 17 St. Louis4 ...W ...55-54
J 7 at Illinois2 ...L ...49-53
M 3 at Iowa7 ...W ...78-75
M 8 Illinois2 ...W ...58-48

1952-53

J 5 at Minnesota ..9 ...L ...53-64
J 10 at Illinois4 ...L ...61-71
J 12 Minnesota19 ...W ...76-74
F 7 Illinois6 ...L ...61-65
F 9 at Indiana2 ...L ...48-66
F 16 Indiana2 ...L ...70-72

1953-54

D 19 at LSU5 ...W ...82-66
J 4 at Indiana3 ...L ...67-70
J 16 Indiana3 ...L ...74-90
F 15 Minnesota12 ...L ...68-78

1954-55

J 1 at Illinois6 ...W ...79-64
J 3 Iowa19 ...L ...69-86
F 19 Illinois14 ...L ...71-99
F 21 Minnesota8 ...L ...69-71
M 5 Minnesota6 ...W ...78-72

1955-56

J 9 at Illinois8 ...L ...77-96
J 14 at Ohio State ..7 ...L ...98-100**

1956-57

D 22 at Kansas1 ...L ...62-83
J 12 Illinois10 ...L ...63-79

1957-58

None

1958-59

F 2 Michigan St. ...7 ...L ...57-88
M 2 at Michigan St. .6 ...L ...73-93

1959-60

F 8 Ohio State4 ...L ...69-106
F 27 at Ohio State ..2 ...L ...68-93

1960-61

D 17 at Bradley2 ...L ...66-88
J 9 Iowa6 ...L ...68-76
J 30 Ohio State1 ...L ...68-100
F 13 at Iowa9 ...L ...61-63
F 25 at Ohio State ..1 ...L ...74-97

1961-62

D 30 Cincinnati2 ...L ...71-101\$
M 3 Ohio State1 ...W ...86-67

1962-63

F 11 Illinois4 ...W ...84-77
F 23 at Illinois6 ...L ...77-89

1963-64

D 14 at Cincinnati ..6 ...L ...60-65
D 20 at Kentucky ...2 ...L ...85-108
J 4 Ohio State8 ...L ...85-101
F 22 Michigan2 ...L ...59-103

1964-65

F 16 Minnesota9 ...L ...91-101
F 20 at Indiana7 ...L ...87-101
M 2 at Michigan ...1 ...L ...75-98

1965-66

J 8 Iowa7 ...W ...69-68
F 12 at Michigan ...10 ...L ...102-120

1966-67

D 3 Cincinnati .PS 10 ...L ...70-77*
D 28 at UCLA1 ...L ...56-100@

1967-68

None

WISCONSIN HISTORY

1968-69

D 3 Kansas4 . . .W . . .67-62
 D 11 at Notre Dame .7 . . .L . . .56-57
 D 31 Kentucky3 . . .W . . .69-65+
 J 11 at Ohio State .16 . . .L . . .69-84
 J 28 Marquette16 . . .W . . .56-50
 F 1 at Illinois7 . . .L . . .73-86
 F 8 Ohio State12 . . .W . . .77-73
 F 15 at Purdue8 . . .L . . .69-87

1969-70

J 27 at Marquette . . .7 . . .L . . .51-60
 J 31 Ohio13 . . .W . . .72-69
 F 3 at Illinois14 . . .W . . .66-65
 F 10 at Iowa14 . . .L . .100-119

1970-71

D 30 at Marquette . . .3 . . .L . . .69-72
 F 2 Marquette1 . . .L . . .75-89
 F 16 Ohio State20 . . .L . . .71-79
 M 2 IndianaT18 . . .W . .94-87**

1971-72

D 27 Marshall17 . . .L . .83-85=
 J 3 at Marquette . . .2 . . .L . . .60-72
 J 15 at Indiana17 . . .W . .66-64*
 J 18 Minnesota17 . . .L . .59-65
 F 5 at Ohio State . . .9 . . .L . .69-79

1972-73

N 25 at UCLA . . .PS 1 . . .L . . .53-94
 D 4 at Oral Roberts 12 . . .L . . .76-90
 D 30 at Marquette . . .3 . . .L . .73-75**
 J 6 Indiana20 . . .L . .64-78
 J 13 at Minnesota . . .8 . . .L . .54-78
 J 22 at Purdue20 . . .L . .59-66
 J 29 Minnesota9 . . .L . .64-81
 F 6 Marquette7 . . .L . .58-64
 F 24 at Indiana10 . . .L . .55-57
 F 26 Purdue20 . . .W . .71-63

1973-74

D 29 at Marquette . . .6 . . .L . .48-49*
 J 12 at Indiana . . .T13 . . .L . .51-52
 J 28 at Michigan . . .20 . . .L . .75-83
 F 5 at Marquette . . .6 . . .L . .58-59
 F 11 Indiana12 . . .L . .63-81
 F 25 Michigan17 . . .L . .74-79

1974-75

J 20 Indiana1 . . .L . .69-89
 F 4 Marquette11 . . .L . .63-69
 F 17 at Indiana1 . . .L . .58-93

1975-76

D 16 at Marquette . . .7 . . .L . .54-78
 D 30 at Marquette . . .4 . . .L . .66-82=
 J 8 Michigan16 . . .L . .81-106
 J 31 at Indiana1 . . .L . .61-114
 F 2 at Michigan16 . . .L . .86-107
 F 26 Indiana1 . . .L . .67-96

1976-77

N 27 at Kentucky . . .6 . . .L . .64-72
 D 28 at Marquette . .12 . . .L . .57-64=
 J 8 at Michigan6 . . .L . .63-66
 J 22 at Minnesota . .13 . . .W . .64-82%
 J 24 at Purdue18 . . .L . .71-81
 J 27 Michigan7 . . .L . .64-69
 F 21 Marquette19 . . .L . .58-73
 M 3 Minnesota9 . . .W . .61-64%

1977-78

D 9 at Providence .14 . . .L . .62-73
 J 7 at Michigan St. 12 . . .L . .63-74
 F 14 at Marquette . . .1 . . .L . .64-75
 M 2 Michigan St. . . .6 . . .L . .75-89

1978-79

D 23 Marquette16 . . .W . .65-52
 D 28 at Louisville . .16 . . .L . .53-70\$
 J 4 at Michigan St. .1 . . .L . .55-64
 J 18 Illinois8 . . .L . .74-81
 F 1 Iowa15 . . .L . .64-70
 F 10 at Iowa14 . . .L . .65-79
 M 3 Michigan St. . . .4 . . .W . .83-81

1979-80

D 5 at DePaul10 . . .L . .77-90
 J 5 Indiana11 . . .W . .52-50
 J 12 at Iowa12 . . .L . .65-66
 J 24 Purdue14 . . .L . .60-73*
 J 26 at Ohio State . . .4 . . .W . .72-71
 F 2 Ohio State6 . . .W . .70-67
 F 16 at Purdue15 . . .L . .61-69
 F 28 at Indiana13 . . .L . .52-61

1980-81

J 8 at Minnesota . .19 . . .L . .60-76
 J 15 Iowa14 . . .L . .66-76
 J 24 at Illinois15 . . .W . .54-45
 J 31 Michigan17 . . .L . .67-74
 F 5 at Indiana17 . . .L . .64-89
 F 7 at Michigan . . .14 . . .L . .64-71
 F 12 Illinois17 . . .L . .65-84
 F 14 Indiana20 . . .L . .52-59
 F 28 at Iowa8 . . .L . .75-96

1981-82

J 16 Iowa5 . . .L . .62-78
 J 21 Minnesota5 . . .L . .57-78
 F 11 at Minnesota . . .9 . . .L . .60-71
 F 18 at Indiana20 . . .L . .57-88
 F 25 at Iowa11 . . .L . .55-79

1982-83

D 28 Georgetown . .10 . . .L .43-71++
 J 6 Purdue20 . . .L . .64-80
 J 22 Iowa10 . . .W . .65-62
 J 29 Minnesota16 . . .L . .58-65
 F 3 at Indiana6 . . .L . .73-83
 F 12 Indiana4 . . .L . .56-75
 F 24 at Iowa17 . . .L . .63-93

1983-84

J 7 Illinois14 . . .L . .62-63*
 M 6 Purdue11 . . .L . .48-61
 M 10 at Illinois7 . . .L . .57-81

1984-85

J 12 at Indiana11 . . .L . .68-90
 J 17 Illinois11 . . .L . .67-78
 F 2 Michigan10 . . .L . .81-94
 F 16 at Illinois17 . . .L . .49-68
 F 20 Iowa14 . . .W . .54-53
 F 28 at Michigan3 . . .L . .68-88

1985-86

J 19 at Purdue19 . . .L . .73-100
 F 1 at Michigan9 . . .L . .64-91
 F 6 at Indiana18 . . .L . .69-78
 F 26 Michigan10 . . .L . .74-97
 M 2 Michigan St. . .17 . . .L . .71-84

1986-87

D 30 Pittsburgh . . .17 . . .L .82-98\$\$
 J 5 at Iowa2 . . .L . .63-78
 J 8 Illinois12 . . .L . .66-68
 J 10 Purdue6 . . .L . .48-57
 J 15 at Indiana4 . . .L . .65-103
 F 5 at Purdue7 . . .L . .62-70
 F 7 at Illinois14 . . .L . .74-99
 F 16 Indiana2 . . .L .85-86***
 M 8 Iowa6 . . .L . .71-81

1987-88

D 28 at UNLV15 . . .L .65-102##
 J 14 at Indiana15 . . .L . .53-55
 J 16 Illinois20 . . .L . .65-80
 J 21 at Michigan7 . . .L . .54-65
 J 25 Iowa16 . . .L . .89-104
 F 3 at Purdue6 . . .L . .62-86
 F 3 Michigan12 . . .L . .67-80
 M 3 Purdue2 . . .L . .56-84
 M 10 at Iowa15 . . .L . .70-103

1988-89

J 7 at Ohio State .14 . . .L . .70-73
 J 12 at Illinois2 . . .L . .80-103
 J 19 Indiana19 . . .L . .58-61*
 J 21 Michigan6 . . .W . .71-68
 J 26 at Iowa12 . . .L . .70-78
 F 11 Iowa8 . . .W . .65-54
 F 18 Illinois5 . . .W . .72-52
 F 25 at Michigan . .13 . . .L . .70-92
 M 9 at Indiana6 . . .L . .64-75

1989-90

J 4 at Illinois4 . . .L . .59-73
 J 17 Purdue24 . . .L . .54-56
 J 22 Minnesota21 . . .W . .77-75
 J 25 Illinois10 . . .L . .63-66
 F 1 at Indiana22 . . .L . .61-85
 F 3 Michigan4 . . .L . .63-77
 F 8 at Michigan St. 23 . . .L . .57-60

F 17 at Purdue ...12 ...L ...55-62
 F 22 at Minnesota ...18 ...L ...67-68
 M 8 at Michigan ...13 ...L ...64-94

1990-91

J 12 at Ohio State ...4 ...L ...60-92
 J 17 Iowa24 ...W ...91-79
 J 30 at Indiana4 ...L ...57-73
 F 9 Michigan St. .25 ...W ...84-78**
 F 14 Ohio State2 ...L ...71-73
 M 2 Indiana5 ...L ...61-74

1991-92

J 11 Indiana10 ...L ...63-79
 J 25 at Michigan ...16 ...L ...83-98
 F 5 at Ohio State ...8 ...L ...72-86
 F 8 Michigan St. .11 ...L ...64-79
 F 12 at Michigan St. 12 ...L ...61-76
 F 15 Ohio State8 ...L ...63-67
 F 26 Michigan17 ...W ...96-78
 M 12 at Indiana4 ...L ...41-66

1992-93

J 9 Michigan3 ...L ...73-98
 J 13 at Purdue17 ...L ...60-76
 J 16 Minnesota ...19 ...W ...79-70
 J 20 Ohio State ...24 ...W ...76-67
 J 23 at Michigan St. 21 ...W ...67-66
 F 10 at Michigan ...4 ...L ...66-85
 F 13 Purdue18 ...L ...87-90**
 M 10 at Iowa17 ...L ...65-91
 M 14 Indiana2 ...L ...80-87

1993-94


J 2 Marquette ...24 ...W ...71-52
 J 12 at Minnesota .18 ...L ...53-90
 J 15 Purdue9 ...W ...75-69
 J 29 at Michigan ...15 ...L ...75-79
 F 12 Minnesota ...23 ...L ...78-109
 F 16 at Purdue9 ...L ...64-67
 M 2 Michigan3 ...W ...71-58
 M 12 at Indiana ...18 ...L ...65-78
 M 17 Cincinnati ...25 ...W ...80-72!
 M 19 Missouri5 ...L ...96-109!

1994-95

J 4 Michigan St. .14 ...L ...64-78
 J 7 at Indiana ...21 ...L ...70-73
 F 26 at Purdue ...21 ...L ...56-66
 M 11 at Michigan St. .9 ...L ...72-97

1995-96

N 20 Villanova3 ...L ...58-66!!
 N 21 UCLA4 ...L ...57-68!!
 J 3 Michigan21 ...W ...51-46
 J 13 Iowa11 ...W ...80-71
 F 7 Purdue14 ...L ...42-75
 F 28 at Iowa20 ...L ...54-69
 M 6 Penn State ...16 ...W ...54-52



Mike Wilkinson had 16 points and 12 rebounds as UW upset No. 14 Marquette, 86-73, last season

1996-97

J 2 at Minnesota .15 ...L ...48-65
 J 4 Indiana12 ...W ...71-58
 F 6 Michigan13 ...W ...58-53
 F 12 Illinois20 ...W ...62-45
 M 5 at Indiana ...25 ...L ...66-70
 M 8 Minnesota2 ...W ...66-65

1997-98

N 18 Illinois St. ...24 ...W ...80-66
 N 29 Oklahoma ...18 ...W ...75-64#
 D 6 Temple20 ...L ...49-59
 D 31 Michigan ...18 ...L ...63-76
 J 31 at Purdue ...10 ...L ...59-82
 F 3 Iowa24 ...L ...76-79
 F 21 Michigan St. .14 ...L ...47-56
 F 28 at Michigan ...21 ...L ...70-76
 M 6 Illinois18 ...L ...61-66%%

1998-99

D 9 at Temple16 ...W ...63-56
 J 6 Michigan St. .12 ...W ...66-51
 J 10 Purdue9 ...W ...61-56
 J 23 at Iowa14 ...W ...72-52
 J 30 Minnesota ...19 ...W ...61-50
 F 3 at Indiana ...21 ...L ...60-71
 F 21 at Michigan St. .4 ...L ...51-56
 F 24 at Ohio State .10 ...L ...54-63
 M 5 Iowa20 ...W ...74-50%%
 M 6 Michigan St. ...2 ...L ...41-56%%

1999-2000

N 13 at Syracuse ...17 ...L ...49-68
 D 7 Texas10 ...W ...61-45
 D 29 Temple17 ...W ...62-44
 J 5 at Indiana10 ...L ...67-71
 J 8 Illinois19 ...W ...63-59
 J 13 Ohio State ...17 ...L ...51-53
 F 2 at Ohio State ...5 ...L ...48-51
 F 12 Michigan St. ...6 ...L ...44-61
 F 19 at Michigan St. .6 ...L ...54-59
 M 5 Indiana14 ...W ...56-53
 M 10 Purdue22 ...W ...78-66%%
 M 11 Michigan St. ...5 ...L ...46-55%%
 M 18 Arizona4 ...W ...66-59!
 M 23 LSU10 ...W ...61-48!
 M 25 Purdue25 ...W ...64-60!
 A 1 Michigan St. ...2 ...L ...41-53!

2000-01

N 21 at Tennessee ...9 ...L ...56-66
 N 29 vs. Maryland .13 ...W ...78-75*\$\$\$
 J 13 at Michigan St. .3 ...L ...59-69*
 J 16 Iowa14 ...W ...67-54
 F 13 at Illinois4 ...L ...67-68
 F 27 Michigan St. ...3 ...L ...47-51

2001-02

D 22 Marquette ...14 ...W ...86-73
 J 2 at Iowa9 ...L ...57-69
 J 5 Illinois7 ...W ...72-66
 J12 at Michigan St. 25 ...W ...64-63
 J 23 at Illinois9 ...L ...48-80
 F 6 Ohio State ...16 ...W ...94-92*
 F 13 at Indiana ...22 ...W ...64-63
 M 17 vs. Maryland .4 ...L ...57-87!

*overtime

**double overtime

***triple overtime

%forfeit wins

&ECAC Holiday Festival

#Big Island Invitational

@Los Angeles Classic

+at Chicago Stadium

=Milwaukee Classic

!!Maui Invitational

\$Holiday Classic, Louisville, Ky.

++Winston Tire Classic, Los Angeles

\$\$Rainbow Classic, Honolulu

##Rebel Classic, Las Vegas

!NCAA Tournament

%Big Ten Tournament

\$\$\$ACC-Big Ten Challenge, Milwaukee

OVERTIME GAMES

Year	Opponent (#OT)	W/L	Score
1912	at Minnesota	W	29-26
1914	Purdue	W	25-20
1915	at Purdue	W	28-24
1916	at Iowa	W	36-31
1917	at Northwestern	W	29-21
1919	at Camp Grant	W	16-15
1920	Ripon	W	19-16
1922	Michigan	W	18-16
1924	DePauw (3)	T	25-25
1926	Michigan	L	23-24
1927	at Chicago	W	33-30
1930	at Indiana	W	23-21
1932	Maryland	W	32-30
	at Northwestern	L	30-31
1933	at Indiana	W	38-37
	Indiana	L	28-29
1935	Michigan State	W	23-21
	Indiana	W	37-27
1936	at Chicago	W	38-36
1937	Ohio State	W	35-33
1939	Purdue	W	32-30
1940	Purdue	L	45-48
1941	Purdue	W	48-42
	at Northwestern	W	48-46
1943	at Notre Dame	L	59-61
1944	Illinois	L	43-45
	Northwestern (2)	W	50-47
	Purdue	L	50-52
1947	Notre Dame	W	53-49
1949	Marquette	W	67-63
1950	at Iowa	W	66-62
1951	at St. Louis	L	48-53
	Illinois	L	69-71
1954	at Tulane	L	55-57
	Illinois	L	64-70
1956	at Ohio State (2)	L	98-100
1957	South Dakota	L	56-58
1960	at Michigan	W	88-82
1961	at Portland	L	71-79
1963	at Michigan State	W	92-89
1964	vs. Princeton	L	87-90
	Indiana (2)	L	80-82
1965	Northwestern	W	93-87
1966	at Ohio State	L	81-87
1967	Cincinnati	L	70-77
	Ohio State	L	84-90
	at Iowa (3)	W	96-95
	Iowa	L	87-90
1971	Indiana (2)	W	94-87
1972	at Indiana	W	66-64
	Indiana	L	76-84



Wisconsin defeated No. 16 Ohio State 94-92 in overtime last season at the Kohl Center.

1973	at Marquette (2)	L	73-75	at Butler (2)	L	88-94
	at Michigan State	L	78-79	Michigan	L	68-69
1974	at Marquette	L	48-49	Michigan State (2)	W	84-78
	at Minnesota	L	63-64	Bowling Green	W	87-79
1975	vs. Georgia	L	89-91	1992 SE Missouri State	W	82-71
	at Michigan	L	74-75	1993 Purdue (2)	L	87-90
	Iowa	W	86-85	1996 Temple	W	57-54
1976	Ohio State	W	82-81	Minnesota	W	73-65
1977	Michigan State (3)	W	87-83	1997 at Temple	W	64-57
	at Ohio State	L	80-82	1998 Toledo	W	73-68
	Iowa (2)	L	93-94	Illinois	L	47-53
1978	Northern Illinois	W	74-73	1999 Ohio State	L	74-78
1979	Indiana	L	62-68	2001 vs. Maryland	W	78-75
1980	vs. Nebraska	L	82-83	South Florida	W	63-61
	at Minnesota	L	76-82	at Michigan State	L	59-69
	Purdue	L	60-73	2002 Temple (2)	L	67-70
	Michigan	L	69-73	Ohio State	W	94-92
1981	UW-Green Bay (2)	W	68-66			
	Minnesota	W	60-58			
1984	Nebraska (2)	L	69-71			
	Illinois	L	62-63			
	at Northwestern	W	61-60			
1987	Indiana (3)	L	85-86			
1988	Michigan State (2)	W	78-72			
1989	Indiana	L	58-61			
	Michigan State	W	69-64			
Year	Opponent (#OT)	W/L	Score			
1990	at Marquette	W	63-58			
	Iowa	W	73-69			
1991	at Oregon	W	72-70			

Overtime Record: 51-45-1 (.531)

Double Overtime: 5-8 (.385)

Triple Overtime: 2-1-1 (.625)

Home: 31-26-1 (.543)

Away: 20-19 (.513)

Most Frequent Opp.: Indiana (11), 5-6 (.455)

COMEBACK WINS

Since 1945 Wisconsin has recorded 31 victories in games in which it has erased a double-figure second-half deficit.

Date	Opponent	Largest Deficit (Time)	Final Score
2/8/47	Minnesota	12 points (early 2nd half)	60-51
2/9/48	Michigan St.	10 points (halftime)	51-39
12/4/48	Marquette	18 points (17:58)	67-63*
1/16/50	Minnesota	10 points (15:15)	57-54
3/3/56	Northwestern	14 points (19:52)	76-70
12/12/59	Loyola (Ill.)	10 points (19:10 and 18:24)	85-67
2/8/64	Purdue	10 points (16:11, 15:20, 14:25 and 13:53)	81-80
12/16/67	at Marquette	10 points (18:18)	70-62
2/10/68	Indiana	10 points (14:33)	95-83
2/3/70	at Illinois	12 points (15:43 and 15:16)	66-65
1/5/76	Ohio State	18 points (halftime) <i>(OSU's biggest lead was 47-25 with 3:38 left in first half)</i>	82-81*
1/20/77	Northwestern	11 points (16:37)	61-60
1/13/79	Michigan	12 points (halftime and 18:48)	77-66
2/2/80	Ohio State	13 points (13:47)	70-67
1/26/80	at Ohio State	11 points (18:09)	72-71
11/29/82	Toledo	17 points (19:34 and 19:00)	79-71
12/1/84	Washington St.	10 points (halftime)	61-59
1/4/89	Minnesota	14 points (11:10)	75-67
2/16/91	at Iowa	13 points (5:47)	56-55
1/23/93	at Michigan St.	12 points (13:09, 12:31 and 11:56)	67-66
12/5/95	at Wright St.	12 points (16:55 and 16:11)	94-91
1/3/96	Michigan	12 points (19:50)	51-46
1/24/96	Minnesota	11 points (halftime)	73-65*
12/4/96	at Temple	10 points (18:35)	64-57*
2/19/97	at Penn State	14 points (16:10)	49-45
2/26/97	Iowa	11 points (14:38)	49-48
11/21/98	Virginia	10 points (18:14)	66-56
11/28/98	at Rhode Island	10 points (18:03 and 10:47)	65-59
1/8/00	Illinois	15 points (halftime and 18:47)	63-59
2/23/00	at Iowa	13 points (17:06)	54-45
3/5/00	Indiana	12 points (11:26 and 10:43)	56-53
1/12/02	at Michigan State	10 points (15:34)	64-63
2/16/02	at Minnesota	13 points (13:09)	67-62

*overtime

BADGER BUZZER BEATERS

Since 1945, buzzer-beating baskets (last second or as time ran out) have been made 10 times by Wisconsin players. Eight of those occasions resulted in Badger victories, while two others sent games into overtime.

Date	Opponent (Play description)	Score
12/4/48	Marquette (Dale Bowers FT with 0:00 left sent game into OT)	67-63*
2/13/50	at Iowa (Don Page made two FTs to send game into OT)	66-62*
2/24/79	at Northwestern (Claude Gregory 40-footer at buzzer)	72-70
3/3/79	Michigan State (Wes Matthews 50-footer at buzzer)	83-81
2/27/82	at Northwestern (Brad Sellers tip-in with 0:01 left)	61-60
1/22/90	Minnesota (Patrick Tompkins lay-in at buzzer)	77-75
11/24/90	at Oregon (Jay Peters 23-foot three-pointer with 0:01 left won game)	72-70*
2/16/91	at Iowa (Brian Good three-pointer at buzzer)	56-55
3/6/96	Penn State (Sean Daugherty 16-footer at buzzer)	54-52
2/5/00	at Minnesota (Roy Boone 10-foot jumper)	66-64
12/27/01	at UW-Milwaukee (Devin Harris steal and lay-up)	81-79

*overtime



Sean Daugherty (beneath the pile) nailed a 16-foot, buzzer-beating jumper against Penn State that gave the Badgers a 54-52 win and helped clinch a spot in the 1996 NIT.

THE LAST TIME

■ Wisconsin Team

UW ranked in A.P. top 25: 25th (3/12/01)
 UW ranked in coaches' top 25: 24th (3/12/01)
 Played A.P. No. 1-ranked opponent: Lost to Michigan St. 64-55 (1/4/79)
 Defeated A.P. No. 1-ranked opponent: Ohio State, 86-67 (3/3/62)
 Played A.P. No. 2-ranked opponent: Lost to Michigan St. 53-41 (4/1/00)
 Defeated opponent ranked 3-10 by A.P.: No. 7 Illinois 72-66 (1/5/02)
 Defeated opponent ranked 11-25 by A.P.: at No. 22 Indiana 64-63 (2/13/02)
 Defeated A.P. top-25 opponent on the road: at No. 22 Indiana 64-63 (2/13/02)

■ Wisconsin Individuals

Had a triple-double: never
 Had a double-double: Kirk Penney (15-12) vs. Northwestern (2/9/02)
 Four players scored in double figures: vs. St. John's (3/15/02)
 Five players scored in double figures: vs. St. John's (3/15/02)
 Six players scored in double figures: vs. Eastern Illinois (12/28/95)
 No Badger scored in double figures: vs. Butler (1/30/01)
 One Badger scored in double figures: vs. Indiana (3/9/01)
 Scored 30-39 points: 30, Kirk Penney at Minnesota (2/16/02)
 Scored 40 or more points: 42, Michael Finley at Eastern Michigan (12/10/94)
 Two or more Badgers scored 30 points, same game: Joe Franklin (31) and Chuck Nagle (30) vs. Purdue (3/2/68) — only other time this happened in school history was Jack Brens (31) and Ken Siebel (31) vs. Utah (12/28/62)
 Two or more Badgers scored 20 points, same game: Kirk Penney (21) and Devin Harris (21) vs. Michigan (2/27/02)
 Perfect at the FT line (10 att.): 12-12, Sean Mason at Penn State (2/14/98)
 Had 15-19 rebounds: 16, Sam Okey at Illinois (1/25/97)
 Had 20-29 rebounds: 25, Joe Chernelich vs. St. Mary's (12/2/76)
 Had 30 or more rebounds: 30, Paul Morrow vs. Purdue (1/3/53)
 Had 10 or more assists: 12, Mike Kelley vs. Maryland (11/29/00)
 Had 5-9 steals: 5, Mike Kelley vs. South Florida (12/30/00)
 Had 10 or more steals: 10, Mike Kelley vs. Texas (12/7/99)
 Had 5-8 blocked shots: 5, Mark Vershaw vs. UW-Milw. (11/23/99)
 Had 9 or more blocked shots: 9, Brad Sellers vs. Toledo (11/29/82)

■ Wisconsin Team Field Goal Shooting

Shot 50-59 percent: .551 vs. Northwestern (2/9/02)
 Shot 60-69 percent: .615 vs. Iowa (3/5/99)
 Shot 70 percent or better: .744 vs. Army (12/30/79)
 Made 30-39 field goals: 32 vs. Minnesota (1/22/00)
 Made 40-49 field goals: 42 vs. Iowa (3/9/94)
 Made 50 or more field goals: never
 Attempted 60-69 field goals: 60 at Xavier (12/10/01)

Attempted 70-79 field goals: 70 vs. Rhode Island (12/3/99)
 Attempted 80-89 field goals: 83 vs. Northwestern (1/28/95)
 Attempted 100 or more field goals: 102 vs. South Dakota (12/9/72)

■ Wisconsin Team 3-Point Field Goal Shooting

Shot 40-49 percent (min. 8 att.): .467 at Indiana (2/13/02)
 Shot 50-59 percent (min. 8 att.): .500 vs. Iowa (3/8/02)
 Shot 60-69 percent (min. 8 att.): .600 vs. St. John's (3/15/02)
 Shot 70-79 percent (min. 8 att.): .706 vs. Michigan (2/16/00)
 Shot 80-89 percent (min. 8 att.): .889 vs. N. Dakota State (12/10/86)
 Shot 90 percent or better (min. 8 att.): .900 at Illinois (1/25/97)
 Made 10-14 3-point field goals: 13 vs. Michigan (2/27/02)
 Made 15 or more 3-point field goals: 15 vs. Missouri (3/19/94)
 Attempted 20-29 3-point field goals: 23 at Minnesota (2/16/02)
 Attempted 30-39 3-point field goals: 30 vs. Maryland (11/29/00)
 Attempted 40 or more 3-point field goals: 40 vs. Temple (12/3/01)

■ Wisconsin Free Throw Shooting

Shot 80-89 percent (min. 12 att.): .824 vs. Iowa (2/19/02)
 Shot 90-99 percent (min. 12 att.): .917 vs. Iowa (3/8/02)
 Shot 100 percent (min. 12 att.): 12-12 vs. Marquette (12/4/90)
 Made 20-29 free throws: 29 vs. St. John's (3/15/02)
 Made 30-39 free throws: 36 vs. Ohio State (2/6/02)
 Made 40 or more free throws: 40 vs. Minnesota (1/12/53)
 Attempted 30-39 free throws: 30 vs. Penn State (1/26/02)
 Attempted 40-49 free throws: 40 vs. St. John's (3/15/02)
 Attempted 50-59 free throws: 50 at Indiana (2/12/62)
 Attempted 60 or more free throws: 61 at Michigan (2/21/53)

■ Wisconsin Scoring

Scored 80-89 points: 80 vs. St. John's (3/15/02)
 Scored 90-99 points: 94 vs. Ohio State (2/6/02)
 Scored 100 or more points: 105 vs. Eastern Illinois (12/28/95)

■ Wisconsin Rebounds

Had 40-49 rebounds: 44 vs. Temple (12/3/01)
 Had 50-59 rebounds: 52 vs. Rhode Island (12/3/99)

■ Wisconsin Assists

Had 20-29 assists: 20 vs. Purdue (3/10/00)
 Had 30 or more assists: 30 vs. Iowa (3/9/94)

■ Wisconsin Blocked Shots

Had at least 10 blocked shots: 12 vs. Northwestern (3/9/00)

■ Wisconsin Steals

Had 10-14 steals: 10 vs. Iowa (2/19/02)
 Had 15 or more steals: 15 vs. Minnesota (1/22/00)

ALL-TIME RESULTS

1898-99

Record: 0-3
 Coach: Dr. J.C. Elsom

J 21	UW-Milw. Alumni.....L	15-25
F 18	Lawrence.....L	18-20
M 4	UW-Milw. Alumni.....L	10-13

1899-1900

Record: 1-1
 Coach: Dr. J.C. Elsom

F 17	Minnesota.....L	15-17
F 23	Wayland Academy.....W	25-15

1900-01

Record: 1-1
 Coach: Dr. J.C. Elsom

J 18	Wayland Academy.....W	35-22
F 23	Minnesota.....L	15-42

1901-02

Record: 7-3
 Coach: Dr. J.C. Elsom

D 13	Lewis Institute.....W	32-21
D 14	Armour Institute.....W	20-14
D 27	UW-Milwaukee.....W	37-18
J 1	Yale (N1).....L	20-35
J 4	UW-Milw. Alumni.....W	48-12
J 11	La Crosse YMCA.....W	59-16
J 25	Lawrence.....W	51-20
F 15	Sun Prairie.....W	18-9
F 22	Minnesota.....L	10-30
M 7	Ripon.....L	21-28
N1 — at Milwaukee		

1902-03

Record: 5-2
 Coach: Dr. J.C. Elsom

N 28	Sheboygan YMCA.....W	45-16
D 19	Dubuque YMCA.....W	34-14
F 21	Minnesota.....L	11-33
F 28	Co. E Fond du Lac.....L	17-21
M 6	Duluth YMCA.....W	42-16
M 7	UW-Superior.....W	27-9
M 13	Wausau YMCA.....W	37-33

STEINMETZ GOES FOR 50

Not many players can say they scored two-thirds of their team's points in a game. Early 20th century Badger star guard Chris Steinmetz accomplished this when he poured in 50 of Wisconsin's 75 points in a 75-10 victory over Co. G Sparta on Dec. 2, 1904.



The Red Gym was the home of Badger basketball until the UW Field House was built in 1930. The building was recently refurbished and now houses the Campus Assistance and Visitor Center.

1903-04

Record: 11-4
 Coach: Dr. J.C. Elsom

N 27	Sheboygan.....W	26-24
N 28	Milwaukee AC.....L	18-30
D 19	Chicago YMCA.....L	19-62
D 29	Milwaukee West HS.....W	27-20
F 5	Oshkosh YMCA.....W	39-28
F 6	Co. E Fond du Lac.....W	25-21
F 20	Milwaukee AC.....W	35-13
F 27	N'western Coll. (WI).....W	41-31
M 1	Grinnell.....W	30-28
M 2	Highland Park.....W	29-21
M 3	Sioux City YMCA.....L	16-44
M 4	Nebraska Wesleyan.....W	47-32
M 5	Nebraska.....L	22-25
M 11	Co. G Madison.....W	22-15
M 18	Co. F Portage.....W	48-17

1904-05

Record: 10-8
 Coach: Emmett Angell

D 2	Co. G Sparta.....W	75-10
D 3	UW-La Crosse.....W	54-16
D 27	Sheboygan.....W	45-28
D 28	Co. G Appleton.....W	26-12
D 29	Co. F Oconto.....W	55-17
D 30	Two Rivers AC.....L	30-31
J 7	Beloit.....W	80-10
J 12	Ohio State.....L	22-25
J 13	Rochester.....W	26-17
J 14	Wash. Continentals.....L	22-26
J 16	Co. E New York.....L	27-34
J 17	Columbia.....L	15-21
J 18	Institute AC.....L	20-34
J 19	Sharon AC.....W	41-31
J 20	Buckland Guards.....L	31-34
J 21	Oberlin.....L	31-41
M 3	Co. F Portage.....W	52-28
M 17	Chicago.....W	29-24

1905-06

Record: 12-2; Big Ten 6-2 (2nd)
 Coach: Emmett Angell

D 14	Manitowoc.....W	35-25
D 15	Menasha.....W	30-22
D 16	UW-Oshkosh.....L	30-21
J 13	Lawrence.....W	25-20
J 19	Armour Institute.....W	37-15
J 20	Purdue.....W	34-14
F 3	Purdue.....W	31-15
F 23	Minnesota.....W	31-24
M 2	Chicago.....L	18-35
M 3	Illinois.....W	36-32
M 9	Chicago.....W	22-19
M 10	Illinois #.....W	1-0
M 16	Co. C Hudson.....W	31-20
M 17	Minnesota.....L	10-16
# — forfeit		

1906-07

BIG TEN CO-CHAMPIONS
 Record: 11-3; Big Ten 6-2 (T1st)
 Coach: Emmett Angell

D 8	Milton.....W	38-14
D 14	Ripon.....W	41-20
J 4	Columbia.....L	9-30
J 11	UW-Stout.....W	29-19
J 12	Minnesota.....L	11-18
J 18	Beloit.....W	38-11
J 19	Illinois.....W	22-16
J 25	Purdue.....W	33-27
J 26	Chicago.....L	14-24
F 1	Illinois.....W	47-13
F 21	Nebraska.....W	35-31
M 6	Chicago.....W	22-11
M 9	Minnesota.....W	31-20
M 15	Purdue.....W	37-10

1907-08

BIG TEN CO-CHAMPIONS
 Record: 10-2; Big Ten 7-1 (T1st)
 Coach: Emmett Angell

D 14	Beloit.....W	38-13
D 20	Wisconsin Alumni.....W	42-22
J 17	Purdue.....W	28-24
J 18	Illinois.....W	28-20
J 23	Purdue.....W	34-13
J 25	Chicago.....W	37-17
J 31	Minnesota.....W	29-16
F 28	Chicago.....L	19-24
M 3	Nebraska.....W	34-4
M 7	Minnesota.....W	34-14
M 9	Illinois.....W	27-14
M 12	Chicago #.....L	16-18
# — Big Ten title playoff game, Madison		

1908-09

Record: 8-4; Big Ten 5-4 (3rd)
 Coach: Haskell Noyes

D 19	Lawrence.....W	53-13
J 8	Ripon.....W	36-10
J 13	Beloit.....W	52-4
J 15	Purdue.....L	20-23
J 16	Illinois.....L	19-28
J 23	Illinois.....W	20-20
J 30	Minnesota.....W	14-13
F 6	Chicago.....L	15-18
F 27	Purdue.....W	29-6
M 1	Iowa.....W	30-9
M 6	Chicago.....L	4-18
M 9	Minnesota.....W	37-14

1909-10

Record: 9-5; Big Ten 7-5 (3rd)
 Coach: Haskell Noyes

D 15	Beloit.....W	24-9
D 17	Ripon.....W	32-5
J 8	Northwestern.....W	55-9
J 21	Illinois.....L	14-34
J 22	Purdue.....L	17-29
J 25	Illinois.....W	28-16

WISCONSIN HISTORY

J 28	ChicagoL14-16
J 29	IndianaL11-13
F 5	Minnesota W 24-14
F 25	MinnesotaL9-16
F 26	NorthwesternW39-11
M 5	Chicago W 11-10
M 7	Indiana W 33-8
M 12	Purdue W 38-14

1910-11

Record: 9-6; Big Ten 6-6 (5th)
Coach: Haskell Noyes


D 10	Beloit W 32-9
D 17	Ripon W 43-8
J 7	Lawrence W 39-9
J 13	PurdueL16-34
J 14	NorthwesternW29-9
J 21	Illinois W 20-17
J 28	Chicago W 46-22
F 3	Indiana W 51-9
F 4	MinnesotaL16-17
F 24	Purdue W 45-17
M 1	Minnesota L 13-21
M 4	ChicagoL22-24
M 8	Northwestern W 23-11
M 10	IndianaL18-21
M 11	IllinoisL18-21

1911-12

**HELMS FOUNDATION NATIONAL CHAMPS
BIG TEN CO-CHAMPIONS**

Record: 15-0; Big Ten 12-0 (T1st)
Coach: Walter Meanwell

D 9	Beloit W 31-18
D 16	Ripon W 54-13
D 20	BeloitW20-12
J 5	IowaW38-12
J 6	NorthwesternW32-19
J 13	Illinois W 27-10
J 20	Minnesota W 22-12
J 27	ChicagoW18-15
F 12	Iowa W 30-5



Walter "Doc" Meanwell (left) coached the Badgers to a remarkable 246-99-1 (.712) record and eight Big Ten titles in 20 seasons.

MR. VERSATILITY

Emmett Angell led the Badgers to a runner-up finish as a player-coach in the inaugural season of Big Ten basketball (1906). Angell averaged 6.9 points per game as the Badgers rolled up a 12-2 overall record and 6-2 league mark, good for second place behind Minnesota. Angell coached Wisconsin to a 43-15 (.741) record (including the school's first two league titles in 1907 and 1908) in four seasons (1905-08). Angell also was a driving force in establishing basketball at Wisconsin and in the Western Conference (now the Big Ten).

F 17	Indiana W 51-10
F 24	Northwestern W 46-11
M 2	Chicago W 34-24
M 9	Minnesota (OT)W29-26
M 15	IllinoisW23-15
M 16	IndianaW32-21

1912-13

BIG TEN CHAMPIONS
Record: 14-1; Big Ten 11-1 (1st)
Coach: Walter Meanwell

D 7	Ripon W 40-13
D 12	Beloit W 33-10
D 18	Lake Forest W 44-15
J 11	IllinoisW16-15
J 13	PurdueW25-15
J 18	MinnesotaW19-11
J 21	Ohio State W 22-11
J 25	Chicago W 31-18
F 13	IndianaW30-19
F 15	Ohio StateW27-22
F 21	Illinois W 18-13
F 25	Minnesota W 29-11
F 27	Indiana W 48-10
M 1	Purdue W 22-19
M 7	ChicagoL10-23

1913-14

**HELMS FOUNDATION NATIONAL CHAMPS
BIG TEN CHAMPIONS**
Record: 15-0; Big Ten 12-0 (1st)
Coach: Walter Meanwell

D 13	Knox W 48-15
D 18	Beloit W 45-15
J 6	Parsons W 50-0
J 10	IllinoisW26-25
J 12	IndianaW57-15
J 17	Minnesota W 28-7
J 24	ChicagoW16-14
F 10	Northwestern W 38-9
F 13	Purdue (OT) W 25-20
F 17	NorthwesternW33-26
F 20	Illinois W 29-16
F 24	Indiana W 46-24
F 28	MinnesotaW27-9
M 6	Chicago W 25-18
M 10	PurdueW27-13

1914-15

Record: 13-4; Big Ten 8-4 (3rd)
Coach: Walter Meanwell

D 11	Beloit W 28-16
D 14	Arkansas State W 45-7
D 18	Lawrence W 29-21
J 2	UW-Milwaukee W 21-10
J 5	Grinnell W 41-19
J 9	IndianaW39-18
J 11	Purdue (OT)W28-24
J 16	MinnesotaW23-20
J 18	Indiana W 47-15
J 23	Chicago L 19-24

F 8	IllinoisL19-39
F 13	Illinois L 17-19
F 16	Ohio StateW26-17
F 19	Purdue W 26-21
F 27	Minnesota W 31-7
M 6	Ohio State W 23-12
M 12	ChicagoL18-30

1915-16

**HELMS FOUNDATION NATIONAL CHAMPS
BIG TEN CHAMPIONS**

Record: 20-1; Big Ten 11-1 (1st)
Coach: Walter Meanwell

D 10	Beloit W 38-11
D 15	Lawrence W 46-16
D 30	RiponW27-15
D 30	Ripon ReservesW41-7
D 31	UW-MilwaukeeW51-12
J 1	UW-Milwaukee AlumniW24-18
J 1	UW-MilwaukeeW39-8
J 3	Wabash W 24-14
J 8	PurdueW33-17
J 10	Iowa (OT)W36-31
J 15	Minnesota W 31-11
J 18	Northwestern W 22-18
J 22	IllinoisL20-27
J 29	ChicagoW29-18
F 14	Neb. Wesleyan W 25-20
F 19	Illinois W 34-14
F 25	Purdue W 35-22
F 28	Iowa W 39-17
M 4	MinnesotaW32-14
M 8	Chicago W 24-12
M 11	NorthwesternW24-21

1916-17

Record: 15-3; Big Ten 9-3 (4th)
Coach: Walter Meanwell

D 9	Beloit W 58-11
D 13	Ripon W 30-17
D 16	North Central (IL) W 50-21
D 20	Lawrence W 41-14
D 21	UW-Milwaukee M ClubW35-23
J 3	RiponW24-20
J 6	Ohio StateW30-22
J 8	Northwestern (OT)W29-21
J 13	MinnesotaL25-33
J 20	Illinois W 25-14
J 26	Chicago L 13-21
F 12	Northwestern W 23-21
F 17	Ohio State W 40-15
F 24	IllinoisL17-20
M 3	ChicagoW25-16
M 6	Indiana W 29-14
M 10	Minnesota W 16-13
M 15	IndianaW18-16

1917-18

BIG TEN CHAMPIONS
Record: 14-3; Big Ten 9-3 (1st)
Coach: Guy Lowman

D 8	Beloit W 26-21
D 13	Ripon W 33-13
D 15	North Central (IL) W 18-13
D 19	Marquette W 15-14
J 2	RiponW35-16
J 5	NorthwesternL17-33
J 8	IowaW36-22
J 19	IllinoisW22-21
J 21	Iowa W 34-19
J 26	Purdue W 21-16
F 16	ChicagoL21-23
F 23	Illinois W 23-15
M 2	MinnesotaW18-17
M 7	Northwestern W 26-18
M 9	Chicago W 16-13
M 13	PurdueW24-18
M 16	Minnesota L 11-19

1918-19

Record: 5-11; Big Ten 3-9 (10th)
Coach: Guy Lowman

D 27	Camp Grant (OT)W16-15
D 28	Great LakesL14-43
D 30	UW-MilwaukeeW39-18
J 4	Great Lakes L 12-14
J 11	Northwestern L 15-20
J 18	MinnesotaL11-38
J 25	Illinois L 15-25
F 1	Chicago L 19-24
F 10	Iowa W 29-18
F 15	IllinoisL14-16
F 22	NorthwesternL23-32
F 24	IndianaW29-16
M 1	Minnesota L 12-23
M 8	ChicagoW25-15
M 10	IowaL27-29
M 15	Indiana L 12-22

1919-20

Record: 15-5; Big Ten 7-5 (5th)
Coach: Guy Lowman

D 5	UW-River Falls W 36-17
D 13	Ripon (OT) W 19-16
D 16	Beloit W 33-11
D 19	RiponW20-13
D 20	UW-OshkoshW17-7
J 1	UW-MilwaukeeW36-10
J 3	Great LakesW27-19
J 5	IowaW35-18
J 10	Great Lakes W 33-15
J 17	ChicagoL19-37
J 19	Iowa L 20-21
J 24	IllinoisL20-43
J 31	Minnesota W 28-12
F 14	Michigan W 40-13
F 21	Illinois W 33-29
F 24	Ohio State W 31-27
F 28	MinnesotaL26-32
M 6	MichiganL20-23
M 8	Ohio StateW34-22
M 12	Chicago W 26-17

1920-21

BIG TEN CO-CHAMPIONS
Record: 13-4; Big Ten 8-4 (T1st)
Coach: Walter Meanwell

D 10	Knox W 29-16
D 12	UW-River Falls W 28-8
D 17	UW-La CrosseW24-12
D 18	MarquetteW23-18
D 29	South Dakota St. W 24-11
J 3	NorthwesternL12-13
J 8	MichiganW27-24
J 15	ChicagoL27-39
J 22	Illinois W 23-18
J 24	Michigan W 25-17
J 29	MinnesotaL21-22
F 12	Northwestern W 22-10

WISCONSIN HISTORY

STREAKING

The longest winning streak in Wisconsin history (29 games) was put together by the 1911-12 and 1912-13 teams. The '11-12 club went 15-0 and the '12-13 squad won its first 14 games before dropping its season finale at the University of Chicago.

F 19	IllinoisL	9-17
F 21	Ohio StateW	40-21
F 26	ChicagoW	25-19
M 5	MinnesotaW	18-12
M 8	Ohio StateW	34-24

1921-22

Record: 14-5; Big Ten 8-4 (T2nd)
Coach: Walter Meanwell

D 10	Michigan StateW	27-13
D 16	ButlerL	20-26
D 17	RiponW	27-17
D 20	KnoxW	15-9
D 22	UW-Milw. M ClubW	23-19
D 23	UW-La CrosseW	24-21
J 3	NebraskaW	27-14
J 7	IowaW	18-15
J 9	NorthwesternW	21-9
J 14	Michigan (OT)W	18-16
J 21	MinnesotaL	15-17
F 10	IllinoisW	25-23
F 13	IowaL	18-24
F 18	MichiganL	17-18
F 22	NorthwesternW	23-11
F 27	IllinoisL	35-37
M 4	MinnesotaW	34-20
M 8	ChicagoW	24-17
M 11	ChicagoW	31-24

1922-23

BIG TEN CO-CHAMPIONS
Record: 12-3; Big Ten 11-1 (T1st)
Coach: Walter Meanwell

D 15	ButlerL	13-20
D 19	LombardW	37-9
J 3	MarquetteL	8-9
J 6	NorthwesternW	21-10
J 8	IndianaW	17-10
J 13	ChicagoW	24-11
J 20	MinnesotaW	24-12
F 6	PurdueL	13-17
F 14	MichiganW	18-15
F 19	MichiganW	16-11
F 24	PurdueW	20-19
M 3	MinnesotaW	36-10
M 5	NorthwesternW	29-17
M 10	ChicagoW	33-11
M 12	IndianaW	35-17

1923-24

BIG TEN CO-CHAMPIONS
Record: 11-5-1; Big Ten 8-4 (T1st)
Coach: Walter Meanwell

D 8	MillikenW	53-13
D 14	DePauw (30T)T	25-25
D 19	MarquetteW	27-7
J 2	Franklin CollegeL	18-21
J 5	IndianaW	23-21
J 12	NorthwesternW	25-10
J 14	IndianaW	28-27
J 26	ChicagoL	18-35

F 12	ButlerW	25-23
F 16	IllinoisW	13-12
F 23	Ohio StateL	13-27
F 25	IllinoisL	20-31
M 1	NorthwesternW	23-14
M 3	Ohio StateW	30-20
M 8	IowaL	19-22
M 11	IowaW	36-26
M 15	ChicagoW	30-14

1924-25

Record: 6-11; Big Ten 3-9 (9th)
Coach: Walter Meanwell

D 12	WabashW	21-20
D 19	ButlerL	16-22
D 22	GrinnellW	29-15
J 6	DePauwW	27-22
J 10	MinnesotaL	14-16
J 13	Ohio StateL	20-27
J 19	MichiganL	12-14
J 24	MinnesotaL	14-25
F 11	Franklin CollegeL	11-26
F 16	IowaW	16-15
F 21	IllinoisL	25-35
F 23	PurdueL	22-30
F 28	MichiganL	16-27
M 3	IowaW	25-23
M 9	IllinoisW	24-9
M 12	PurdueL	26-32
M 14	Ohio StateL	23-37

1925-26

Record: 8-9; Big Ten 4-8 (T8th)
Coach: Walter Meanwell

D 7	North Dakota St.L	11-16
D 12	South Dakota St.W	48-9
D 18	MarquetteW	42-26
J 2	DePauwW	32-31
J 5	MinnesotaW	36-24
J 11	IndianaW	33-31
J 16	ChicagoL	15-17
J 23	NorthwesternW	35-27
F 5	ButlerW	31-24
F 13	ChicagoW	26-23
F 16	NorthwesternL	26-36

F 20	PurdueL	21-29
F 22	MichiganL	13-22
F 26	PurdueL	31-32
M 1	Michigan (OT)L	23-24
M 5	MinnesotaL	19-31
M 9	IndianaL	20-35

1926-27

Record: 10-7; Big Ten 7-5 (T4th)
Coach: Walter Meanwell

D 17	Franklin CollegeL	24-27
D 22	MarquetteW	29-26
D 30	DePauwW	24-20
J 3	Syracuse (N1)W	31-24
J 8	IndianaL	23-28
J 10	Ohio StateW	25-16
J 15	NorthwesternW	28-18
J 17	Chicago (OT)W	33-30
J 22	NorthwesternW	25-24
F 8	Notre DameL	14-19
F 12	ChicagoW	31-20
F 19	Ohio StateL	16-20
F 22	IowaW	24-21
F 26	IndianaL	23-31
F 28	IllinoisL	28-32
M 5	IllinoisW	39-13
M 11	IowaL	17-26

N1 — at Cleveland, Ohio

1927-28

Record: 13-4; Big Ten 9-3 (T3rd)
Coach: Walter Meanwell

D 10	CoeW	18-6
D 16	ButlerW	25-18
D 19	DePauwW	32-17
J 2	Oregon StateW	36-21
J 7	Ohio StateW	30-13
J 9	MichiganW	26-22
J 14	MinnesotaW	35-26
J 16	IllinoisL	33-34
F 7	Notre DameL	14-21
F 11	MinnesotaW	38-18
F 18	Ohio StateW	21-18
F 20	IowaW	31-21
F 23	PurdueW	28-22

F 25	PurdueL	15-31
M 3	IowaW	20-17
M 5	MichiganL	19-42
M 9	IllinoisW	32-22

1928-29

BIG TEN CO-CHAMPIONS
Record: 15-2; Big Ten 10-2 (T1st)
Coach: Walter Meanwell


D 10	Franklin CollegeW	37-19
D 15	Pittsburgh (N1)W	34-24
D 29	LombardW	29-12
J 1	CarletonW	32-24
J 5	MinnesotaW	29-21
J 7	MichiganL	23-31
J 12	ChicagoW	33-21
J 14	IndianaW	24-20
J 19	MinnesotaW	39-17
J 21	PurdueW	31-26
F 12	BradleyW	48-22
F 16	IndianaW	27-25
F 18	NorthwesternW	37-23
F 23	NorthwesternW	31-25
F 25	PurdueW	27-24
M 4	MichiganL	22-37
M 9	ChicagoW	19-15

N1 — at Milwaukee

1929-30

Record: 15-2; Big Ten 8-2 (2nd)
Coach: Walter Meanwell

D 14	MonmouthW	28-10
D 19	CarletonW	27-18
D 28	LombardW	22-11
D 31	Iowa StateW	34-17
J 4	NorthwesternL	14-23
J 11	Ohio StateW	32-25
J 18	IllinoisW	14-9
J 20	ChicagoW	33-23
J 23	Indiana (OT)W	23-21
F 8	CarrollW	22-13
F 11	MarquetteW	29-15
F 13	MarquetteW	29-22
F 15	NorthwesternW	29-22
F 22	ChicagoL	21-23



The Wisconsin Field House, shown here under construction, opened in 1930. The facility was one of the last buildings constructed before the stock market crash of 1929. It cost \$453,756 and remained the home to Badger basketball until 1998.

F 24 Illinois.....W23-17
M 3 Ohio StateW32-23
M 8 IndianaW34-23

1930-31

Record: 8-9; Big Ten 4-8 (T7th)
Coach: Walter Meanwell

D 13 Carroll.....W17-14
D 18 Pennsylvania.....W25-12
D 22 MissouriW37-9
D 30 MarquetteL14-16
J 5 IllinoisW12-9
J 10 Ohio State.....L19-29
J 12 MichiganL17-23
J 17 IowaW24-13
J 19 Minnesota.....L26-28
J 24 Illinois.....W30-20
F 9 Washington U.W39-9
F 14 Minnesota.....L15-42
F 16 IowaL17-19
F 21 PurdueL27-46
F 23 Ohio StateW28-24
F 28 MichiganL15-26
M 2 PurdueL17-24

1931-32

Record: 8-10; Big Ten 3-9 (T8th)
Coach: Walter Meanwell

D 11 Brigham YoungW30-16
D 15 PittsburghW30-29
D 21 MarquetteL23-26
D 30 Maryland (OT)W32-30
J 4 at Northwestern (OT)L30-31
J 9 MichiganL18-24
J 11 PurdueL22-38
J 16 ChicagoW24-18
J 18 NorthwesternL24-28
F 8 MarquetteW18-16
F 10 ButlerW28-17
F 15 IndianaL21-33
F 20 Minnesota.....L17-43
F 22 ChicagoW34-23
F 27 PurdueL21-28
F 29 MichiganL13-33
M 5 IndianaW35-26
M 7 Minnesota.....L21-23

1932-33

Record: 7-13; Big Ten 4-8 (8th)
Coach: Walter Meanwell

D 10 CarletonL29-34
D 17 Marquette.....L16-18
D 22 MarylandW22-13
D 30 Michigan StateW26-16
J 3 MarquetteL16-22
J 7 ChicagoW26-17
J 9 IowaW21-19
J 14 Indiana (OT).....W38-37
J 16 NorthwesternL22-40
F 3 Loyola (IL)W28-26
F 6 Ohio State.....L30-31

F 11 IllinoisL25-38
F 13 IowaL25-31
F 18 Indiana (OT).....L28-29
F 20 IllinoisL15-29
F 25 NorthwesternL28-30
F 27 UW-Stevens PointL24-28
M 4 Ohio State.....L20-37
M 6 ChicagoW28-16
M 7 Loyola (IL)L24-39

1933-34

Record: 14-6; Big Ten 8-4, (T2nd)
Coach: Walter Meanwell

D 4 RiponW47-18
D 8 Carleton.....W38-18
D 11 Carroll.....W44-17
D 16 MarquetteW32-30
D 20 UW-Stevens PointW35-10
D 30 ButlerW37-27
J 2 MarquetteL26-28
J 6 IllinoisL17-20
J 8 IowaL26-32
J 13 MichiganW34-23
J 15 PurdueL26-27
F 5 Michigan State.....L22-23
F 10 MinnesotaW31-30
F 12 Ohio StateW42-23
F 17 Illinois.....W28-22
F 19 MichiganW32-26
F 24 Ohio StateW44-38
F 26 PurdueL25-37
M 3 IowaW35-32
M 5 MinnesotaW34-23

1934-35

BIG TEN CO-CHAMPIONS
Record: 15-5; Big Ten 9-3 (T1st)
Coach: Harold Foster

N 30 Franklin College.....W34-11
D 7 Carleton.....W27-26
D 10 WabashW33-20
D 15 MarquetteW29-20
D 22 MarquetteL25-33
D 29 Pittsburgh.....L27-31
D 31 Michigan St. (OT)W23-21
J 5 PurdueL18-19
J 7 NorthwesternW16-9
J 12 IndianaW30-23
J 14 MichiganW34-20
J 19 NorthwesternL31-36
J 21 MinnesotaW38-31
F 9 DePauwW28-27
F 11 ChicagoW26-24
F 16 Indiana (OT)W37-27
F 18 MinnesotaW28-27
F 23 MichiganW33-19
M 2 ChicagoW48-25
M 4 PurdueL24-43

1935-36

Record: 11-9; Big Ten 4-8 (8th)
Coach: Harold Foster

D 2 DePauwW18-16
D 6 Michigan StateW26-21
D 9 HamlineW29-20
D 14 MarquetteW35-22
D 21 MarquetteW46-21
D 23 DePaulL22-27
J 1 WashburnW36-27
J 4 Ohio State.....L23-44
J 6 Chicago (OT).....W38-36
J 11 IllinoisL27-29
J 13 IowaW27-21
J 20 IndianaL24-26
F 8 ButlerW28-24
F 10 Ohio StateW34-25
F 15 IllinoisL20-36
F 17 IowaL25-32

F 22 IndianaL21-54
F 24 NorthwesternL28-33
F 29 ChicagoW40-32
M 2 NorthwesternL26-49

1936-37

Record: 8-12; Big Ten 3-9 (T8th)
Coach: Harold Foster

D 4 Ball StateW38-33
D 7 North Dakota.....W42-25
D 12 MarquetteW29-21
D 19 MarquetteW35-29
D 21 Pittsburgh.....L30-41
D 23 ButlerL23-43
D 30 DePaulL17-17
J 4 PurdueL30-43
J 9 IllinoisL28-31
J 11 Ohio State.....L22-28
J 16 MichiganL31-43
J 18 IowaW29-23
F 6 Michigan StateW22-17
F 8 Ohio State (OT).....W35-33
F 13 Minnesota.....L32-37
F 20 IowaL35-43
F 22 IllinoisL31-48
F 27 Minnesota.....L17-30
M 1 PurdueW46-43
M 6 MichiganL27-41

1937-38

Record: 10-10; Big Ten 5-7 (7th)
Coach: Harold Foster

D 4 Marquette.....L21-32
D 6 North Dakota.....W41-22
D 11 Pittsburgh.....W44-36
D 13 Notre DameL31-33
D 18 MarquetteL32-38
D 31 MissouriW40-29
J 3 NorthwesternL38-47
J 8 MinnesotaW35-28
J 10 ChicagoW50-27
J 15 PurdueL34-40
J 17 MichiganW39-30
F 5 Michigan StateW30-27
F 7 IndianaL44-47
F 12 NorthwesternL23-27
F 14 ChicagoW46-32
F 19 PurdueL39-46
F 21 MichiganL29-58

FIELD HOUSE FIGHTS

In addition to being the home of the Wisconsin basketball team, the UW Field House hosted home Badger boxing matches for 28 years. Wisconsin dominated the NCAA boxing scene in those days, winning eight national championships.

F 23 PennsylvaniaW52-44
F 28 IndianaW34-32
M 5 Minnesota.....L28-35

1938-39

Record: 10-10; Big Ten 4-8 (7th)
Coach: Harold Foster

D 2 BeloitW41-26
D 5 MarquetteW27-26
D 10 Notre Dame.....W45-39
D 17 MarquetteL27-46
D 19 ButlerL21-24
D 20 Xavier (OH)W27-26
J 2 DetroitW34-27
J 7 IowaW28-24
J 9 ChicagoL18-28
J 14 IndianaL19-43
J 16 MichiganW42-39
J 21 IllinoisL34-37
F 4 Michigan StateW39-37
F 6 PurdueL31-39
F 13 NorthwesternL27-37
F 18 Purdue (OT).....W32-30
F 20 Minnesota.....L32-34
F 25 Ohio State.....L38-46
F 27 MinnesotaW35-25
M 4 ChicagoL33-39

1939-40

Record: 5-15; Big Ten 3-9 (9th)
Coach: Harold Foster

WISCONSIN HISTORY

SHUTOUT

The only shutout in Big Ten basketball history occurred when Wisconsin defeated Parsons 50-0 in Madison on Jan. 6, 1914. The "perfect game" was just part of a perfect season during which Walter Meanwell's Badgers went 15-0.



Head coach Harold "Bud" Foster visits with former Badger All-American Don Rehfeldt. Foster coached the UW to its only NCAA title in 1941. His 265 career victories are tops among Wisconsin head coaches.

D 4	Carleton.....W	37-19
D 9	Marquette.....W	46-39
D 12	Notre Dame.....L	33-51
D 16	Marquette.....L	28-41
D 30	Nebraska (N1).....L	43-53
J 2	Stanford.....L	26-39
J 6	Chicago.....W	20-18
J 8	Michigan.....L	39-44
J 13	Purdue.....L	36-49
J 15	Indiana.....L	34-40
F 3	Michigan State.....L	41-48
F 5	Butler.....L	46-50
F 10	Iowa.....L	35-37
F 12	Minnesota.....W	36-34
F 17	Ohio State.....L	35-41
F 19	Illinois.....L	35-37
F 24	Purdue (OT).....L	45-48
F 26	Minnesota.....L	39-44
M 2	Northwestern.....L	44-47
M 4	Chicago.....W	46-31

N1 — at Milwaukee

1940-41

NCAA CHAMPIONS
BIG TEN CHAMPIONS
 Record: 20-3; Big Ten 11-1 (1st)
 Coach: Harold Foster

D 2	Ripon (N1).....W	39-20
D 7	Marquette.....W	38-32
D 14	Notre Dame.....W	44-43
D 18	Pittsburgh.....L	34-36
D 21	Marquette.....L	30-40
D 31	Princeton (N2).....W	52-40
J 4	Nebraska.....W	46-31
J 6	Minnesota.....L	27-44
J 11	Iowa.....W	49-35
J 13	Purdue (OT).....W	48-42
J 18	Michigan.....W	40-30
J 20	Chicago.....W	44-37
J 25	Ohio State.....W	46-31
F 8	Butler.....W	59-55
F 10	Northwestern (OT).....W	48-46
F 15	Illinois.....W	46-30
F 17	Purdue.....W	43-42
F 22	Chicago.....W	65-25
F 24	Indiana.....W	38-30
M 1	Minnesota.....W	42-32

NCAA Tournament
 (Eastern Regional, Madison, Wis.)
 M 21 Dartmouth.....W 51-50
 M 22 Pittsburgh.....W 36-30

NCAA Championship
 (Kansas City, Mo.)
 M 29 Washington State.....W 39-34
 N1 — at Wisconsin Rapids
 N2 — at Milwaukee

1941-42

Record: 14-7; Big Ten 10-5, (T2nd)
 Coach: Harold Foster

D 1	Carroll.....W	56-35
D 6	Marquette.....W	35-34
D 13	Notre Dame.....W	43-35
D 20	Marquette.....W	36-25
D 31	Dartmouth (N1).....L	49-57
J 3	Illinois.....L	40-55
J 5	Indiana.....L	34-38
J 10	Iowa.....L	45-49
J 12	Chicago.....W	56-24
J 17	Northwestern (N2).....W	49-46
J 19	Michigan.....W	58-36
J 24	Indiana.....W	42-36
F 7	Great Lakes.....L	42-47
F 9	Chicago.....W	54-20
F 14	Ohio State.....W	49-39
F 16	Purdue.....L	34-40
F 21	Northwestern.....W	59-47
F 23	Illinois.....L	43-45
F 28	Ohio State.....W	44-39
M 2	Minnesota.....W	49-47

M 7	Iowa.....W	62-45
-----	------------	-------

N1 — at Milwaukee
 N2 — at Chicago Stadium

1942-43

Record: 12-9; Big Ten 6-6 (T4th)
 Coach: Harold Foster

D 5	Marquette.....W	45-36
D 12	Camp Grant.....W	38-36
D 14	Notre Dame (OT).....L	59-61
D 19	Marquette.....W	50-38
D 21	Oklahoma.....W	48-37
D 31	Harvard (N1).....W	58-41
J 4	Hamline.....W	41-37
J 9	Northwestern (N2).....W	67-65
J 11	Illinois.....L	40-52
J 15	Michigan.....L	34-38
J 16	Michigan.....W	55-34
J 26	Great Lakes.....L	43-61
J 30	Minnesota.....W	54-33
F 6	Great Lakes.....L	48-55
F 8	Chicago.....W	74-30
F 13	Indiana.....L	44-51
F 15	Indiana.....W	57-53
F 20	Illinois.....L	26-50
F 22	Northwestern.....L	54-56
F 27	Purdue.....W	53-45
M 1	Minnesota.....L	34-48

N1 — at Milwaukee
 N2 — at Chicago Stadium

1943-44

Record: 12-9; Big Ten 9-3 (T2nd)
 Coach: Harold Foster

N 29	DePauw Pre-Flight ..W	28-25
D 4	Marquette.....L	43-51
D 11	Notre Dame.....L	31-41
D 13	Camp Grant.....L	40-51
D 18	Marquette.....W	40-37
D 31	Notre Dame (N1).....W	47-45
J 3	Illinois (OT).....L	43-45
J 7	Illinois.....W	43-38
J 8	Northwestern (N2).....L	38-60
J 14	Michigan.....W	50-41
J 15	Michigan.....W	42-31
J 29	Minnesota.....W	49-30
F 4	N'western (20T).....W	50-47
F 7	Great Lakes.....L	40-63
F 11	Indiana.....W	62-43
F 12	Indiana.....W	52-31
F 19	Purdue (OT).....L	50-52
F 25	Minnesota.....W	50-33
M 3	DePaul (N2).....L	35-48
M 4	Chicago.....W	74-46
M 5	Great Lakes.....L	47-63

N1 — at Milwaukee
 N2 — at Chicago Stadium

1944-45

Record: 10-11; Big Ten 4-8 (T6th)
 Coach: Harold Foster

D 2	Lawrence.....W	48-22
D 9	Marquette.....W	45-40
D 16	Notre Dame.....L	46-57
D 20	Iowa Pre-Flight.....W	51-43
D 23	Marquette.....W	46-39
D 30	Missouri (N1).....W	52-37
J 6	Northwestern.....L	37-52
J 8	Truax Field.....W	53-42
J 13	Minnesota.....W	46-37
J 22	Great Lakes.....L	51-66
J 27	Northwestern (N2).....W	44-43
J 29	Purdue.....L	34-45
F 2	Michigan.....L	39-50
F 3	Ohio State.....L	36-40
F 4	Great Lakes.....L	49-59
F 9	Ohio State.....L	34-63
F 10	Michigan.....W	55-44

F 17	Purdue.....W	64-48
F 19	Iowa.....L	53-54
F 24	Iowa.....L	38-68
M 3	Minnesota.....L	50-54

N1 — at Milwaukee
 N2 — at Chicago Stadium

1945-46

Record: 4-17; Big Ten 1-11 (9th)
 Coach: Harold Foster

D 1	Carroll.....W	67-25
D 3	Ripon.....W	59-24
D 8	Marquette.....W	42-32
D 15	Notre Dame.....L	51-65
D 17	Great Lakes.....L	47-54
D 22	Marquette.....L	41-62
D 23	Great Lakes.....L	39-53
J 1	Illinois.....L	31-56
J 5	Minnesota.....L	45-59
J 7	Iowa.....L	50-57
J 12	Purdue.....L	49-53
J 26	Northwestern (N1).....L	34-56
J 28	Purdue.....L	46-59
F 2	Michigan.....W	58-57
F 9	Northwestern.....L	58-63
F 11	Michigan.....L	56-66
F 16	Iowa.....L	39-44
F 18	Illinois.....L	53-72
F 23	Michigan State.....L	48-59
M 1	Michigan State.....L	52-56
M 4	Minnesota.....L	57-58

N1 — at Chicago Stadium

1946-47

BIG TEN CHAMPIONS
 Record: 16-6; Big Ten 9-3 (1st)
 Coach: Harold Foster

D 2	Lawrence.....W	61-43
D 7	Marquette.....W	65-51
D 9	Butler.....W	60-52
D 14	Notre Dame (OT).....W	53-49
D 18	Oklahoma.....L	40-56
D 21	Marquette.....L	47-55
D 23	So. California.....W	61-56
J 1	Illinois.....W	53-47

J 4	Iowa.....W	63-62
J 11	Indiana.....W	70-49
J 20	Michigan State.....W	58-48
J 25	Illinois.....L	37-63
J 27	Northwestern.....W	45-44
F 3	Iowa.....W	60-53
F 8	Minnesota.....W	60-51
F 10	Michigan.....W	52-51
F 15	Northwestern (N1).....W	54-42
F 22	Ohio State.....L	56-57
F 24	Purdue.....W	72-60
M 1	Minnesota.....L	55-58

NCAA Tournament
 (Eastern Regional, New York City)
 M 20 City College of NY.....L 56-70
 M 22 Navy.....W 50-49
 N1 — at Chicago Stadium

1947-48

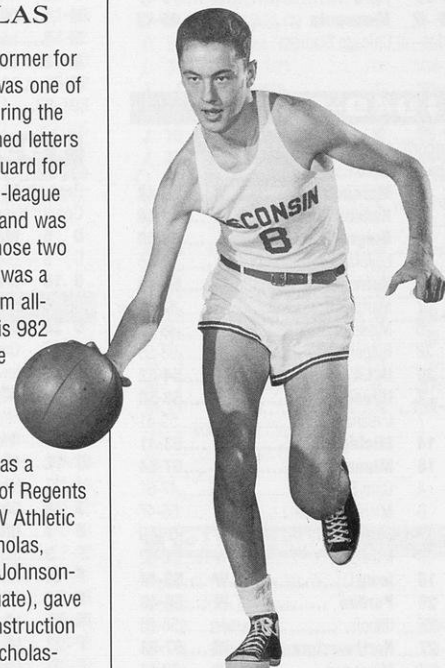
Record: 12-8; Big Ten 7-5 (T3rd)
 Coach: Harold Foster

D 6	Marquette.....W	57-50
D 8	Butler.....W	61-53
D 12	Pittsburgh.....W	49-36
D 19	California.....L	61-73
D 20	California.....L	44-59
D 22	Oklahoma.....L	49-75
D 31	Marquette.....W	67-60
J 3	Illinois.....W	52-47
J 5	Minnesota.....W	59-50
J 10	Indiana.....W	58-54
J 12	Iowa.....W	60-51
J 17	Michigan.....L	39-43
J 19	Purdue.....W	49-44
J 24	Illinois.....L	36-57
F 7	Northwestern (N1).....W	68-62
F 9	Michigan State.....W	51-39
F 16	Ohio State.....L	47-53
F 21	Iowa.....L	40-62
F 23	Northwestern.....W	59-54
M 1	Minnesota.....L	41-46

N1 — at Chicago Stadium

AB NICHOLAS

A two-time all-Big Ten performer for the Badgers, Ab Nicholas was one of Wisconsin's top players during the early 1950s. Nicholas earned letters in 1950, '51 and '52 as a guard for the Badgers. He earned all-league acclaim in 1951 and 1952 and was named the UW's MVP in those two seasons, as well. Nicholas was a Look Magazine second-team all-America choice in 1952. His 982 career points made him the all-time school scoring leader at the time of his graduation from the UW. Nicholas went on to serve as a member of the UW Board of Regents and is a member of the UW Athletic Hall of Fame. In 1995, Nicholas, along with his wife Nancy Johnson-Nicholas (also a UW graduate), gave \$10 million toward the construction of the Kohl Center. The Nicholas-Johnson Pavilion, adjacent to the Kohl Center, now bears their names.



WISCONSIN HISTORY

UW'S TITLES

NATIONAL

Helms Foundation, 1911-12
 Helms Foundation, 1913-14
 Helms Foundation, 1915-16
 Helms Foundation, 1940-41
 NCAA, 1941

BIG TEN

1907 1923
 1908 1924
 1912 1929
 1913 1935
 1914 1941
 1916 1947
 1918 2002
 1921

1948-49

Record: 12-10; Big Ten 5-7 (7th)
 Coach: Harold Foster

D 1 RiponW ...66-36
D 4 Marquette (OT)W ...67-63
D 9 MissouriW ...58-42
D 11 Loyola (IL)L ...37-40
D 13 Notre Dame.....L ...54-60
D 21 Southern California.....L ...31-36
D 23 UCLA.....W ...49-46
D 31 Marquette.....W ...60-34
J 3 Illinois.....L ...50-62
J 8 CreightonW ...75-39
J 10 Minnesota.....L ...33-47
J 15 IndianaW ...58-48
J 17 Ohio StateL ...54-57
F 5 IllinoisL ...54-61
F 7 Michigan.....L ...39-40
F 12 Northwestern (N1).....W ...56-52
F 14 Purdue.....L ...48-53
F 19 Iowa.....L ...60-61
F 21 NorthwesternW ...57-46
F 26 Western OntarioW ...79-45
F 28 IowaW ...70-47
M 5 MinnesotaW ...45-43

N1 — at Chicago Stadium

1949-50

Record: 17-5; Big Ten 9-3 (2nd)
 Coach: Harold Foster

D 3 MarquetteW ...63-48
D 6 Kansas StateW ...56-48
D 8 Oregon StateL ...36-49
D 10 Loyola (IL).....W ...68-55
D 13 Notre DameW ...56-48
D 17 Marquette.....W ...62-45
D 20 Missouri.....L ...48-50
D 28 Rutgers (N1).....W ...68-55
D 30 UCLAW ...54-52
J 2 IllinoisW ...59-50
J 7 Indiana.....L ...59-61
J 14 MichiganW ...53-41
J 16 MinnesotaW ...57-54
F 4 Ohio State.....L ...47-61
F 6 Michigan State.....W ...66-47
F 11 Northwestern (N2).....W ...66-59
F 13 Iowa (OT).....W ...66-62
F 18 IowaW ...53-44
F 20 PurdueW ...56-45
F 25 Illinois.....L ...58-76
F 27 NorthwesternW ...67-53
M 4 Minnesota.....W ...60-54

N1 — at Iowa City, Iowa
 N2 — at Chicago Stadium

1950-51

Record: 10-12; Big Ten 7-7 (T4th)
 Coach: Harold Foster

D 2 MarquetteW ...49-42
D 8 Loyola (IL)L ...51-54
D 11 Notre Dame.....L ...61-67
D 16 Marquette.....L ...58-61
D 18 Kansas State.....L ...58-77
D 19 St. Louis (OT).....L ...48-53
D 28 San Jose StateW ...75-59
J 1 Illinois (OT)L ...69-71
J 6 Michigan.....W ...61-52
J 8 Michigan State.....W ...53-52
J 13 Ohio State.....W ...74-67
J 15 NorthwesternW ...68-56
F 1 ButlerW ...60-35
F 3 Minnesota.....W ...47-44
F 5 Ohio StateW ...56-51
F 10 Illinois.....L ...52-63
F 12 Purdue.....L ...46-62
F 17 IowaL ...60-73
F 24 Michigan StateW ...35-29
F 26 MichiganL ...50-52
M 3 PurdueL ...61-64
M 5 Indiana.....L ...58-68

1951-52

Record: 10-12; Big Ten 5-9 (7th)
 Coach: Harold Foster

D 1 MarquetteW ...48-46
D 8 Notre DameL ...53-63
D 13 Loyola (LA)W ...66-47
D 17 St. LouisW ...55-54
D 22 Marquette.....L ...47-51
D 27 Oregon (N1).....W ...82-77
D 28 California (N1).....L ...49-68
J 5 PurdueL ...64-79
J 7 Illinois.....L ...49-53
J 12 Ohio StateW ...58-51
J 19 Northwestern.....W ...74-58
J 21 Michigan State.....L ...39-50
F 6 Butler.....W ...62-60
F 9 MinnesotaL ...47-54
F 11 Purdue.....L ...67-78
F 16 Michigan StateL ...55-57
F 18 Michigan.....L ...55-56
F 23 IndianaL ...48-63
F 25 MichiganW ...69-53
M 1 Ohio State.....L ...56-69
M 3 Iowa.....W ...78-75
M 8 IllinoisW ...58-48

N1 — at San Francisco

1952-53

Record: 13-9; Big Ten 10-8 (5th)
 Coach: Harold Foster

D 5 MarquetteW ...76-55
D 8 Loyola (LA).....W ...81-60
D 15 IowaW ...75-70
D 20 Purdue.....L ...59-65
D 26 CaliforniaW ...64-57
D 27 Oregon (N1).....L ...64-66
D 29 Iowa.....L ...66-83
J 3 PurdueW ...50-46
J 5 Minnesota.....L ...53-64
J 10 Illinois.....L ...61-71
J 12 MinnesotaW ...76-74
J 17 Northwestern.....W ...78-56
J 19 Ohio StateW ...64-51
F 7 IllinoisL ...61-65
F 9 Indiana.....L ...48-66
F 14 MichiganW ...75-63
F 16 IndianaL ...70-72
F 21 Michigan.....L ...74-52
F 23 Michigan State.....L ...45-53
F 28 Ohio State.....W ...69-63
M 7 NorthwesternW ...74-58
M 9 Michigan StateW ...58-51

N1 — at Iowa City, Iowa

1953-54

Record: 12-10; Big Ten 6-8 (T5th)
 Coach: Harold Foster

D 1 ButlerW ...70-54
D 4 Marquette.....W ...64-56
D 7 Loyola (IL).....W ...75-54
D 12 MissouriW ...64-53
D 14 OklahomaL ...65-69
D 19 LSU.....W ...82-66
D 21 Tulane (OT).....L ...55-57
D 28 DenverW ...67-48
J 2 PurdueW ...66-57
J 4 Indiana.....L ...67-70
J 9 Iowa.....L ...54-71
J 11 NorthwesternW ...64-47
J 16 IndianaL ...74-90
J 18 Michigan State.....W ...57-53
F 6 Ohio State.....W ...79-73
F 13 Illinois (OT)L ...64-70
F 15 MinnesotaL ...68-78
F 20 MichiganW ...77-56
F 22 Illinois.....L ...64-66
F 27 Purdue.....L ...66-71
M 1 Michigan StateW ...79-56
M 6 Minnesota.....L ...73-78

1954-55

Record: 10-12; Big Ten 5-9 (T6th)
 Coach: Harold Foster

D 4 Notre Dame.....L ...61-72
D 6 Western MichiganW ...80-68
D 11 Oklahoma.....W ...77-66
D 13 Missouri.....L ...56-67
D 18 LSUW ...107-68
D 20 TulaneL ...66-69
D 29 PrincetonW ...66-64
J 1 Illinois.....W ...79-64
J 3 IowaL ...69-86
J 8 Michigan State.....L ...77-94
J 10 Michigan.....L ...63-90
J 15 IndianaW ...77-66
J 17 Butler.....W ...57-53
F 5 Michigan StateL ...70-73
F 7 Indiana.....L ...58-65
F 12 Ohio StateW ...86-63
F 14 Purdue.....L ...63-75
F 19 IllinoisL ...71-99
F 21 MinnesotaL ...69-71
F 26 Northwestern.....L ...72-80
F 28 PurdueW ...75-73
M 5 Minnesota.....W ...78-72

1955-56

Record: 6-16; Big Ten 4-10 (T8th)
 Coach: Harold Foster

D 1 ButlerL ...63-67
D 5 Notre Dame.....W ...70-66
D 10 KansasL ...66-74
D 12 So. MethodistL ...62-75
D 19 NebraskaW ...71-52
D 28 Washington.....L ...53-54
D 29 California.....L ...55-62
D 30 Stanford.....L ...53-65
J 2 PurdueL ...66-78
J 7 IndianaL ...71-75
J 9 Illinois (8).....L ...77-96
J 14 Ohio State (7) (2OT).....L ...98-100
J 16 MichiganW ...69-58
F 4 Northwestern.....W ...79-55
F 6 IowaL ...74-78
F 11 MinnesotaL ...71-77
F 13 Indiana.....W ...69-67
F 18 Iowa.....L ...66-80
F 20 Ohio StateL ...71-79
F 25 Michigan.....L ...68-78
F 27 Michigan State.....L ...82-89
M 3 NorthwesternW ...76-70

1956-57

Record: 5-17; Big Ten 3-11 (9th)
 Coach: Harold Foster

D 1 South Dakota (OT)L ...56-58
D 3 Butler.....L ...50-54
D 8 Notre DameL ...55-75
D 10 Nebraska.....L ...51-53
D 15 Washington U.W ...41-38
D 20 Bradley.....L ...62-74
D 22 Kansas (1).....L ...62-83
D 29 YaleW ...64-46
J 5 Northwestern.....L ...54-75
J 7 Indiana.....L ...68-79
J 12 Illinois (10)L ...63-79
J 14 Michigan.....L ...62-71
J 19 IowaL ...47-70
J 21 Ohio StateL ...64-67
F 11 MichiganW ...70-65
F 16 Ohio State.....L ...50-63
F 18 Minnesota.....L ...53-85
F 23 IndianaL ...74-85
F 25 Michigan StateL ...62-78
M 2 Purdue.....L ...66-85
M 4 NorthwesternW ...82-69
M 9 Iowa.....W ...60-59

1957-58

Record: 8-14; Big Ten 3-11 (10th)
 Coach: Harold Foster

D 2 South DakotaW ...63-56
D 7 Notre DameL ...53-75
D 9 Washington U.....W ...43-33
D 16 RiceW ...67-62
D 19 ButlerW ...59-58
D 27 New Mexico (N1).....W ...61-59
D 28 Wyoming (N1).....L ...65-93
D 30 Utah.....L ...70-72
J 4 IllinoisL ...59-64
J 6 Michigan.....L ...49-70
J 11 Ohio StateW ...67-64
J 13 Illinois.....W ...71-70
J 18 Purdue.....L ...47-62
J 20 Michigan StateW ...66-52
F 8 MinnesotaL ...66-71
F 10 IndianaL ...87-93
F 15 PurdueL ...76-81
F 17 Iowa.....L ...61-74
F 22 Michigan State.....L ...59-93
F 24 Minnesota.....L ...63-71
M 1 Northwestern.....L ...65-82
M 3 MichiganL ...65-72

N1 — New Mexico Classic, Albuquerque

1958-59

Record: 3-19; Big Ten 1-13 (10th)
 Coach: Harold Foster

D 2 MarquetteL ...47-76
D 6 Rice.....L ...37-78
D 8 Southern Methodist.....L ...63-81
D 13 Notre DameW ...56-54
D 15 MissouriW ...68-60
D 19 WashingtonL ...48-62
D 20 California (N1).....L ...53-68
D 30 Butler.....L ...55-69
J 3 Minnesota.....L ...66-79
J 5 IllinoisL ...51-77
J 10 Purdue.....L ...61-84
J 12 MichiganL ...74-84
F 2 Michigan State (7)L ...57-88
F 7 Ohio State.....L ...72-78
F 9 PurdueW ...91-86
F 14 IowaL ...84-94
F 16 Illinois.....L ...54-93
F 21 MinnesotaL ...50-69
F 23 Michigan.....L ...63-87
F 28 NorthwesternL ...82-86
M 2 Michigan State (6).....L ...73-93
M 7 Indiana.....L ...71-97

N1 — at Iowa City, Iowa

WISCONSIN HISTORY

1959-60

Record: 8-16; Big Ten 4-10 (9th)
Coach: John Erickson

D 1	Butler	L	82-88
D 5	Iowa State	L	53-71
D 7	Notre Dame	L	58-78
D 12	Loyola (IL)	W	85-67
D 14	Missouri	L	66-78
D 19	Marquette	L	66-84
D 21	Stanford	W	61-60
D 26	Boston College (N1)	W	95-82
D 28	Canisius (N1)	L	65-80
J 2	Michigan State	L	79-91
J 4	Iowa	L	64-71
J 9	Purdue	L	69-99
J 11	Northwestern	L	69-77
J 27	North Dakota	W	92-80
J 30	Minnesota	L	72-86
F 6	Indiana	L	85-97
F 8	Ohio State (4)	L	69-106
F 13	Indiana	L	71-91
F 15	Iowa	W	63-58
F 20	Illinois	W	75-63
F 22	Michigan (OT)	W	88-82
F 27	Ohio State (2)	L	68-93
F 29	Northwestern	L	59-73
M 5	Purdue	W	89-80

N1 — Queen City Tournament, Buffalo, N.Y.

1960-61

Record: 7-17; Big Ten 4-10 (8th)
Coach: John Erickson

D 1	Butler	L	58-73
D 3	Air Force	W	80-67
D 5	Iowa State	L	76-88
D 10	Marquette	W	55-51
D 17	Bradley (2)	L	66-88
D 20	Nevada	W	89-56
D 28	Oregon State (N1)	L	54-56
D 29	Portland (N1) (OT)	L	71-79
D 30	Washington St. (N1)	L	72-78
J 7	Michigan State	W	74-71
J 9	Iowa (6)	L	68-76

J 28	Loyola (IL)	L	79-87
J 30	Ohio State (1)	L	68-100
F 4	Purdue	L	58-69
F 6	Illinois	L	73-77
F 11	Northwestern	L	52-54
F 13	Iowa (9)	L	61-63
F 18	Indiana	L	84-98
F 20	Minnesota	W	83-75
F 25	Ohio State (1)	L	74-97
F 27	Michigan	W	76-68
M 4	Northwestern	W	75-61
M 6	Indiana	L	69-80
M 11	Purdue	L	81-88

N1 — Far West Classic, Portland, Ore.

1961-62

Record: 17-7; Big Ten 10-4 (2nd)
Coach: John Erickson

D 2	South Dakota	W	99-63
D 4	Florida State	W	64-63
D 9	Cincinnati	L	67-86
D 11	Washington U.	W	91-63
D 16	Pacific	W	92-68
D 20	Marquette	L	75-92
D 26	Providence (N1)	W	95-84
D 28	Dayton (N1)	W	105-93
D 30	Cincinnati (N1) (2)	L	71-101
J 6	Iowa	W	91-79
J 8	Michigan State	W	83-78
J 23	North Dakota St.	W	102-50
J 27	Purdue	W	89-86
J 29	Illinois	W	85-81
F 3	Minnesota	W	94-88
F 5	Michigan	L	74-81
F 10	Michigan State	W	77-72
F 12	Indiana	W	105-94
F 17	Michigan	L	65-84
F 19	Illinois	W	103-101
F 24	Northwestern	W	65-64
F 26	Minnesota	L	90-92
M 3	Ohio State (1)	W	86-67
M 10	Iowa	L	64-81

N1 — ECAC Holiday Festival, New York City

1962-63

Record: 14-10; Big Ten 7-7 (6th)
Coach: John Erickson

D 1	Air Force	W	72-64
D 3	Arizona	L	46-51
D 8	Texas-El Paso	W	73-59
D 10	Indiana State	L	86-87
D 15	Miami (OH)	W	84-58
D 19	Marquette	W	76-58
D 22	UCLA	L	63-77
D 28	Utah (N1)	W	94-72
D 29	Marquette (N1)	W	70-56
J 5	Purdue	W	74-66
J 12	Michigan State	L	68-75
J 14	Iowa	L	56-65
J 26	St. John's (NY)	W	85-52
F 2	Minnesota	L	68-69
F 4	Michigan	W	81-78
F 9	Ohio State	L	70-94
F 11	Illinois (4)	W	84-77
F 16	Northwestern	W	78-65
F 18	Minnesota	L	48-72
F 23	Illinois (6)	L	77-89
F 25	Indiana	W	102-96
M 2	Michigan State (OT)	W	92-89
M 4	Iowa	W	75-69
M 9	Michigan	L	80-82

N1 — Milwaukee Classic

1963-64

Record: 8-16; Big Ten 2-12 (10th)
Coach: John Erickson

D 2	Kent	W	88-77
D 7	Ohio	L	76-77
D 10	Pittsburgh	W	85-83
D 14	Cincinnati (6)	L	60-65
D 17	Gonzaga	W	115-71
D 20	Kentucky (N1) (2)	L	85-108
D 21	Princeton (N1) (OT)	L	87-90
D 27	Dartmouth (N2)	W	94-68
D 28	Georgia Tech (N2)	W	104-84
J 4	Ohio State (8)	L	85-101
J 6	Michigan State	L	90-106
J 11	Northwestern	L	63-76
J 13	Iowa	W	79-61
J 28	Marquette	W	72-68
F 1	Minnesota	L	92-111
F 8	Purdue	W	81-80
F 11	Northwestern	L	64-72
F 15	Ohio State	L	74-92
F 17	Indiana (20T)	L	80-82
F 22	Michigan (2)	L	59-103
F 24	Indiana	L	82-108
F 29	Purdue	L	83-97
M 2	Minnesota	L	96-105
M 7	Illinois	L	73-97

N1 — Kentucky Invitational, Lexington
N2 — Milwaukee Classic

1964-65

Record: 9-13; Big Ten 4-10 (8th)
Coach: John Erickson

D 1	Houston	W	76-65
D 8	Pittsburgh	W	80-63
D 12	Bowling Green	W	87-56
D 15	Illinois	L	56-70
D 18	Boston College (N1)	L	85-86
D 19	Marquette (N1)	L	61-62
D 26	Boston College (N2)	W	70-69
J 4	Iowa	L	62-92
J 9	Minnesota	L	57-81
J 11	Purdue	W	76-66
J 13	Marquette	L	58-59
J 30	Ohio State	L	86-98
F 1	Notre Dame	W	98-90
F 6	Ohio State	L	71-73
F 13	Purdue	L	74-83
F 16	Minnesota (9)	L	91-101

F 20	Indiana (7)	L	87-101
F 23	Northwestern (OT)	W	93-87
F 27	Michigan State	W	99-89
M 2	Michigan (1)	L	75-98
M 6	Northwestern	W	88-76
M 8	Indiana	L	73-92

N1 — Milwaukee Classic
N2 — Rainbow Classic, Honolulu

1965-66

Record: 11-13; Big Ten 6-8 (7th)
Coach: John Erickson

D 1	Nebraska	L	88-101
D 4	Notre Dame	W	97-79
D 11	Houston	L	57-82
D 14	Illinois	L	70-90
D 17	Washington (N1)	L	67-81
D 18	West Virginia (N1)	L	93-101
D 20	Montana	W	76-72
D 22	Cincinnati	L	74-87
D 29	Pennsylvania	W	84-70
J 3	Marquette	W	73-72
J 8	Iowa (7)	W	69-68
J 11	Illinois	L	64-80
J 27	Hardin-Simmons	W	83-63
J 29	Michigan	L	67-69
J 31	Ohio State (OT)	L	81-87
F 5	Michigan State	L	65-79
F 7	Indiana	W	79-78
F 12	Michigan (10)	L	102-120

F 19	Michigan State	W	78-77
F 21	Northwestern	L	65-76
F 26	Iowa	L	70-80
F 28	Northwestern	W	90-62
M 5	Purdue	W	69-68
M 7	Minnesota	W	87-74

— Milwaukee Classic

1966-67

Record: 13-11; Big Ten 8-6 (4th)
Coach: John Erickson


D 3	Cincinnati (10) (OT)	L	70-77
D 10	Bowling Green	L	69-81
D 13	Iowa State	W	80-73
D 16	Fordham (N1)	W	67-66
D 17	South Carolina (N1)	W	88-84
D 19	Illinois	L	74-87
D 28	UCLA (N2) (1)	L	56-100
D 29	Michigan (N2)	L	88-98
D 30	Arizona (N2)	W	104-77
J 4	Marquette	L	60-66
J 7	Purdue	W	79-76
J 10	Michigan	W	98-90
J 25	South Dakota	W	94-53
J 28	Michigan State	L	61-68
F 4	Ohio State (OT)	L	84-90
F 11	Indiana	L	81-93
F 14	Minnesota	W	85-75
F 18	Iowa (30T)	W	96-95
F 21	Northwestern	W	110-94
F 25	Michigan State	W	68-64
F 28	Northwestern	L	82-91
M 4	Michigan (N3)	W	80-79
M 7	Iowa (OT)	L	87-90
M 11	Illinois	W	102-92

N1 — Milwaukee Classic
N2 — Los Angeles Classic
N3 — at Detroit

1967-68

Record: 13-11; Big Ten 7-7 (5th)
Coach: John Erickson

D 2	DePauw	W	90-68
D 5	Notre Dame	L	73-81
D 9	SMU	W	120-82
D 15	LSU (N1)	W	96-94
D 16	Marquette (N1)	W	70-62



Wisconsin Director of Athletics Pat Richter (No. 51, looking back to the right) was a 6-5 center who earned a basketball scholarship at the UW and was a three-sport letterman during the early 1960s.



John Powless coached nine future NBA draft choices at Wisconsin, the most of any Badger coach.

WISCONSIN HISTORY

1969-70

Record: 10-14; Big Ten 5-9 (T6th)
Coach: John Powless

D 1 Ball StateW88-74
D 6 Southern Methodist.....W78-76
D 8 Kansas.....L60-76
D 13 Southern IllinoisL69-74
D 16 Iowa State.....L73-84
D 20 PittsburghW85-71
D 26 Utah State (N1).....W81-74
D 27 Marquette (N1).....L43-64
J 3 IllinoisL69-74
J 6 Purdue.....L74-90
J 10 IowaL74-92
J 13 MinnesotaW90-84
J 27 Marquette (7).....L51-60
J 31 Ohio (13)W72-69
F 3 Illinois (14).....W66-65
F 7 Michigan StateW89-79
F 10 Iowa (14).....L100-119
F 14 MichiganW84-74
F 17 IndianaL77-89
F 21 Northwestern.....L75-82
F 24 Ohio StateL86-98
F 28 Michigan.....W90-86
M 3 NorthwesternL82-87
M 7 Ohio State.....L87-96

N1 — Milwaukee Classic

1970-71

Record: 9-15; Big Ten 4-10 (T7th)
Coach: John Powless

D 1 Eastern IllinoisW ..102-84
D 5 Michigan TechW ..114-70
D 8 Pittsburgh.....L76-81
D 12 Loyola (LA)W94-83
D 15 Ohio.....L80-81
D 19 TulaneW96-77
D 29 Texas (N1).....W89-73
D 30 Marquette (N1) (3).....L69-72
J 9 MichiganL89-90
J 12 Illinois.....L82-84
J 16 Ohio State.....L69-83
J 19 NorthwesternW87-72
F 2 Marquette (1)L75-89
F 6 IowaL91-93
F 9 Southern Illinois.....L75-86
F 13 Northwestern.....L91-101
F 16 Ohio State (20)L71-79
F 20 Michigan State.....L78-97
F 23 IllinoisW88-84
F 27 Iowa.....W89-83
M 2 Indiana (T18) (20T)W94-87
M 6 Minnesota.....L98-104
M 9 PurdueL77-81
M 13 Michigan.....L73-93

N1 — Milwaukee Classic

1971-72

Record: 13-11; Big Ten 6-8 (T5th)
Coach: John Powless

D 1 Michigan TechW ..107-74
D 4 Tulane.....L70-72
D 6 Loyola (LA).....W67-66
D 8 DePauwW92-69
D 11 Northern MichiganW ..104-65
D 13 Florida TechW90-58
D 18 PittsburghW80-63
D 27 Marshall (N1) (17).....L83-85
D 28 Georgetown (N1).....W82-62
J 3 Marquette (2).....L60-72
J 8 IowaW81-80
J 11 Michigan State.....L76-83
J 15 Indiana (17) (OT).....W66-64
J 18 Minnesota (17)L59-65
F 5 Ohio State (9).....L69-79
F 12 Indiana (OT)L76-84
F 15 Purdue.....W84-65
F 19 Minnesota.....L73-76

F 22 PurdueW66-60
F 26 Illinois.....L86-91
F 29 Michigan StateW ..101-74
M 4 NorthwesternL82-90
M 7 Michigan.....L70-93
M 11 IllinoisW97-84

N1 — Milwaukee Classic

1972-73

Record: 11-13; Big Ten 5-9 (9th)
Coach: John Powless

N 25 UCLA (PS 1).....L53-94
D 2 SIU-EdwardsvilleW ..100-74
D 4 Oral Roberts (12).....L76-90
D 9 South DakotaW87-63
D 19 West VirginiaW77-59
D 29 Yale#.....W90-64
D 30 Marquette# (3) (20T).....L73-75
J 3 Pittsburgh.....W72-70
J 6 Indiana (20)L64-78
J 8 Illinois.....L74-76
J 13 Minnesota (8).....L54-78
J 20 Michigan StateW93-80
J 22 Purdue (20).....L59-66
J 27 Northwestern.....L73-74
J 29 Minnesota (9)L64-81
F 3 Ohio StateW84-76
F 6 Marquette (7)L58-64
F 10 IllinoisW99-88
F 17 Iowa.....L76-100
F 20 Ohio.....W82-68
F 24 Indiana (10).....L55-57
F 26 Purdue (20)W71-63
M 3 MichiganW94-79
M 10 Michigan State (OT).....L78-79

— Milwaukee Classic

1973-74

Record: 16-8; Big Ten 8-6 (T4th)
Coach: John Powless

D 1 RollinsW77-55
D 3 California-DavisW97-53
D 8 North Dakota St.W88-60
D 15 DePauwW92-51
D 19 West Virginia.....W69-62
D 22 UW-MilwaukeeW73-46
D 28 SMU#.....W74-73
D 29 Marquette# (6) (OT).....L48-49
J 5 NorthwesternW87-53
J 9 OhioW69-68
J 12 Indiana (T13).....L51-52
J 19 IllinoisW101-75
J 26 Ohio StateW69-64
J 28 Michigan (20).....L75-83
F 2 Minnesota (OT).....L63-64
F 5 Marquette (6).....L58-59
F 9 IowaW113-87
F 11 Indiana (12)L63-81
F 16 Purdue.....L80-107
F 23 Ohio State.....W68-56
F 25 Michigan (17)L74-79
M 2 Michigan StateW87-80
M 4 Iowa.....W74-58
M 9 Northwestern.....W77-62

— Milwaukee Classic

1974-75

Record: 8-18; Big Ten 5-13 (8th)
Coach: John Powless

N 30 OhioW71-62
D 4 St. Mary's (CA)L60-62
D 7 Iowa StateW86-84
D 18 StanfordL67-89
D 21 BrownW79-68
D 27 Virginia (N1).....L78-86
D 28 Georgia (N1) (OT).....L89-91
J 2 MinnesotaL46-61
J 4 Northwestern.....L66-69

J 11 Purdue.....L49-88
J 13 Illinois.....L56-72
J 18 Ohio StateL67-69
J 20 Indiana (1)L69-89
J 25 Michigan State.....L87-105
J 27 Michigan (OT).....L73-75
F 1 Iowa (OT)W86-85
F 4 Marquette (11)L63-69
F 8 PurdueL64-69
F 10 IllinoisW76-70
F 15 Ohio State.....L70-76
F 17 Indiana (1).....L58-93
F 22 Michigan StateW ..103-96
F 24 MichiganW70-68
M 1 Iowa.....L68-75
M 3 Minnesota.....L58-65
M 8 NorthwesternW94-70

N1 — Milwaukee Classic

1975-76

Record: 10-16; Big Ten 4-14 (9th)
Coach: John Powless

N 29 DePauwW ..105-63
D 3 North Dakota St.W87-79
D 6 Loyola (IL)W88-73
D 8 Northern IllinoisW97-77
D 13 Northern Mich.W92-59
D 16 Marquette (7).....L54-78
D 29 Stanford (N1).....W70-64
D 30 Marquette (N1) (4).....L66-82
J 3 Michigan StateW70-63
J 5 Ohio State (OT)W82-81
J 8 Michigan (16)L81-106
J 10 Purdue.....L72-87
J 12 Illinois.....L61-71
J 17 IowaL71-81
J 19 MinnesotaL84-96
J 24 Northwestern.....L60-62
J 31 Indiana (1).....L61-114
F 2 Michigan (16).....L86-107
F 7 PurdueL74-85
F 9 IllinoisL59-70
F 14 Iowa.....L82-96
F 16 Minnesota.....L74-98
F 21 NorthwesternL77-90
F 26 Indiana (1)L67-96
M 1 Ohio State.....W91-79
M 6 Michigan State.....W86-82

N1 — Milwaukee Classic

1976-77

Record: 11-16; Big Ten 7-11 (T7th)
Coach: Bill Cofield

N 27 Kentucky (6).....L64-72
D 2 St. Mary's (CA)W82-76
D 6 DePaulW68-66
D 11 Stanford.....L66-70
D 13 Northern Illinois.....L57-81
D 15 Loyola (IL)W71-68
D 27 Boston College (N1).....W74-66
D 28 Marquette (N1) (12).....L57-64
J 6 Michigan State.....L61-84
J 8 Michigan (6).....L63-66
J 13 Ohio StateL58-60
J 15 IndianaL64-79
J 20 NorthwesternW61-60

HISTORIC HOUSE

The UW Field House, the home of Wisconsin basketball for 69 years, is listed in the National Register and State Register of Historic Places.

J 22 Minnesota (13) %W64-82
 J 24 Purdue (18)L71-81
J 27 Michigan (7)L64-69
J 29 Mich. St. (30T)W87-83
 F 3 IllinoisL72-82
 F 5 IowaL73-90
F 10 PurdueW76-74
F 12 IllinoisW62-50
 F 19 NorthwesternL88-98
F 21 Marquette (19)L58-73
 F 24 IndianaW66-64
 F 26 Ohio State (OT)L80-82
M 3 Minnesota (9) %W61-64
M 5 Iowa (20T)L93-94
 N1 — Milwaukee Classic
 % — Game later forfeited by Minnesota

1977-78

Record: 8-19; Big Ten 4-14 (T9th)
 Coach: Bill Cofield
D 1 UW-MilwaukeeW72-66
D 3 CanisiusW96-70
 D 7 George WashingtonL74-77
 D 9 Providence (14)L62-73
 D 12 Iowa StateL73-82
D 14 DePaulL62-85
D 29 Loyola (IL)W71-70
D 31 N. Illinois (OT)W74-73
 J 5 Ohio StateL61-77
 J 7 Michigan State (12)L63-74
J 12 PurdueL70-79
J 14 IndianaW78-65
 J 19 MichiganL64-83
J 21 MinnesotaL51-61
J 28 NorthwesternL85-93
 J 30 IowaL73-88
 F 2 IllinoisL71-74
F 4 IowaW82-72
 F 9 MinnesotaL55-64
F 11 IllinoisW80-73
 F 14 Marquette (1)L64-75
F 16 MichiganL66-68
 F 18 NorthwesternW81-80
 F 23 IndianaL54-58
 F 25 PurdueL78-87
M 2 Michigan State (6)L75-89
M 4 Ohio StateL78-83

1978-79

Record: 12-15; Big Ten 6-12 (T8th)
 Coach: Bill Cofield
N 24 UW-MilwaukeeW74-55
 N 28 St. John's (NY)W73-68
D 1 Long Island (N1)W89-70
D 2 St. Louis (N1)W66-63
D 9 Loyola (IL)W79-74
 D 16 DePaulL78-84
D 23 Marquette (16)W65-52
 D 28 Louisville (N2) (16)L53-70
 D 29 Oral Roberts (N2)L69-102
 J 4 Michigan State (1)L55-64
 J 6 Ohio StateL71-82
J 11 NorthwesternW95-82
J 13 MichiganW77-66
J 18 Illinois (8)L74-81
 J 20 MinnesotaL72-82
 J 25 IndianaL61-82
 J 27 PurdueL60-73
F 1 Iowa (15)L64-70
F 3 PurdueL48-54
F 8 MinnesotaL72-74
 F 10 Iowa (14)L65-79
 F 15 IllinoisL64-81
F 17 Indiana (OT)L62-68
 F 22 MichiganW66-65
 F 24 NorthwesternW72-70
M 1 Ohio StateW76-73
M 3 Michigan St. (4)W83-81
 N1 — Wisconsin Invitational, Madison
 N2 — Holiday Classic, Louisville, KY

1979-80

Record: 15-14; Big Ten 7-11 (8th)
 Coach: Bill Cofield
N 30 Okla. City (N1)W99-92
D 1 E. Tenn. St. (N1)W68-56
 D 5 DePaul (10)L77-90
D 8 AlabamaL62-66
D 12 Eastern MichiganW69-57
 D 15 MarquetteW57-56
D 22 Cleveland StateW103-78
D 23 Morgan StateW94-42
 D 27 Nebraska (N2) (OT)L82-83
 D 29 Nevada (N2)W86-61
 D 30 Army (N2)W78-54
J 3 NorthwesternW75-66
J 5 Indiana (11)W52-50
 J 10 Minnesota (OT)L76-82
 J 12 Iowa (12)L65-66
 J 17 Michigan StateL61-62
J 19 IllinoisL64-69
J 24 Purdue (14) (OT)L60-73
 J 26 Ohio State (4)W72-71
J 31 Michigan (OT)L69-73
F 2 Ohio State (6)W70-67
 F 7 IllinoisL50-67
 F 9 MichiganL59-68
F 14 Michigan StateW80-66
 F 16 Purdue (15)L61-69
F 21 IowaW62-58
F 23 MinnesotaW70-55
 F 28 Indiana (13)L52-61
 M 1 NorthwesternL50-53
 N1 — Wisconsin Invitational, Madison
 N2 — Rainbow Classic, Honolulu

1980-81

Record: 11-16; Big Ten 5-13 (9th)
 Coach: Bill Cofield
 D 1 AlabamaL75-90
D 5 Kentucky St. (N1)W77-65
D 6 UW-GB (N1) (20T)W68-66
D 9 Ball StateW85-72
 D 12 Davidson (N2)L63-67
 D 13 UNC-Charlotte (N2)W71-63
D 22 Texas SouthernW58-49
D 31 Central MichiganW69-62
 J 8 Minnesota (19)L60-76
 J 10 NorthwesternL48-50
J 15 Iowa (14)L66-76
J 17 PurdueL69-71
J 22 Michigan StateW63-62
 J 24 Illinois (15)W54-45
 J 29 Ohio StateL67-71
J 31 Michigan (17)L67-74
 F 5 Indiana (17)L64-89
 F 7 Michigan (14)L64-71
F 12 Illinois (17)L65-84
F 14 Indiana (20)L52-59
 F 19 Michigan StateL65-74
F 21 Ohio StateW77-63
 F 26 PurdueL61-72
 F 28 Iowa (8)L75-96
M 5 NorthwesternW60-57
M 7 Minnesota (OT)W60-58
M 10 MarquetteL53-64
 N1 — Wisconsin Invitational, Madison
 N2 — First Union Classic, Charlotte, N.C.

1981-82

Record: 6-21; Big Ten 3-15 (10th)
 Coach: Bill Cofield
D 4 UIC (N1)L66-74
D 5 UW-Green Bay (N1)W77-65
 D 9 Central MichiganL68-71
D 12 Ball StateW71-70
D 21 Northern IowaW65-53
 D 27 Oregon (N2)L82-85
 D 28 Tennessee (N2)L67-79
 D 29 Iowa State (N2)L79-103

J 7 MichiganW65-63
 J 9 Ohio StateL59-67
J 14 NorthwesternL55-61
J 16 Iowa (5)L62-78
J 21 Minnesota (5)L57-78
 J 23 Michigan StateL58-68
J 28 IndianaL56-62
 J 30 PurdueL67-81
 F 4 IllinoisL54-88
F 6 PurdueL46-55
 F 11 Minnesota (9)L60-71
F 13 IllinoisL60-68
 F 18 Indiana (20)L57-88
F 20 Michigan StateW65-60
 F 25 Iowa (11)L55-79
 F 27 NorthwesternW61-60
M 4 Ohio StateL75-77
M 6 MichiganL84-91
 M 9 MarquetteL64-94
 N1 — Wisconsin Invitational, Madison
 N2 — Far West Classic, Portland, Ore.

1982-83

Record: 8-20; Big Ten 3-15 (10th)
 Coach: Steve Yoder
N 27 Washington StateL64-66
N 29 ToledoW79-71
D 1 Northern IowaW76-69
D 4 Kansas StateW64-52
 D 8 Ball StateL66-76
D 11 Central MichiganW83-67
 D 20 Northern Illinois (N1)W58-55
 D 28 Georgetown (N2) (10)L43-71
 D 29 USC (N2)L76-86
J 6 Purdue (20)L64-80
J 8 IllinoisL54-61
 J 13 Michigan StateL66-86
 J 15 MichiganL57-62
J 20 NorthwesternW49-45
J 22 Iowa (10)W65-62
J 29 Minnesota (16)L58-65
 F 3 Indiana (6)L73-83
 F 5 Ohio StateL69-82
F 9 Ohio StateL65-68
F 12 Indiana (4)L56-75
F 17 MarquetteL62-68
 F 19 MinnesotaL71-78
 F 24 Iowa (17)L63-93
 F 26 Northwestern (N3)L57-64
M 2 MichiganW82-70
M 5 Michigan StateL65-91
 M 10 IllinoisL64-71
 M 12 PurdueL64-79
 N1 — at Metro Centre, Rockford, Ill.
 N2 — Winston Tire Classic, Los Angeles
 N3 — at Alumni Hall (DePaul), Chicago

1983-84

Record: 8-20; Big Ten 4-14 (10th)
 Coach: Steve Yoder
N 26 Florida A&MW100-56
 D 1 Northern IowaL59-60
D 3 Southern IllinoisW78-72
D 5 Nebraska (20T)L69-71
D 7 Northern IllinoisW90-68
 D 10 Kansas StateL64-71
 D 20 ToledoL60-73
 D 29 Oklahoma State (N1)L84-89
 D 30 Yale (N1)W87-77
 J 5 PurdueL65-84
J 7 Illinois (14) (OT)L62-63
J 12 Michigan StateW81-74
J 14 MichiganW71-64
 J 19 Northwestern (OT)W61-60
 J 21 IowaL62-75
 J 25 MinnesotaL62-75
F 2 Ohio StateL74-85
F 4 IndianaL67-81
 F 9 IndianaL64-74
 F 11 Ohio StateL65-71

EXHIBITION GAMES

Wisconsin has, for years, squared off in one or two exhibition games as a tune-up for the regular season. Below is a listing of those contests.

11/13/01	Ath. in Action	W	82-57
11/10/01	EA Sports	W	95-64
11/4/00	BWBA	W	73-59
11/1/00	Ath. in Action	W	69-66
11/8/99	Ath. in Action	W	73-54
11/6/99	Calif. All-Stars	W	99-65
11/9/98	Calif. All-Stars	W	67-40
11/5/98	Ath. in Action	W	80-71
11/10/97	Ath. in Action	W	54-51
11/5/97	Yugoslavia	W	64-48
11/13/96	Australian Select	W	78-65
11/8/96	Ath. in Action	W	75-63
11/15/95	Marathon	W	84-68
11/7/95	Georgia Select	W	79-33
11/20/94	Marathon Oil	W	91-73
11/8/94	Croatia Nat'l's	W	81-62
11/21/93	Marathon	W	106-84
11/16/93	Slovakia Und.-22	W	99-20
11/22/92	Marathon	W	98-91
11/17/92	Russian Nationals	L	81-87
11/17/91	Brazil Ripasa	W	64-62
11/7/91	Ath. in Action	W	103-95
11/18/90	Marathon	W	94-77
11/8/90	Ukraine Nat'l's	W	91-74
11/19/89	Brazil	W	86-74
11/16/88	Victoria All-Stars	W	84-62
11/19/87	Brandon (Canada)	W	80-56
11/11/86	Poland	L	72-74
11/6/85	Czechoslovakia	W	103-83
11/21/84	Yugoslavia (Zadar)	W	76-67
11/9/83	Yugoslavia	L	59-83
11/11/82	Windsor (Canada)	W	94-58
11/16/81	China	W	88-81
11/13/80	Team Fiat	W	77-70
11/12/79	Yugoslavia	L	70-93
11/19/75	Windsor (Canada)	W	99-68
12/15/71	Australia	W	90-78
1/4/71	Australia	W	94-63

All-time Record: 34-4

F 15 MinnesotaL67-68
F 16 MarquetteL59-74
F 23 IowaL55-63
F 26 NorthwesternW54-47
 M 1 MichiganL75-84
 M 3 Michigan StateL59-78
M 6 Purdue (11)L48-61
 M 10 Illinois (7)L57-81
 N1 — Merrill Lynch Classic, Dayton, Ohio

1984-85

Record: 14-14; Big Ten 5-13 (9th)
 Coach: Steve Yoder
N 25 Morgan StateW93-78
D 1 Washington StateW61-59
D 3 Kentucky StateW88-74
D 6 South DakotaW96-56
D 8 Central MichiganW74-63
 D 12 NebraskaL51-53
D 14 DartmouthW90-70
 D 22 Northern Illinois (N1)W83-71
 D 28 Texas A&M (N2)W71-69
 D 29 New Mexico (N2)W83-74
 J 5 NorthwesternW52-51
 J 9 Ohio StateL88-99

WISCONSIN HISTORY

J 12 Indiana (11)L68-90
 J 17 Illinois (11)L67-78
 J 19 PurdueL68-72
 J 24 MinnesotaL62-72
 J 26 IowaL65-105
 J 31 Michigan StateL68-77
 F 2 Michigan (10)L81-94
 F 7 IndianaL54-58
 F 9 Ohio StateW92-78
 F 14 PurdueL52-67
 F 16 Illinois (17)L49-68
 F 20 Iowa (14)W54-53
 F 24 MinnesotaW65-61
 F 28 Michigan (3)L68-88
 M 2 Michigan StateL63-83
 M 9 NorthwesternW61-53
 N1 — at Metro Centre, Rockford, Ill.
 N2 — Lobo Invitational, Albuquerque, N.M.

1985-86

Record: 12-16; Big Ten 4-14 (9th)
 Coach: Steve Yoder
 N 22 South CarolinaW68-65
 N 27 Cal. State-LAW104-88
 N 30 MarquetteW75-74
 D 2 San Francisco St.W90-61
 D 5 East Texas StateW82-60
 D 7 Miami (FL)W88-66
 D 9 Washington StateW74-68
 D 12 Northern IllinoisW76-67
 D 27 Boston College (N1)L72-74
 D 28 Princeton (N1)L49-54
 J 4 NorthwesternW57-52
 J 9 Ohio StateL61-78
 J 11 IndianaL69-80
 J 16 IllinoisL54-73
 J 19 Purdue (19)L73-100
 J 23 MinnesotaL65-67
 J 25 IowaW69-63
 J 30 Michigan StateL81-83
 F 1 Michigan (9)L64-91
 F 6 Indiana (18)L69-78
 F 8 Ohio StateL71-73
 F 13 PurdueL78-80
 F 15 IllinoisL74-82
 F 20 IowaL48-101
 F 22 MinnesotaW70-64
 F 26 Michigan (10)L74-97
 M 2 Michigan State (17) ..L71-84
 M 9 NorthwesternW70-68
 N1 — Fiesta Bowl Classic, Tucson, Ariz.

1986-87

Record: 14-17; Big Ten 4-14 (8th)
 Coach: Steve Yoder
 N 28 Nebraska-OmahaW86-47
 N 29 South FloridaW65-51
 D 1 MarquetteL71-84
 D 4 South CarolinaW47-45
 D 6 Central MichiganL66-80
 D 8 Miami (FL)W65-54
 D 10 North Dakota St.W81-76
 D 11 Northern Illinois (N1)W95-63
 D 22 Eastern IllinoisW72-68
 D 23 Kentucky StateW87-59
 D 27 Hawaii (N2)W82-77
 D 29 California (N2)W66-63
 D 30 Pittsburgh (N2) (17)L82-98
 J 3 MinnesotaL67-69
 J 5 Iowa (2)L63-78
 J 8 Illinois (12)L66-68
 J 10 Purdue (6)L48-57
 J 15 Indiana (4)L65-103
 J 17 Ohio StateL66-81
 J 22 Michigan StateL78-81
 J 24 MichiganL78-84
 J 31 NorthwesternW62-57
 F 5 Purdue (7)L62-70
 F 7 Illinois (14)L74-99
 F 12 Ohio StateL69-83

F 16 Indiana (2) (30T)L85-86
 F 18 MichiganL64-77
 F 21 Michigan StateW65-63
 M 1 NorthwesternW76-59
 M 5 MinnesotaW69-52
 M 8 Iowa (6)L71-81
 N1 — at Metro Centre, Rockford, Ill.
 N2 — Rainbow Classic, Honolulu

1987-88

Record: 12-16; Big Ten 6-12 (7th)
 Coach: Steve Yoder
 N 28 South FloridaW58-55
 D 1 N. Illinois (N1)W87-77
 D 3 Eastern IllinoisL52-59
 D 5 ButlerW92-80
 D 8 Southern IllinoisL76-80
 D 10 MarquetteW66-55
 D 12 Loyola (IL)L75-78
 D 28 UNLV (15) (N2)L65-102
 D 29 Northern Iowa (N2)W64-56
 J 3 Wash. St. (N1)W80-65
 J 7 Mich. St. (20T)W78-72
 J 9 Ohio StateW64-63
 J 14 Indiana (15)L53-55
 J 16 Illinois (20)L65-80
 J 21 Michigan (7)L54-65
 J 25 Iowa (16)L89-104
 J 30 NorthwesternW80-59
 F 3 Purdue (6)L62-86
 F 8 MinnesotaL62-71
 F 11 Michigan (12)L67-80
 F 13 Ohio StateL53-78
 F 21 IllinoisL65-85
 F 24 IndianaL74-84
 F 28 Minnesota (N1)W81-70
 M 3 Purdue (2)L56-84
 M 5 NorthwesternW74-69
 M 10 Iowa (15)L70-103
 M 12 Michigan StateW71-69
 N1 — Played at Dane County Coliseum
 N2 — Rebel Classic, Las Vegas

1988-89

Record: 18-12; Big Ten 8-10 (T6th)
 Coach: Steve Yoder
 N 26 OregonW74-47
 N 28 Ferris StateW98-61
 D 2 Maine (N1)W89-72
 D 3 Marquette (N1)W70-55
 D 5 Eastern IllinoisW52-44
 D 7 Loyola (IL)L76-90
 D 10 ButlerW63-53
 D 14 DenverW89-34
 D 30 Eastern MichiganW84-69
 J 4 MinnesotaW75-67
 J 7 Ohio State (14)L70-73
 J 12 Illinois (2)L80-103
 J 14 PurdueL62-68
 J 19 Indiana (19) (OT)L58-61
 J 21 Michigan (6)W71-68
 J 26 Iowa (12)L70-78
 J 28 NorthwesternW59-58
 F 2 Michigan St. (OT)W69-64
 F 8 MinnesotaL58-59
 F 11 Iowa (8)W65-54
 F 15 NorthwesternW72-60
 F 18 Illinois (5)W72-52
 F 22 MarquetteW61-50
 F 25 Michigan (13)L70-92
 M 2 PurdueL60-65
 M 4 Ohio StateW77-65
 M 9 Indiana (6)L64-75
 M 11 Michigan StateL61-70
 National Invitation Tournament
 (Madison, Wis.)
 M 15 New OrleansW63-61
 M 20 St. LouisL68-73
 N1 — First Bank Classic, Milwaukee

1989-90

Record: 14-17; Big Ten 4-14 (T8th)
 Coach: Steve Yoder
 N 24 E. Michigan (N1)L52-71
 N 25 W. Kentucky (N1)W73-62
 N 26 Bradley (N1)W63-57
 N 28 North Dakota St.W81-55
 D 1 Gonzaga (N2)W63-58
 D 2 Marquette (N2) (OT)W63-58
 D 4 Washington StateL52-55
 D 7 Western IllinoisW69-42
 D 9 ButlerW75-59
 D 15 RollinsW68-46
 D 28 Georgia (N3)L64-65
 D 29 Manhattan (N3)W63-48
 J 4 Illinois (4)L59-73
 J 6 Michigan StateL61-64
 J 11 Iowa (OT)W73-69
 J 13 Ohio StateL53-68
 J 17 Purdue (24)L54-56
 J 22 Minnesota (21)W77-75
 J 25 Illinois (10)L63-66
 J 27 NorthwesternL85-87
 F 1 Indiana (22)L61-85
 F 3 Michigan (4)L63-77
 F 8 Michigan State (23)L57-60
 F 10 IowaW80-71
 F 15 Ohio StateL58-68
 F 17 Purdue (12)L55-62
 F 19 MarquetteW82-65
 F 22 Minnesota (18)L67-68
 M 1 NorthwesternW65-50
 M 3 IndianaL68-70
 M 8 Michigan (13)L64-94
 N1 — San Juan Shootout, San Juan, P.R.
 N2 — First Bank Classic, Milwaukee
 N3 — Tribune Classic, Tempe, Ariz.


1990-91

Record: 15-15; Big Ten 8-10 (7th)
 Coach: Steve Yoder
 N 24 Oregon (OT)W72-70
 N 29 San Francisco St.W72-53

D 1 Southern MethodistW65-49
 D 4 MarquetteL58-69
 D 8 Southern IndianaL66-78
 D 11 NebraskaL63-75
 D 15 Butler (20T)L88-94
 D 22 Texas-ArlingtonW105-74
 D 31 Tennessee TechW71-65
 J 5 PortlandW74-50
 J 7 MinnesotaW72-62
 J 10 Michigan StateL50-65
 J 12 Ohio State (4)L60-92
 J 17 Iowa (24)W69-42
 J 19 Michigan (OT)L68-69
 J 24 NorthwesternW74-57
 J 26 PurdueW66-44
 J 30 Indiana (4)L57-73
 F 2 IllinoisL62-70
 F 9 Mich. St. (25) (20T)W84-78
 F 14 Ohio State (2)L71-73
 F 16 IowaW56-55
 F 21 MichiganL62-65
 F 24 NorthwesternW79-76
 F 28 PurdueL62-69
 M 2 Indiana (5)L61-74
 M 6 IllinoisW85-77
 M 9 MinnesotaL70-80
 National Invitation Tournament
 (Madison, Wis.)
 M 13 Bowling Green (OT)W87-79
 M 18 StanfordL72-80

1991-92

Record: 13-18; Big Ten 4-14 (9th)
 Coach: Steve Yoder
 N 23 Loyola (IL)W89-67
 N 25 SE Missouri St. (OT)W82-71
 N 30 PortlandW96-87
 D 3 SMUL64-66
 D 5 C. Conn. St.W80-54
 D 7 Coastal CarolinaW91-57
 D 11 NebraskaL67-86
 D 13 Sam Houston St.W98-75
 D 21 HowardW64-57
 D 27 Washington St. (N1)L51-73
 D 29 Navy (N1)W93-58



Danny Jones led the Badgers to the NIT in 1989, beginning a stretch of 10 postseason appearances in 14 years for Wisconsin.



Stu Jackson's 1994 team, led by Tracy Webster, advanced to the NCAA tournament, the first appearance for UW since 1947.

D 30	Fresno State (N1)L68-71
J 4	MarquetteW81-63
J 8	NorthwesternW69-67
J 11	Indiana (10)L63-79
J 15	MinnesotaL48-49
J 22	IllinoisL67-74
J 25	Michigan (16)L83-98
J 29	IowaL66-73
F 2	PurdueW79-69
F 5	Ohio State (8)L72-86
F 8	Michigan St. (11)L64-79
F 12	Michigan State (12)L61-76
F 15	Ohio State (8)L63-67
F 20	IllinoisW92-78
F 26	Michigan (17)W96-78
F 29	PurdueL51-61
M 4	MinnesotaL57-76
M 7	IowaL65-70
M 12	Indiana (4)L41-66
M 14	NorthwesternL65-76
N1 — at Rainbow Classic, Honolulu			

1992-93

Record: 14-14; Big Ten 7-11 (T8th)
Coach: Stu Jackson

D 1	Loyola (IL)L66-68
D 5	UW-Green BayW70-65
D 8	Bethune-CookmanW75-50
D 12	UW-MilwaukeeL72-77
D 14	Charleston SouthW101-72
D 23	Detroit MercyW108-86
D 29	Alcorn StateW110-81
D 31	FairfieldW76-55
J 2	MarquetteW77-67
J 9	Michigan (3)L73-98
J 13	Purdue (17)L60-76
J 16	Minnesota (19)W79-70
J 20	Ohio State (24)W76-67
J 23	Michigan State (21)W67-66
J 27	IllinoisL72-80
J 30	Penn StateW75-68
F 3	NorthwesternW101-87
F 10	Michigan (4)L66-85
F 13	Purdue (18) (20T)L87-90
F 18	MinnesotaL71-85
F 20	Ohio StateL70-80
F 24	Michigan StateW65-62
F 28	IllinoisW74-66
M 3	Penn StateL58-62
M 6	NorthwesternL89-100
M 10	Iowa (17)L65-91
M 14	Indiana (2)L80-87
National Invitation Tournament (Madison, Wis.)			
M 17	RiceL73-77

1993-94

Record: 18-11; Big Ten 8-10 (7th)
Coach: Stu Jackson

N 27	UW-MilwaukeeW106-84
D 4	Loyola MarymountW103-67
D 8	UW-Green BayW64-50
D 11	Texas TechW91-88
D 13	Eastern MichiganW94-68
D 23	Miss. Valley St.W115-79
D 27	StanfordW80-73
D 29	GramblingW103-83
J 2	Marquette (24)W71-52
J 6	Penn StateW71-56
J 8	Ohio StateW69-55
J 12	Minnesota (18)L53-90
J 15	Purdue (9)W75-69
J 19	Michigan StateL60-70
J 25	IllinoisW66-56
J 29	Michigan (15)L75-79
F 2	Michigan StateW87-62
F 5	Ohio StateL57-73
F 9	Penn StateW77-64
F 12	Minnesota (23)L78-109
F 16	Purdue (9)L64-67
F 19	NorthwesternL71-75
F 27	IllinoisL65-76
M 2	Michigan (3)W71-58
M 5	NorthwesternL54-66
M 9	IowaW95-71
M 12	Indiana (18)L65-78
NCAA Tournament (West Regional, Ogden, Utah)			
M 17	Cincinnati (25)W80-72
M 19	Missouri (5)L96-109

1994-95

Record: 13-14; Big Ten 7-11 (9th)
Coach: Stan Van Gundy

N 26	Wright StateW86-63
N 30	UW-Green BayW61-57
D 3	Texas TechW70-65
D 6	ValparaisoW69-51
D 10	Eastern MichiganL76-92
D 14	UW-MilwaukeeW90-64
D 23	Loyola-Mary.W75-60
D 27	StanfordL78-95
D 31	MarquetteL65-80
J 4	Michigan St. (14)L64-78
J 7	Indiana (21)L70-73
J 11	Ohio StateW81-59
J 14	MinnesotaW74-67
J 21	IowaL84-96
J 26	Penn StateL67-78
J 28	NorthwesternW97-73

F 1	MichiganL58-62
F 4	IllinoisW73-60
F 11	MichiganW70-65
F 15	NorthwesternW70-56
F 18	Penn StateL67-74
F 22	IowaL77-84
F 26	Purdue (21)L56-66
F 28	MinnesotaL70-78
M 4	Ohio StateW80-69
M 8	IndianaL70-72
M 11	Michigan State (9)L72-97

1995-96

Record: 17-15; Big Ten 8-10 (8th)
Coach: Dick Bennett

N 20	Villanova (N1) (3)L58-66
N 21	UCLA (N1) (4)L57-68
N 22	Chaminade (N1)W104-66
N 28	NE IllinoisW89-55
D 2	Temple (OT)W57-54
D 5	Wright StateW94-91
D 9	St. BonaventureL62-76
D 11	ProvidenceL57-58
D 14	ValparaisoW90-73
D 23	UW-MilwaukeeW94-63
D 28	Eastern IllinoisW105-70
D 31	MarquetteW55-46
J 3	Michigan (21)W51-46
J 7	Penn StateL50-79
J 10	IndianaL55-81
J 13	Iowa (11)W80-71
J 17	Michigan StateW61-48
J 20	NorthwesternL52-62
J 24	Minnesota (OT)W73-65
J 31	Ohio StateL55-63
F 3	IllinoisW57-56
F 7	Purdue (14)L42-75
F 10	Ohio StateW62-56
F 17	MinnesotaL66-70
F 21	NorthwesternL71-82
F 24	Michigan StateW73-52
F 28	Iowa (20)L54-69
M 2	IndianaL68-76
M 6	Penn State (16)W54-52
M 9	MichiganL51-65

National Invitation Tournament
(Madison, Wis.)

M 13	ManhattanW55-42
M 18	Illinois StateL62-77
N1 — Maui Invitational			

1996-97

Record: 18-10; Big Ten 11-7 (T4th)
Coach: Dick Bennett


N 23	Memphis (N1)W49-46
N 30	UNC-WilmingtonW68-35
D 4	Temple (OT)W64-57
D 7	BrownW52-30
D 10	UW-MilwaukeeW61-41
D 14	St. BonaventureW77-68
D 23	ProvidenceL57-59
D 26	Ball StateW74-59
D 31	MarquetteL52-59
J 2	Minnesota (15)L48-65
J 4	Indiana (12)W71-58
J 9	Michigan StateL50-58
J 11	IowaL53-78
J 18	Penn StateW64-45
J 22	PurdueL52-60
J 25	IllinoisW73-56
J 29	NorthwesternW65-53
F 1	Ohio StateL42-60
F 6	Michigan (13)W58-53
F 8	NorthwesternW56-44
F 12	Illinois (20)W62-45
F 15	PurdueW69-52
F 19	Penn StateW49-45
F 26	IowaW49-48
M 1	Michigan StateL49-68
M 5	Indiana (25)L66-70

M 8	Minnesota (2)W66-65
NCAA Tournament (East Regional, Pittsburgh, Pa.)			
M 14	TexasL58-71
N1 — at Ottawa, Ont.			

1997-98


Record: 12-19; Big Ten 3-13 (T9th)
Coach: Dick Bennett

N 14	MarquetteL60-65
N 18	Illinois State (24)W80-66
N 24	PepperdineL66-77
N 28	Pacific (N1)L48-55
N 29	Oklahoma (N1) (18)W75-64
N 30	Montana (N1)W78-61
D 6	Temple (20)L49-59
D 9	Toledo (OT)W73-68
D 13	Ball StateL56-68
D 20	Coppin StateW71-63
D 23	NevadaW62-53
D 27	Fresno StateL64-60
D 31	Michigan (18)L63-76
J 3	Ohio StateW64-59
J 8	Michigan StateL40-63
J 14	Penn StateW76-57
J 17	NorthwesternW56-33
J 21	IllinoisL48-62
J 25	IndianaL59-69
J 27	MinnesotaL48-58
J 31	Purdue (10)L59-82
F 3	Iowa (24)L76-79
F 7	Illinois (OT)L47-53
F 11	NorthwesternL39-47
F 14	Penn StateL69-75
F 18	UW-MilwaukeeW65-58
F 21	Michigan St. (14)L47-56
F 25	Ohio StateL56-61
F 28	Michigan (21)L70-76
Big Ten Tournament (United Center, Chicago, Ill.)			
M 5	Penn StateW52-51
M 6	Illinois (18)L61-66
N1 — Big Island Invitational, Hilo, Hawaii			



Sean Mason led the Badgers in scoring in both 1997-98 and 1998-99.

WISCONSIN HISTORY



Wisconsin defeated No. 14 Indiana at home in the regular-season finale in 2000, helping the Badgers earn a berth in the 2000 NCAA Tournament.

WISCONSIN HISTORY

2001-02

BIG TEN CO-CHAMPIONS

Record: 19-13, Big Ten 11-5 (T1st)

Coach: Dick Bennett/Brad Soderberg

N 17	UNLVL69-74
N 23	Hawaii-Hilo%W78-62
N 24	Weber State%L69-73
N 25	Hawaii%L57-60
N 28	Georgia Tech#L61-62
D 1	UW-Green Bay W 70-57
D 3	Temple (20T) L 67-70
D 8	OhioW77-71
D 10	XavierL48-57
D 15	Furman W 68-60
D 22	Marquette (14) W 86-63
D 27	UW-MilwaukeeW81-79
D 29	Tennessee W 65-62
J 2	IowaL57-69
J 5	Illinois W 72-66
J 9	Penn StateL49-51
J 12	Michigan State (25)W64-63
J 16	Minnesota W 73-64
J 19	Purdue W 77-66
J 23	Illinois (9)L48-80
J 26	Penn State W 66-63
J 30	NorthwesternL60-69
F 2	MichiganL53-64
F 6	Ohio State (16) (OT) W 94-92
F 9	Northwestern W 73-44
F 13	Indiana (22)W64-63
F 16	MinnesotaW67-62
F 19	Iowa W 64-56
F 27	Michigan W 74-54

Big Ten Tournament

(Conseco Fieldhouse, Indianapolis, Ind.)

M 8	IowaL56-58
-----	------	--------	------------

NCAA Tournament

(East Regional, Washington, D.C.)

M 15	St. John'sW80-70
------	------------	--------	------------

M 17	Maryland (4)L57-87
------	--------------	--------	------------

% — Big Island Invitational, Hilo, Hawaii

— ACC-Big Ten Challenge

Note: home games are listed in bold

1998-99

Record: 22-10; Big Ten 9-7 (T3rd)

Coach: Dick Bennett

N 14	Loyola Chicago W 66-29
N 16	UW-Milwaukee W 75-63
N 20	New Mexico St. (N1)L52-66
N 21	Virginia (N1)W66-56
N 22	Nebraska (N1)W78-41
N 28	Rhode IslandW65-59
D 2	Northern Illinois W 67-52
D 5	Illinois StateW71-54
D 9	Temple (16)W63-56
D 12	Pepperdine W 57-51
D 15	TexasW65-62
D 23	MarquetteW61-45
D 27	Fresno State W 87-65
D 30	MichiganL55-59
J 2	Ohio State (OT) L 74-78
J 6	Michigan St. (12) W 66-51
J 10	Purdue (9) W 61-56
J 13	Penn StateW61-58
J 16	NorthwesternW57-49
J 20	Illinois W 75-53
J 23	Iowa (14)W72-52
J 30	Minnesota (19) W 61-50
F 3	Indiana (21)L60-71
F 6	IllinoisL51-53
F 10	Northwestern W 57-45
F 13	Penn State W 73-63
F 21	Michigan State (4)L51-56
F 24	Ohio State (10)L54-63
F 27	Michigan L 39-51

Big Ten Tournament

(United Center, Chicago, Ill.)

M 5	Iowa (20)W74-50
-----	-----------	--------	------------

M 6	Michigan State (2)L41-56
-----	--------------------	--------	------------

NCAA Tournament

(East Regional, Charlotte, N.C.)

M 12	SW Missouri StateL32-43
------	-------------------	--------	------------

— Top of the World Classic, Fairbanks, Alaska

1999-2000

Record: 22-14, Big Ten 8-8 (6th)

Coach: Dick Bennett

N 12	Missouri (N1)W66-55
N 13	Syracuse (N1)L49-68
N 20	Ball State W 60-50
N 23	UW-MilwaukeeW69-49
N 30	Wake Forest (N2)L48-67
D 3	Rhode Island W 66-43
D 7	Texas (10) W 61-45
D 8	UW-Green Bay W 55-34
D 11	South FloridaL63-66
D 14	Northern IllinoisL51-55
D 23	Marquette W 86-74
D 29	Temple (17) W 62-44
J 5	Indiana (10)L67-71
J 8	Illinois (19) W 63-59
J 13	Ohio State (17) L 51-53
J 15	PurdueL52-63
J 19	Penn StateL61-76
J 22	Minnesota W 85-53
J 26	Purdue W 55-45
J 29	Iowa L 55-61
F 2	Ohio State (5)L48-51
F 5	MinnesotaW66-64
F 12	Michigan State (6) L 44-61
F 16	Michigan W 75-59
F 19	Michigan State (6)L54-59
F 23	IowaW54-45
M 1	NorthwesternW62-46
M 5	Indiana (14) W 56-53

Big Ten Tournament

(United Center, Chicago, Ill.)

M 9	NorthwesternW51-41
-----	--------------	--------	------------

M 10	Purdue (22)W78-66
------	-------------	--------	------------

M 11	Michigan State (5)L46-55
------	--------------------	--------	------------

NCAA Tournament

(West Regional, Salt Lake City, Utah and Albuquerque, N.M.)

M 16	Fresno StateW66-56
------	--------------	--------	------------

M 18	Arizona (4)W66-59
------	-------------	--------	------------

M 23	LSU (10)W61-48
------	----------	--------	------------

M 25	Purdue (25)W64-60
------	-------------	--------	------------

NCAA Final Four

(Indianapolis, Ind.)

A 1	Michigan State (2)L41-53
-----	--------------------	--------	------------

N1 — NABC Classic, Syracuse, N.Y.

N2 — ACC-Big Ten Challenge

2000-01

Record: 18-11, Big Ten 9-7 (5th)

Coach: Dick Bennett/Brad Soderberg

N 21	TennesseeL58-66
N 25	Northern Illinois W 68-64
N 29	Maryland #(13)(OT)W78-75
D 2	Xavier W 61-46
D 6	UW-Green BayW61-53
D 9	Ohio W 65-46
D 14	TempleW66-58
D 16	UW-Milwaukee W 55-47
D 23	MarquetteW52-47
D 30	South Florida (OT) W 63-61
J 4	Indiana W 49-46
J 6	MinnesotaL49-54
J 10	PurdueL67-73
J 13	Michigan St. (3) (OT)L59-69
J 16	Iowa (14) W 67-54
J 24	Ohio State W 57-42
J 27	Penn State W 63-58
J 30	Butler L 44-58
F 3	MichiganW60-41
F 7	Purdue W 73-54
F 10	Ohio StateL58-63
F 13	Illinois (4)L67-68
F 18	Northwestern W 59-37
F 21	Minnesota W 64-54
F 24	IndianaL55-85
F 27	Michigan State (3) L 47-51
M 3	IowaW59-57

Big Ten Tournament

(United Center, Chicago, Ill.)

M 9	IndianaL52-64
-----	---------	--------	------------

NCAA Tournament

(West Regional, Boise, Idaho)

M 15	Georgia StateL49-50
------	---------------	--------	------------

— ACC-Big Ten Challenge, Milwaukee, Wis.

ALL-TIME SERIES SCORES

Air Force

UW leads 2-0

12/3/60 H W 80-67
12/1/62 A W 72-64

Alabama

Alabama leads 2-0

12/8/79 H L 62-66
12/1/80 A L 75-90

Alcorn State

UW leads 1-0

12/29/92 H W 110-81

Arizona

UW leads 2-1

12/3/62 A L 46-51
12/30/66 N W 104-77
3/18/00 N W 66-59

Arkansas State

UW leads 1-0

12/14/14 H W 45-7

Army

UW leads 1-0

12/30/79 N W 78-54

Ball State

UW leads 6-2

12/4/36 H W 38-33
12/1/69 H W 88-74
12/9/80 H W 85-72
12/12/81 H W 71-70
12/8/82 A L 66-76
12/26/96 H W 74-59
12/13/97 A L 56-68
11/20/99 H W 60-50

Bethune-Cookman

UW leads 1-0

12/8/92 H W 75-50

Boston College

UW leads 3-2

12/26/59 N W 95-82
12/18/64 N L 85-86
12/26/64 N W 70-69
12/27/76 N W 74-66
12/27/85 N L 72-74

Bowling Green State

UW leads 2-1

12/12/64 H W 87-56
12/10/66 A L 69-81
3/13/91 H W 87-79

Bradley

Tied 2-2

2/12/29 H W 48-22
12/20/56 A L 62-74
12/17/60 A L 66-88
11/26/89 N W 63-57

Brigham Young

UW leads 1-0

12/11/31 H W 30-16

Brown

UW leads 2-0

12/21/74 H W 79-68
12/7/96 H W 52-30

Butler

UW leads 17-13

12/16/21 H L 20-26
12/15/22 H L 13-20
2/12/24 H W 25-23
12/19/24 H L 16-22
2/5/26 H W 31-24
12/16/27 H W 25-18
2/10/32 H W 28-17
12/30/33 H W 37-27
2/8/36 H W 28-24
12/23/36 A L 23-43
12/19/38 A L 21-24
2/5/40 H L 46-50
2/8/41 H W 59-55
12/9/46 A W 60-52
12/8/47 H W 61-53
2/1/51 H W 60-35
2/6/52 A W 62-60
12/1/53 H W 70-54
1/17/55 A W 57-53
12/1/55 H L 63-67

12/3/56 A L 50-54
12/19/57 H W 59-58
12/30/58 A L 55-69
12/1/59 H L 82-88
12/1/60 A L 58-73
12/5/87 H W 92-80
12/10/88 A W 63-53
12/9/89 H W 75-59
12/15/90 A L 88-94
1/30/01 H L 44-58

Cal. State-Los Angeles

UW leads 1-0

11/27/85 H W 104-88

California

California leads 5-2

12/19/47 A L 61-73
12/20/47 A L 44-59
12/28/51 N L 49-68
12/26/52 H W 64-57
12/29/55 A L 55-62
12/20/58 N L 53-68
12/29/86 N W 66-63

California-Davis

UW leads 1-0

12/3/73 H W 97-53

Canisius

Tied 1-1

12/28/59 A L 65-80
12/3/77 H W 96-70

Central Connecticut State

UW leads 1-0

12/5/91 H W 80-54

Central Michigan

UW leads 3-2

12/31/80 H W 69-62
12/9/81 A L 68-71
12/11/82 H W 83-67
12/8/84 H W 74-63
12/6/86 A L 66-80

Chaminade

UW leads 1-0

11/22/95 N W 104-66

Charleston Southern

UW leads 1-0

12/14/92 H W 101-72

Cincinnati

Cincinnati leads 5-1

12/9/61 H L 67-86
12/30/61 N L 71-101
12/14/63 A L 60-65
12/22/65 A L 74-87
12/3/66 H L 70-77
3/17/94 N W 80-72

City College of NY

CCNY leads 1-0

3/20/47 N L 56-70

Cleveland State

UW leads 1-0

12/22/79 H W 103-78

Coastal Carolina

UW leads 1-0

12/7/91 H W 91-57

Coppin State

UW leads 1-0

12/20/97 H W 71-63

Creighton

UW leads 1-0

1/8/49 H W 75-39

Dartmouth

UW leads 3-1

3/21/41 H W 51-50
12/31/41 N L 49-57
12/27/63 N W 94-68
12/14/84 H W 90-70

Davidson

Davidson leads 1-0

12/12/80 N L 63-67

Dayton

UW leads 1-0

12/28/61 N W 105-93

Denver

UW leads 2-0

12/28/53 H W 67-48

12/14/88 H W 89-34

DePaul

DePaul leads 6-1

12/23/35 A L 22-27

12/30/36 H L 17-33

3/3/44 N L 35-48

12/6/76 H W 68-66

12/14/77 H L 62-85

12/16/78 A L 78-84

12/5/79 A L 77-90

Detroit

UW leads 2-0

1/2/39 H W 34-27

12/23/92 H W 108-86

Duquesne

Duquesne leads 1-0

12/29/67 N L 66-76

East Tennessee State

UW leads 1-0

12/1/79 N W 68-56

East Texas State

UW leads 1-0

12/5/85 H W 82-60

Eastern Illinois

UW leads 4-1

12/1/70 H W 102-84

12/22/86 H W 72-68

12/3/87 A L 52-59

12/5/88 H W 52-44

12/28/95 H W 105-70

Eastern Michigan

UW leads 3-2

12/12/79 H W 69-57

12/30/88 H W 84-69

11/24/89 H L 52-71

12/13/93 H W 94-68

12/10/94 A L 76-92

Fairfield

UW leads 1-0

12/31/92 H W 76-55

Ferris State

UW leads 1-0

11/28/88 H W 98-61

Florida

Tied 1-1

12/20/67 H W 86-81

12/21/68 A L 66-71

Florida A&M

UW leads 1-0

11/26/83 H W 100-56

Florida State

UW leads 1-0

12/4/61 H W 64-63

Florida Tech

UW leads 1-0

12/13/71 H W 90-58

Fordham

UW leads 1-0

12/16/66 N W 67-66

Fresno State

UW leads 3-1

12/30/91 N L 68-71

12/27/97 A W 64-60

12/27/98 H W 87-65

3/16/00 N W 66-56

Furman

UW leads 1-0

12/15/01 H W 68-60

George Washington

George Washington leads 1-0

12/7/77 A L 74-77

Georgetown

Tied 1-1

12/28/71 N W 82-62

12/28/82 N L 43-71

Georgia

Georgia leads 2-0

12/28/74 N L 89-91

12/28/89 N L 64-65

Georgia State

Georgia State leads 1-0

3/15/01 N L 49-50

Georgia Tech

Series tied 1-1

12/28/63 N W 104-84

11/28/01 A L 61-62

Gonzaga

UW leads 2-0

12/18/63 H W 115-71

12/1/89 N W 63-58

Grambling

UW leads 1-0

12/29/93 H W 103-83

Hardin-Simmons

UW leads 1-0

1/27/65 H W 83-63

Harvard

UW leads 1-0

1/31/42 H W 58-41

Hawaii

Series tied 1-1

12/27/86 N W 82-77

11/25/01 N L 57-60

Hawaii-Hilo

UW leads 1-0

11/23/01 A W 78-62

Houston

Tied 1-1

12/1/64 H W 76-65

12/11/65 A L 57-82

Howard

UW leads 1-0

12/21/91 H W 64-57

Illinois-Chicago

Illinois-Chicago leads 1-0

12/4/81 H L 66-74

Illinois State

UW leads 2-1

3/18/96 H L 62-77

11/18/97 H W 80-66

12/5/98 A W 71-54

Indiana State

Indiana State leads 1-0

12/10/62 H L 86-87

Iowa State

Iowa State leads 5-3

1/31/29 H W 34-17

12/5/59 H L 53-71

12/5/60 A L 76-88

12/13/66 H W 80-73

12/16/69 A L 73-84

12/7/74 H W 86-84

12/12/77 A L 73-82

12/29/81 H L 79-103

Kansas

Kansas leads 3-1

12/10/55 H L 66-74

12/22/56 A L 62-83

12/3/68 H W 67-62

12/8/69 A L 60-76

Kansas State

Tied 2-2

12/6/49 H W 56-48

12/18/50 A L 58-77

12/4/82 H W 64-52

12/10/83 A L 64-71

Kent

UW leads 1-0

12/2/63 H W 88-77

Kentucky

Kentucky leads 2-1

12/20/63 A L 85-105

12/31/68 N W 69-65

11/27/76 A L 64-72

Kentucky State

UW leads 3-0

12/5/80 N W 77-65

12/3/84 H W 88-74

12/23/86 H W 87-59

Long Island

UW leads 1-0

12/1/78 N W 73-68

LSU

UW leads 4-0

12/19/53 A W 82-66

12/18/54 H W 107-68

12/15/67 N W 96-94

3/23/00 N W 61-48

Louisville

Louisville leads 1-0

12/28/78 A L 53-70

Loyola Chicago

UW leads 9-6

12/11/48 H L 37-40

12/10/49 A W 68-55

12/8/50 H L 51-54

12/7/53 A W 75-54

12/12/59 H W 85-67

1/28/61 A L 79-87

12/6/75 H W 88-73

12/15/76 H W 71-68

12/29/77 H W 71-70

12/9/78 H W 79-74

12/12/87 H L 75-78

12/7/88 A L 76-90

11/23/91 H W 89-67

12/1/92 A L 66-68

11/14/98 H W 66-29

Loyola (LA)

UW leads 4-0

12/13/51 H W 66-47

12/8/52 A W 81-60

12/12/70 H W 94-83

12/6/71 A W 67-66

Loyola-Marymount

UW leads 2-0

12/4/93 A W 103-67

12/23/94 H W 75-60

Maine

UW leads 1-0

12/2/88 N W 89-72

Manhattan

UW leads 2-0

12/29/89 N W 63-48

3/13/96 H W 55-42

Marquette

UW leads 59-49

12/19/17 H W 15-14

12/18/20 A W 23-18

1/3/23 H L 8-9

12/19/23 A W 27-7

12/18/25 A W 42-26

12/22/26 A W 29-26

2/11/30 H W 29-15

2/13/30 A W 29-22

12/30/30 A L 14-16

12/21/31 A L 23-26

2/8/32 H W 18-16

12/17/32 H L 16-18

1/3/33 A L 16-22

12/16/33 H W 32-30

1/2/34 A L 26-28

12/15/34 H W 29-20

12/22/34 A L 25-33

12/14/35 H W 35-22

12/21/35 A W 46-21

12/12/36 H W 29-21

12/19/36 A W 35-29

12/4/37 H L 21-32

12/18/37 A L 32-38

12/5/38 H W 27-26

12/17/38 A L 27-46

12/9/39 H W 46-39

12/16/39 A L 28-41

12/7/40 H W 38-32

12/21/40 A L 30-40

12/6/41 H W 35-34

12/20/41 A W 36-25

12/5/42 H W 45-36

12/19/42 A W 50-38

12/4/43 H L 43-51

12/18/43 A W 40-37

12/9/44 H W 45-40

12/23/44 A W 46-39

12/8/45 H W 42-32

12/22/45 A L 41-62

12/7/46 H W 65-51

12/21/46 A L 47-55

12/6/47 H W 57-50

12/31/47 A W 67-60

12/4/48 H W + 67-63

12/31/48 A W 60-34

12/3/49 H W 63-48

12/17/49 A W 62-45

12/2/50 H W 49-42

12/16/50 A L 58-61

12/1/51 H W 48-46

12/22/51 A L 47-51

12/5/52 H W 76-55

12/4/53 A W 64-56

12/2/58 H L 47-76

12/19/59 A L 66-84

12/10/60 H W 55-51

12/20/61 A L 75-92

12/19/62 H W 76-58

12/29/62 A W 70-56

1/28/64 A W 72-68

12/19/64 A L 61-62

1/13/65 H L 58-59

1/3/66 A W 73-72

1/4/67 H L 60-66

12/16/67 A W 70-62

1/11/68 A L 56-71

12/28/68 A L 56-59

1/28/69 H W 56-50

12/27/69 A L 43-64

1/27/70 A L 51-60

12/30/70 A L 69-72

2/2/71 H L 75-89

1/3/72 A L 60-72

12/30/72 A L ++ 73-75

2/6/73 H L 58-64

12/29/73 A L + 48-49

2/5/74 A L 58-59

2/4/75 H L 63-69

12/16/75 A L 54-78

12/30/75 A L 66-82

12/28/76 A L 57-64

2/21/77 H L 58-73

2/14/78 A L 64-75

12/23/78 H W 65-52

12/15/79 A W 57-56

3/10/81 H L 53-64

3/9/82 A L 64-94

2/17/83 H L 62-68

2/16/84 A L 59-74

11/30/85 H W 75-74

12/1/86 A L 71-84

12/10/87 H W 66-55

12/3/88 A W 70-55

2/22/89 H W 61-50

12/2/89 A W + 63-58

2/19/90 H W 82-65

12/4/90 A L 58-69

1/4/92 H W 81-63

1/2/93 A W 77-67

1/2/94 H W 71-52

12/31/94 A L 65-80

12/31/95 H W 55-46

12/31/96 A L 52-59


11/14/97 H L 60-65

12/23/98 A W 61-45

12/23/99 H W 86-74

12/23/00 A W 52-47

12/22/01 H W 86-73



Wisconsin defeated Marquette 86-73 last year at the Kohl Center. It was the Badgers' fourth consecutive win over MU in the series and the Golden Eagles' first loss of the season.

Marshall

Marshall leads 1-0

12/27/71 N L 83-85

Maryland

UW leads 3-1

12/30/31 H W+ 32-30

12/22/32 A W 22-13

11/29/00 N W+ 78-75

3/17/02 N L 57-87

Memphis

UW leads 1-0

11/23/96 N W 49-46

Miami (FL)

UW leads 2-0

12/7/85 H W 88-66

12/8/86 A W 65-54

Miami (OH)

UW leads 1-0

12/15/62 H W 84-58

Miss. Valley State

UW leads 1-0

12/23/93 H W 115-79

Missouri

UW leads 7-4

12/22/30 H W 37-9

12/31/37 H W 40-29

12/30/44 N W 52-37

12/9/48 H W 58-42

12/20/49 A L 48-50

12/12/53 H W 64-53

12/13/54 A L 56-67

12/15/58 H W 68-60

12/14/59 A L 66-78

3/19/94 N L 96-109

11/12/99 N W 66-55

Montana

UW leads 2-0

12/20/65 H W 76-72

11/30/97 N W 78-61

Morgan State

UW leads 2-0

12/23/79 H W 94-42

11/25/84 H W 93-78

Navy

UW leads 2-0

3/22/47 N W 50-49

12/29/91 N W 93-58

Nebraska

Nebraska leads 10-6

3/5/04 A L 22-25

2/21/07 H W 35-31

3/3/08 H W 34-4

1/3/22 H W 27-14

12/30/39 N L 43-53

1/4/41 A W 46-31

12/19/55 H W 71-52

12/10/56 A L 51-53

12/1/65 H L 88-101

11/30/68 A L 55-68

12/27/79 N L 82-83

12/5/83 H L++ 69-71

12/12/84 A L 51-53

12/11/90 A L 63-75

12/11/91 A L 67-86

11/22/98 N W 78-41

Nevada

UW leads 3-0

12/20/60 H W 89-56

12/29/79 N W 86-61

12/23/97 H W 62-53

New Mexico

UW leads 2-0

12/27/57 A W 61-59

12/29/84 N W 83-74

New Mexico State

New Mexico State leads 1-0

11/20/98 N L 52-66

New Orleans

UW leads 1-0

3/15/89 H W 63-61

Northeastern Illinois

UW leads 1-0

11/28/95 H W 89-55

Northern Illinois

UW leads: 11-2

12/14/68 H W 69-67

12/8/75 H W 97-77

12/13/76 A L 57-81

12/31/77 H W+ 74-73

12/20/82 MC W 58-55

12/7/83 H W 90-68

12/22/84 MC W 83-71

12/12/85 H W 76-67

12/11/86 MC W 95-63

12/1/87 H W 87-77

12/2/98 H W 67-52

12/14/99 A L 51-55

11/25/00 H W 68-64

MC - Metro Centre, Rockford, Ill.

Northern Iowa

UW leads 3-1

12/21/81 H W 65-53

12/1/82 H W 76-69

12/1/83 A L 59-60

12/20/87 N W 64-56

Notre Dame

Notre Dame leads 17-10

2/8/27 H L 14-19

2/7/28 H L 14-21

12/13/37 A L 31-33

12/10/38 H W 45-39

12/12/39 A L 33-51

12/14/40 H W 44-43

12/13/41 H W 43-35

12/14/42 A L+ 59-61

12/11/43 A L 31-41

12/31/43 N W 47-45

12/16/44 H L 46-57

12/15/45 A L 51-65

12/14/46 H W+ 53-49

12/13/48 A L 54-60

12/13/49 H W 56-48

12/11/50 A L 61-67

12/8/51 H L 53-63

12/4/54 A L 61-72

12/5/55 A W 70-66

12/8/56 H L 55-75

12/7/57 H L 53-75

12/13/58 H W 56-54

12/7/59 A L 58-78

2/1/65 A W 98-90

12/4/65 H W 97-79

12/5/67 H L 73-81

12/11/68 A L 56-57

Ohio

UW leads 7-2

12/7/63 H L 76-77

12/27/68 N W 74-68

1/31/70 H W 72-69

12/15/70 A L 80-81

2/20/73 A W 82-68

1/9/74 H W 69-68

11/30/74 H W 71-62

12/9/00 H W 65-46

12/8/01 A W 77-71

Oklahoma

Tied 3-3

12/21/42 H W 48-37

12/18/46 H L 40-56

12/22/47 A L 49-75

12/14/53 H L 65-69

12/11/54 A W 77-66

11/29/97 N W 75-64

Oklahoma State

Oklahoma State leads 1-0

12/29/83 H L 84-89

Oral Roberts

Oral Roberts leads 2-0

12/4/72 A L 76-90

12/29/78 H L 69-102

Oregon

UW leads 3-2

12/27/51 N W 82-77

12/27/52 N L 64-66

12/27/81 N L 82-85

11/26/88 N W 74-47

11/24/90 A W 72-70

Oregon State

Oregon State leads 2-1

1/2/28 H W 36-21

12/8/49 H L 36-49

12/28/60 N L 54-56

Pacific

Tied 1-1

12/16/61 H W 92-68

11/28/97 N L 48-55

Pennsylvania

UW leads 4-0

12/18/30 H W 25-12

2/23/38 A W 52-44

12/29/65 H W 84-70

12/27/67 N W 86-67

Pepperdine

Tied 1-1

11/24/97 A L 66-77

12/12/98 H W 57-51

Pittsburgh

UW leads 10-5

12/15/28 H W 34-24

12/15/31 H W 30-29

12/29/34 H L 27-31

12/21/36	A	L	30-41
12/11/37	H	W	44-36
12/18/40	H	L	34-36
3/22/41	H	W	36-30
12/12/47	H	W	49-36
12/10/63	H	W	85-83
12/8/64	A	W	80-63
12/20/69	H	W	85-71
12/8/70	A	L	76-81
12/18/71	H	W	80-63
1/3/72	A	W	72-70
12/30/86	N	L	82-98

Portland

UW leads 2-1

12/29/60	A	L	71-79
1/5/90	H	W	74-50
11/30/91	A	W	96-87

Princeton

Tied 2-2

12/31/40	ML	W	52-40
12/29/54	H	W	66-64
12/21/63	N	L+	87-90
12/28/85	N	L	49-54

ML - Milwaukee

Providence

Providence leads 3-1

12/26/61	N	W	95-84
12/9/77	A	L	62-73
12/11/95	A	L	57-58
12/23/96	H	L	57-59

Rhode Island

UW leads 2-0

11/28/98	A	W	65-59
12/3/99	H	W	66-43

Rice

Rice leads 2-1

12/16/57	H	W	67-62
12/6/58	A	L	37-78
3/17/93	H	L	73-77

Rutgers

UW leads 1-0

12/28/49	N	W	68-55
----------	---	---	-------

Sam Houston State

UW leads 1-0

12/13/91	H	W	98-75
----------	---	---	-------

San Francisco State

UW leads 2-0

12/2/85	H	W	90-61
11/29/90	H	W	72-53

San Jose State

UW leads 1-0

1950	H	W	75-59
------	---	---	-------

SIU-Edwardsville

UW leads 1-0

12/2/72	H	W	100-74
---------	---	---	--------

South Carolina

UW leads 3-0

12/17/66	N	W	88-84
11/22/85	A	W	68-65
12/4/86	H	W	47-45

Southeast Missouri State

UW leads 1-0

11/25/91	H	W	82-71
----------	---	---	-------

Southwest Missouri State

Southwest Missouri St. leads 1-0

3/12/99	N	L	32-43
---------	---	---	-------

Southern California

Southern California leads 2-1

12/23/46	H	W	61-56
12/21/48	A	L	31-36
12/29/82	A	L	76-86

Southern Illinois

Southern Illinois leads 3-1

12/13/69	H	L	69-74
2/9/70	A	L	75-86
12/3/83	H	W	78-72
12/8/87	A	L	76-80

Southern Indiana

Southern Indiana leads 1-0

12/8/90	H	L	66-78
---------	---	---	-------

Southern Methodist

UW leads 4-3

12/12/55	H	L	62-75
12/8/58	A	L	63-81
12/9/67	H	W	120-82
12/6/69	A	W	78-76
12/28/73	N	W	74-73
12/1/90	A	W	65-49
12/3/91	H	L	64-66

South Florida

UW leads 3-1

11/29/86	H	W	65-51
11/28/87	A	W	58-55
12/11/99	A	L	63-66
12/30/00	H	W+	63-61

Stanford

Stanford leads 6-3

1/2/40	H	L	26-39
12/30/55	A	L	53-65
12/21/59	H	W	61-60
12/18/74	H	L	67-89
12/29/75	H	W	70-64
12/11/76	A	L	66-70
3/18/91	H	L	72-80
12/27/93	H	W	80-73
12/27/94	A	L	78-95

St. Bonaventure

Tied 1-1

12/9/95	H	L	62-76
12/14/96	A	W	77-68

St. John's (NY)

UW leads 3-0

1/26/63	H	W	85-52
11/28/78	A	W	73-68
3/15/02	N	W	80-70

Saint Louis

Tied 2-2

12/19/50	A	L+	48-53
12/17/51	H	W	55-54
12/2/78	N	W	66-63
3/20/89	N	L	68-73

St. Mary's (CA)

Tied 1-1

12/4/74	H	L	60-62
12/2/76	H	W	82-76

Syracuse

Tied 1-1

1/3/27	N	W	31-24
11/13/99	A	L	49-68

Temple

UW leads 5-2

12/28/67	QC	L	80-82
12/2/95	H	W+	57-54
12/4/96	A	W+	64-57
12/6/97	H	L	49-59
12/9/98	A	W	63-56
12/29/99	H	W	62-44
12/14/00	A	W	66-58
12/3/01	H	L++	67-70

QC - Quaker City Classic, Phila.

Tennessee

Tennessee leads 2-1

12/28/81	N	L	67-79
11/21/00	A	L	56-66
12/29/01	H	W	65-62

Tennessee Tech

UW leads 1-0

12/31/90	H	W	71-65
----------	---	---	-------

Texas

UW leads 3-1

12/29/70	ML	W	89-73
3/14/96	N	L	58-71
12/15/98	A	W	65-62
12/7/99	H	W	61-45

ML - Milwaukee Invitational

Texas A&M

UW leads 1-0

12/28/84	H	W	71-69
----------	---	---	-------

Texas-Arlington

UW leads 1-0

12/22/90	H	W	105-74
----------	---	---	--------

Texas-El Paso

UW leads 1-0

12/8/62	H	W	73-59
---------	---	---	-------

Texas Southern

UW leads 1-0

12/22/80	H	W	58-49
----------	---	---	-------

Texas Tech

UW leads 2-0

12/11/93 A W 91-88
12/3/94 H W 70-65

Toledo

UW leads 2-1

11/29/82 H W 79-71
12/20/83 A L 60-73
12/9/97 H W 73-68

Tulane

Tulane leads 3-1

12/21/53 A L+ 55-57
12/20/54 H L 66-69
12/19/70 H W 96-77
12/4/71 A L 70-72

UCLA

UCLA leads 4-2

12/23/48 A W 49-46
12/30/49 H W 54-52
12/22/62 H L 63-77
12/28/66 A L 56-100
11/25/72 A L 53-94
11/21/95 N L 57-68

UNC-Charlotte

UW leads 1-0

12/13/80 A W 71-63

UNC-Wilmington

UW leads 1-0

11/30/96 H W 68-35

UNLV

UNLV leads 2-0

12/28/87 A L 65-102
11/17/01 A L 69-74

Utah

Tied 1-1

12/30/57 A L 70-72
12/28/62 N W 94-72

Utah State

UW leads 1-0

12/26/69 N W 81-74

Valparaiso

UW leads 2-0

12/6/94 H W 69-51
12/14/95 H W 90-73

Villanova

Villanova leads 1-0

11/20/95 N L 58-66

Virginia

Tied 1-1

12/27/74 N L 78-86
11/21/98 N W 66-56

Wake Forest

Wake Forest leads 1-0

11/30/99 A L 48-67

Washington

Washington leads 3-1

2/9/31 H W 39-9
12/28/55 A L 53-54
12/19/58 H L 48-62
12/17/65 N L 67-81

Washington State

Tied 4-4

3/29/41 N W 39-34
12/30/60 H L 72-78
11/27/82 H L 64-66
12/1/84 H W 61-59
12/9/85 A W 74-68
1/3/87 N W 80-65
12/4/89 A L 52-55
12/27/91 N L 51-73

Washington University

UW leads 3-0

12/15/56 H W 41-38
12/9/57 A W 43-33
12/11/61 H W 91-63

Weber State

Weber State leads 1-0

11/24/01 N L 69-73

West Virginia

UW leads 2-1

12/18/65 N L 93-101
12/19/72 H W 77-59
12/19/73 A W 69-62

Western Illinois

UW leads 1-0

12/7/89 H W 69-42

Western Kentucky

UW leads 1-0

11/25/89 N W 73-62

Western Michigan

UW leads 1-0

12/6/54 H W 80-68

UW-Green Bay

UW leads 8-0

12/6/80 H W ++ 68-66
12/5/81 H W 77-65
12/5/92 H W 70-65
12/8/93 H W 64-50
11/30/94 H W 61-57
12/8/99 H W 55-34
12/6/00 A W 61-53
12/1/01 H W 70-57

UW-Milwaukee

UW leads 18-1

12/27/01 A W 37-18
1/2/15 A W 21-10
12/31/15 A W 51-12
1/1/16 A W 39-8
12/30/18 A W 39-18
1/1/20 A W 36-10
12/22/73 H W 73-46
12/1/77 H W 72-66
11/24/78 H W 74-55
12/12/92 H L 72-77
11/27/93 H W 106-84
12/14/94 H W 90-64
12/23/95 H W 94-63
12/10/96 H W 61-41
2/18/98 H W 65-58
11/16/98 H W 75-63
11/23/99 A W 69-49
12/16/00 H W 55-47
12/27/01 A W 81-79

Wright State

UW leads 2-0

11/26/94 H W 86-63
12/5/95 A W 94-91

Wyoming

Wyoming leads 1-0

12/28/57 N L 65-93

Xavier (OH)

UW leads 2-1

12/20/38 A W 27-26
12/2/00 H W 61-46
12/10/01 A L 48-57

Yale

UW leads 3-1

1/1/02 N L 20-35
12/29/56 H W 64-46
12/29/72 N W 90-64
12/30/83 N W 87-77

+ overtime

WISCONSIN VS. THE CONFERENCES

Opponent	W	L	Opponent	W	L	Opponent	W	L	Opponent	W	L
AMERICA EAST			Oklahoma State	0	1	MID-EASTERN ATHLETIC			PATRIOT		
Maine	1	0	Texas	3	1	Howard	1	0	Army	1	0
ATLANTIC COAST			Texas A&M	1	0	Coppin State	1	0	Navy	2	0
Florida State	1	0	Texas Tech	2	0	Bethune-Cookman	1	0	SOUTHEASTERN		
Georgia Tech	1	1	BIG WEST			Florida A&M	1	0	Florida	1	1
Maryland	3	1	Nevada	3	0	Morgan State	2	0	Georgia	0	2
Virginia	1	1	New Mexico State	0	1	MIDWESTERN COLLEGIATE			Kentucky	1	2
Wake Forest	0	1	Utah State	1	0	Butler	17	13	South Carolina	3	0
ATLANTIC 10			Pacific	1	1	Cleveland State	1	0	Tennessee	1	2
Fordham	1	0	COLONIAL ATHLETIC			Detroit Mercy	2	0	Alabama	0	2
Rhode Island	2	0	UNC-Wilmington	1	0	Illinois-Chicago	0	1	LSU	4	0
St. Bonaventure	1	1	CONFERENCE USA			Loyola Chicago	10	7	SOUTHERN		
Temple	5	3	Cincinnati	1	5	UW-Green Bay	8	0	Davidson	0	1
Dayton	1	0	DePaul	1	6	UW-Milwaukee	18	1	East Tennessee State	1	0
Duquesne	0	1	Louisville	0	1	Wright State	2	0	Furman	1	0
George Washington	0	1	UNC-Charlotte	1	0	MISSOURI VALLEY			SOUTHLAND		
Xavier	2	1	St. Louis	2	2	Bradley	2	2	Sam Houston State	1	0
BIG EAST			Marquette	59	49	Creighton	1	0	Texas-Arlington	1	0
Boston College	3	2	Houston	1	1	Illinois State	2	1	SOUTHWESTERN ATHLETIC		
Georgetown	1	1	Memphis	1	0	Indiana State	0	1	Alcorn State	1	0
Miami	2	0	South Florida	3	1	Northern Iowa	3	1	Grambling	1	0
Notre Dame	10	17	Tulane	1	3	SW Missouri State	0	1	Mississippi Valley St.	1	0
Pittsburgh	10	5	IVY LEAGUE			Southern Illinois	1	3	Texas Southern	1	0
Providence	1	3	Brown	2	0	MOUNTAIN WEST			SUN BELT		
Rutgers	1	0	Columbia	0	2	Air Force	2	0	Arkansas State	1	0
St. John's	3	0	Dartmouth	3	1	Brigham Young	1	0	Denver	2	0
Syracuse	1	1	Harvard	1	0	New Mexico	2	0	New Orleans	1	0
Villanova	0	1	Pennsylvania	4	0	UNLV	0	2	Western Kentucky	1	0
West Virginia	2	1	Princeton	2	2	Utah	1	1	TRANS AMERICA ATHLETIC		
BIG SKY			Yale	3	1	Wyoming	0	1	Georgia State	0	1
Montana	2	0	METRO ATLANTIC ATHLETIC			NORTHEAST			WEST COAST		
Weber State	0	1	Canisius	1	0	Central Conn. State	1	0	Gonzaga	2	0
BIG SOUTH			Fairfield	1	0	Long Island	1	0	Loyola Marymount	2	0
Charleston Southern	1	0	Manhattan	2	0	Monmouth	1	0	Pepperdine	1	1
Coastal Carolina	1	0	MID-AMERICAN			OHIO VALLEY			Portland	2	1
BIG TEN			Kent	1	0	Eastern Illinois	4	1	St. Mary's	1	1
Illinois	64	99	Bowling Green State	2	1	SE Missouri State	1	0	WESTERN ATHLETIC		
Indiana	49	91	Marshall	0	1	Tennessee Tech	1	0	Fresno State	3	1
Iowa	63	72	Miami	1	0	PAC-10			Hawaii	1	1
Michigan	52	82	Ohio	7	2	Arizona	2	1	Rice	1	2
Michigan State	49	61	Ball State	6	2	California	2	5	San Jose State	1	0
Minnesota	76	96	Central Michigan	3	2	Oregon	3	2	Southern Methodist	4	3
Northwestern	95	57	Eastern Michigan	3	2	Oregon State	1	2	Texas-El Paso	1	0
Ohio State	54	79	Northern Illinois	11	2	Southern California	1	2	WISCONSIN HISTORY		
Penn State	11	6	Toledo	2	1	Stanford	3	6			
Purdue	57	95	Western Michigan	1	0	UCLA	2	4			
BIG 12			MID-CONTINENT			Washington	0	3			
Iowa State	3	5	Oral Roberts	0	2	Washington State	4	4			
Kansas	1	3	Valparaiso	2	0						
Kansas State	2	2	Western Illinois	1	0						
Missouri	7	4									
Nebraska	6	10									
Oklahoma	3	3									

YEAR-BY-YEAR RECORDS

Year	Overall			Big Ten			Pl.	Home	Away	Neut.	Head Coach
	W	L	Pct.	W	L	Pct.					
1898-99	0	3	.000	—	—	—	—	0-0	0-3	0-0	James Elsom
1899-00	1	1	.500	—	—	—	—	0-0	1-1	0-0	James Elsom
1900-01	1	1	.500	—	—	—	—	0-0	1-1	0-0	James Elsom
1901-02	7	3	.700	—	—	—	—	0-0	7-2	0-1	James Elsom
1902-03	5	2	.714	—	—	—	—	0-0	5-2	0-0	James Elsom
1903-04	11	4	.733	—	—	—	—	2-0	9-4	0-0	James Elsom
1904-05	10	8	.556	—	—	—	—	1-0	9-8	0-0	Emmett Angell
1905-06	12	2	.857	6	2	.750	2	6-0	6-2	0-0	Emmett Angell
1906-07	11	3	.786	6	2	.750	1t	7-1	4-2	0-0	Emmett Angell
1907-08	10	2	.833	7	1	.875	1t	7-1	3-1	0-0	Emmett Angell
1908-09	8	4	.667	5	4	.556	3	7-1	1-3	0-0	Haskell Noyes
1909-10	9	5	.643	7	5	.583	3	8-0	1-5	0-0	Haskell Noyes
1910-11	9	6	.600	6	6	.500	5	8-1	1-5	0-0	Haskell Noyes
1911-12	15	0	1.000	12	0	1.000	1	8-0	7-0	0-0	Walter Meanwell
1912-13	14	1	.933	11	1	.917	1	9-0	5-1	0-0	Walter Meanwell
1913-14	15	0	1.000	12	0	1.000	1	9-0	6-0	0-0	Walter Meanwell
1914-15	13	4	.765	8	4	.667	3	9-2	4-2	0-0	Walter Meanwell
1915-16	20	1	.952	11	1	.917	1	10-0	10-1	0-0	Walter Meanwell
1916-17	15	3	.833	9	3	.750	4	9-1	6-2	0-0	Walter Meanwell
1917-18	14	3	.824	9	3	.750	1	9-1	5-2	0-0	Guy Lowman
1918-19	5	11	.313	3	9	.250	10	1-6	4-5	0-0	Guy Lowman
1919-20	15	5	.750	7	5	.583	5	9-1	6-4	0-0	Guy Lowman
1920-21	13	4	.765	8	4	.667	1t	9-0	4-4	0-0	Walter Meanwell
1921-22	14	5	.737	8	4	.667	2t	8-3	6-2	0-0	Walter Meanwell
1922-23	12	3	.800	11	1	.917	1t	7-2	5-1	0-0	Walter Meanwell
1923-24*	11	5	.688	8	4	.667	1t	8-1	3-4	0-0	Walter Meanwell
1924-25	6	11	.353	3	9	.250	9	5-6	1-5	0-0	Walter Meanwell
1925-26	8	9	.471	4	8	.333	8t	6-4	2-5	0-0	Walter Meanwell
1926-27	10	7	.588	7	5	.583	4t	6-3	3-4	1-0	Walter Meanwell
1927-28	13	4	.765	9	3	.750	3t	9-2	4-2	0-0	Walter Meanwell
1928-29	15	2	.882	10	2	.833	1t	9-1	5-1	1-0	Walter Meanwell
1929-30	15	2	.882	8	2	.800	2	12-0	3-2	0-0	Walter Meanwell
1930-31	8	9	.471	4	8	.333	7t	7-3	1-6	0-0	Walter Meanwell
1931-32	8	10	.400	3	9	.250	8t	7-4	1-6	0-0	Walter Meanwell
1932-33	7	13	.350	4	8	.333	8	4-6	3-7	0-0	Walter Meanwell
1933-34	14	6	.700	8	4	.667	2t	10-2	4-4	0-0	Walter Meanwell
1934-35	15	5	.750	9	3	.750	1t	11-2	4-3	0-0	Harold Foster
1935-36	11	9	.550	4	8	.333	8	9-3	2-6	0-0	Harold Foster
1936-37	8	12	.400	3	9	.250	8t	7-4	1-8	0-0	Harold Foster
1937-38	10	10	.500	5	7	.417	7	8-3	2-7	0-0	Harold Foster
1938-39	10	10	.500	4	8	.333	7	8-3	2-7	0-0	Harold Foster
1939-40	5	15	.250	3	9	.250	9	4-6	1-8	0-1	Harold Foster
1940-41	20	3	.870	11	1	.917	1	11-1	6-2	3-0	Harold Foster
1941-42	14	7	.667	10	5	.667	2t	9-2	5-4	0-1	Harold Foster
1942-43	12	9	.571	6	6	.500	4t	7-4	4-5	1-0	Harold Foster
1943-44	12	9	.571	9	3	.750	2t	5-5	6-4	1-0	Harold Foster
1944-45	10	11	.476	4	8	.333	6t	6-5	3-6	1-0	Harold Foster
1945-46	4	17	.190	1	11	.083	9	4-7	0-10	0-0	Harold Foster
1946-47	16	6	.727	9	3	.750	1	9-2	6-4	1-0	Harold Foster
1947-48	12	8	.600	7	5	.583	3t	9-1	3-7	0-0	Harold Foster
1948-49	12	10	.545	5	7	.417	7	9-3	3-7	0-0	Harold Foster

HOME ATTENDANCE (since '41)

G	TOTAL	AVG.	HIGH
12	130,150	10,846	14,000
11	116,050	10,550	14,000
11	118,000	10,727	14,000
10	84,200	8,420	14,000
11	98,000	8,909	11,500
11	96,900	8,809	14,000
11	124,700	11,336	13,800
10	130,900	13,090	13,500
12	150,000	12,500	13,500

WISCONSIN HISTORY

Year	Overall			Big Ten			Pl.	Home	Away	Neut.	Head Coach
	W	L	Pct.	W	L	Pct.					
1949-50	.17	.5	.773	.9	.3	.750	.2	10-1	6-4	1-0	Harold Foster
1950-51	.10	.12	.455	.7	.7	.500	.4t	6-5	4-7	0-0	Harold Foster
1951-52	.10	.12	.455	.5	.9	.357	.7	6-5	3-6	1-1	Harold Foster
1952-53	.13	.9	.591	.10	.8	.556	.5	9-2	4-6	0-1	Harold Foster
1953-54	.12	.10	.545	.6	.8	.429	.5t	7-4	5-6	0-0	Harold Foster
1954-55	.10	.12	.455	.5	.9	.357	.6t	6-5	4-7	0-0	Harold Foster
1955-56	.6	.16	.273	.4	.10	.286	.8t	3-8	3-8	0-0	Harold Foster
1956-57	.5	.17	.227	.3	.11	.214	.9	4-7	1-10	0-0	Harold Foster
1957-58	.8	.14	.364	.3	.11	.214	.10	5-6	3-7	0-1	Harold Foster
1958-59	.3	.19	.136	.1	.13	.071	.10	3-8	0-10	0-1	Harold Foster
1959-60	.8	.16	.333	.4	.10	.286	.9	5-7	2-9	1-0	John Erickson
1960-61	.7	.17	.292	.4	.10	.286	.8	6-4	1-11	0-2	John Erickson
1961-62	.17	.7	.708	.10	.4	.714	.2	10-3	5-3	2-1	John Erickson
1962-63	.14	.10	.583	.7	.7	.500	.6	8-5	5-5	1-0	John Erickson
1963-64	.8	.16	.333	.2	.12	.143	.10	5-6	1-9	2-1	John Erickson
1964-65	.9	.13	.409	.4	.10	.286	.8	5-5	3-7	1-1	John Erickson
1965-66	.11	.13	.458	.6	.8	.429	.7	9-3	2-8	0-2	John Erickson
1966-67	.13	.11	.542	.8	.8	.500	.4	7-4	2-6	4-1	John Erickson
1967-68	.13	.11	.542	.7	.7	.500	.5	9-2	3-7	1-2	John Erickson
1968-69	.11	.13	.458	.5	.9	.357	.8t	8-3	1-10	2-0	John Powless
1969-70	.10	.14	.417	.5	.9	.357	.6t	6-6	3-8	1-0	John Powless
1970-71	.9	.15	.375	.4	.10	.286	.7t	7-5	1-10	1-0	John Powless
1971-72	.13	.11	.542	.6	.8	.429	.5t	9-3	3-7	1-1	John Powless
1972-73	.11	.13	.458	.5	.9	.357	.9	8-3	2-10	1-0	John Powless
1973-74	.16	.8	.667	.8	.6	.571	.4t	11-2	4-6	1-0	John Powless
1974-75	.8	.18	.308	.5	.13	.278	.8	8-7	0-9	0-2	John Powless
1975-76	.10	.16	.385	.4	.14	.222	.9	7-7	2-9	1-0	John Powless
1976-77	.11	.16	.407	.7	.11	.389	.7t	8-5	2-11	1-0	Bill Cofield
1977-78	.8	.19	.296	.4	.14	.222	.9t	7-7	1-12	0-0	Bill Cofield
1978-79	.12	.15	.444	.6	.12	.333	.8t	9-5	3-9	0-1	Bill Cofield
1979-80	.15	.14	.517	.7	.11	.389	.8	11-4	2-9	2-1	Bill Cofield
1980-81	.11	.16	.407	.5	.13	.278	.9	9-6	2-9	0-1	Bill Cofield
1981-82	.6	.21	.222	.3	.15	.167	.10	4-9	2-9	0-3	Bill Cofield
1982-83	.8	.20	.286	.3	.15	.167	.10	7-8	0-11	1-1	Steve Yoder
1983-84	.8	.20	.286	.4	.14	.222	.10	6-7	1-12	1-1	Steve Yoder
1984-85	.14	.14	.500	.5	.13	.278	.9	10-5	2-9	2-0	Steve Yoder
1985-86	.12	.16	.429	.4	.14	.222	.9	8-7	4-7	0-2	Steve Yoder
1986-87	.14	.17	.452	.4	.14	.222	.8	8-7	4-9	2-1	Steve Yoder
1987-88	.12	.16	.429	.6	.12	.333	.7	8-6	3-10	4-0	Steve Yoder
1988-89	.18	.12	.600	.8	.10	.444	.6t	14-3	3-9	1-0	Steve Yoder
1989-90	.14	.17	.452	.4	.14	.222	.8t	8-6	2-9	4-2	Steve Yoder
1990-91	.15	.15	.500	.8	.10	.444	.7	11-6	4-9	0-0	Steve Yoder
1991-92	.13	.18	.419	.4	.14	.222	.9	11-6	1-10	1-2	Steve Yoder
1992-93	.14	.14	.500	.7	.11	.389	.8t	11-6	3-8	0-0	Stu Jackson
1993-94	.18	.11	.621	.8	.10	.444	.7	14-2	3-8	1-1	Stu Jackson
1994-95	.13	.14	.481	.7	.11	.389	.9	11-4	2-10	0-0	Stan Van Gundy
1995-96	.17	.15	.531	.8	.10	.444	.8	13-5	3-8	1-2	Dick Bennett
1996-97	.18	.10	.643	.11	.7	.611	.4t	12-2	5-7	1-1	Dick Bennett
1997-98	.12	.19	.387	.3	.13	.188	.9t	7-8	2-9	3-2	Dick Bennett
1998-99	.22	.10	.688	.9	.7	.563	.3t	11-2	8-5	3-3	Dick Bennett
1999-00	.22	.14	.611	.8	.8	.500	.6	11-3	4-9	7-2	Dick Bennett
2000-01	.18	.11	.621	.9	.7	.563	.5	12-2	5-7	1-2	Brad Soderberg
2001-02	.19	.13	.594	.11	.5	.688	.1t	12-1	6-8	1-4	Bo Ryan

* 1924 season includes one tie game

HOME ATTENDANCE (since '41)

G	TOTAL	Avg.	HIGH
11	139,500	12,681	13,000
11	130,550	11,868	13,000
11	132,000	12,000	13,000
11	129,726	11,793	13,500
11	108,192	9,836	13,500
11	92,150	8,377	12,100
11	66,100	6,009	10,000
11	57,529	5,230	7,193
11	61,448	5,586	8,200
11	58,527	5,321	7,410
12	75,216	6,268	12,187
10	65,685	6,569	13,472
13	88,681	6,822	13,545
13	88,905	6,839	12,088
10	69,873	6,987	13,217
10	63,823	6,382	9,538
12	85,199	7,100	11,573
11	116,855	10,623	12,729
11	104,346	9,486	11,926
11	112,949	10,268	11,569
12	97,686	8,881	12,392
12	81,051	6,754	7,953
12	79,922	6,660	8,235
11	84,242	7,658	8,236
13	98,346	7,565	12,204
15	82,981	5,532	7,462
14	72,996	5,214	9,363
13	90,609	6,970	8,501
14	122,075	8,720	11,238
14	114,945	8,210	12,204
15	115,960	7,731	11,895
15	101,606	6,774	9,026
13	65,505	5,039	9,281
15	113,617	7,574	11,442
13	98,280	7,560	11,019
15	103,795	6,920	9,868
15	112,131	7,475	11,092
15	110,876	7,392	11,866
14	110,545	7,896	11,068
17	161,810	9,518	11,886
14	142,291	10,164	11,898
17	171,680	10,099	11,924
17	160,580	9,446	12,305
17	176,578	10,387	11,500
16	184,000	11,500	11,500
15	171,292	11,419	11,500
18	202,381	11,243	11,993
14	160,624	11,473	11,719
15	200,032	13,335	16,697
13	205,008	15,770	17,046
14	226,281	16,163	17,142
14	235,351	16,811	17,142
13	214,860	16,528	17,142

WISCONSIN HISTORY

YEAR-BY-YEAR STATISTICS

Year	G	FG	FGA	PCT	3P	3PA	PCT	FT	FTA	PCT	REB	AVG	A	TO	BK	ST	PTS	AVG
1946-47	22	453	1590	.285	—	—	—	322	522	.617	—	—	—	—	—	—	1228	55.8
Opp.	22	445	1796	.248	—	—	—	276	481	.574	—	—	—	—	—	—	1166	53.0
1947-48	20	375	1407	.267	—	—	—	297	460	.646	—	—	—	—	—	—	1047	52.4
Opp.	20	404	1461	.277	—	—	—	260	430	.605	—	—	—	—	—	—	1068	53.4
1948-49	22	417	1499	.278	—	—	—	352	575	.612	—	—	—	—	—	—	1186	53.9
Opp.	Records Incomplete																	
1949-50	22	476	1631	.292	—	—	—	326	565	.577	—	—	—	—	—	—	1278	58.1
Opp.	22	463	1677	.276	—	—	—	231	393	.588	—	—	—	—	—	—	1157	52.6
1950-51	22	456	1502	.304	—	—	—	338	561	.603	1099	49.9	306	—	—	—	1250	56.8
Opp.	22	498	1710	.291	—	—	—	256	429	.598	—	—	—	—	—	—	1252	56.9
1951-52	22	450	1518	.296	—	—	—	380	574	.662	930	42.3	267	—	—	—	1280	58.1
Opp.	22	519	1595	.326	—	—	—	312	480	.650	919	41.8	247	—	—	—	1310	59.6
1952-53	22	486	1497	.326	—	—	—	473	717	.660	—	—	—	—	—	—	1447	65.8
Opp.	22	469	1562	.300	—	—	—	413	659	.627	—	—	—	—	—	—	1361	61.9
1953-54	22	504	1409	.358	—	—	—	486	695	.699	745	33.9	—	—	—	—	1494	67.9
Opp.	22	469	1522	.309	—	—	—	455	716	.635	—	—	—	—	—	—	1393	63.3
1954-55	22	541	1463	.370	—	—	—	495	693	.714	793	36.1	—	—	—	—	1577	71.7
Opp.	22	574	1492	.385	—	—	—	450	647	.695	737	33.5	—	—	—	—	1598	72.6
1955-56	22	550	1500	.367	—	—	—	430	653	.659	973	44.2	—	—	—	—	1530	69.5
Opp.	22	570	1505	.379	—	—	—	455	678	.671	928	42.2	—	—	—	—	1595	72.5
1956-57	22	510	1491	.342	—	—	—	296	501	.591	862	39.2	—	—	—	—	1316	59.8
Opp.	22	563	1526	.369	—	—	—	385	580	.664	982	44.6	—	—	—	—	1511	68.7
1957-58	22	555	1551	.358	—	—	—	272	434	.627	842	38.3	—	—	—	—	1382	62.8
Opp.	22	579	1600	.362	—	—	—	369	546	.676	957	43.5	—	—	—	—	1527	69.4
1958-59	22	523	1526	.343	—	—	—	330	579	.569	935	42.5	—	—	—	—	1376	62.6
Opp.	22	700	1637	.428	—	—	—	343	518	.662	1187	53.9	—	—	—	—	1743	79.2
1959-60	24	710	1723	.412	—	—	—	323	500	.646	1031	42.9	—	—	—	—	1743	72.6
Opp.	24	781	1810	.431	—	—	—	375	577	.649	1149	47.9	—	—	—	—	1935	80.6
1960-61	24	679	1753	.387	—	—	—	338	538	.628	1122	46.8	—	—	—	—	1696	70.7
Opp.	24	702	1727	.407	—	—	—	396	599	.661	1104	46.0	—	—	—	—	1800	75.0
1961-62	24	793	1812	.437	—	—	—	446	666	.670	1177	49.1	—	—	—	—	2032	84.7
Opp.	24	745	1801	.414	—	—	—	421	609	.692	1096	45.7	—	—	—	—	1911	79.6
1962-63	24	727	1652	.440	—	—	—	348	526	.662	1196	49.8	—	—	—	—	1802	75.1
Opp.	24	694	1805	.385	—	—	—	336	514	.654	1064	44.3	—	—	—	—	1720	71.7
1963-64	24	780	1915	.407	—	—	—	407	612	.665	1173	48.9	—	—	—	—	1967	81.9
Opp.	24	832	1839	.452	—	—	—	418	606	.690	1297	54.1	—	—	—	—	2082	86.8
1964-65	22	680	1587	.429	—	—	—	343	536	.640	969	44.1	—	—	—	—	1703	77.4
Opp.	22	673	1580	.426	—	—	—	410	565	.726	1082	49.2	—	—	—	—	1756	79.8
1965-66	24	725	1665	.435	—	—	—	398	588	.676	1075	44.8	—	—	—	—	1848	77.0
Opp.	24	745	1790	.416	—	—	—	426	599	.724	1152	48.0	—	—	—	—	1916	79.5
1966-67	24	753	1738	.433	—	—	—	457	658	.695	1207	50.3	—	—	—	—	1963	81.8
Opp.	24	772	1810	.427	—	—	—	415	638	.651	1217	50.7	—	—	—	—	1959	81.6
1967-68	24	750	1687	.445	—	—	—	422	632	.668	1136	47.3	—	—	—	—	1922	80.1
Opp.	24	732	1702	.430	—	—	—	411	563	.730	1085	45.2	—	—	—	—	1875	78.1
1968-69	24	633	1591	.398	—	—	—	424	617	.687	1091	45.5	—	—	—	—	1690	70.4
Opp.	24	608	1461	.416	—	—	—	476	688	.692	1079	44.9	—	—	—	—	1692	70.5
1969-70	24	707	1672	.423	—	—	—	429	609	.704	1142	47.6	—	—	—	—	1843	76.8
Opp.	24	727	1669	.436	—	—	—	483	687	.703	1118	46.6	—	—	—	—	1937	80.7
1970-71	24	792	1831	.433	—	—	—	463	658	.704	1268	52.8	—	—	—	—	2047	86.3
Opp.	24	805	1820	.442	—	—	—	417	600	.695	1164	48.5	—	—	—	—	2027	84.5
1971-72	24	747	1714	.436	—	—	—	427	613	.697	1160	48.3	—	—	—	—	1921	80.0
Opp.	24	664	1514	.439	—	—	—	446	685	.651	1082	45.1	—	—	—	—	1774	73.9
1972-73	24	740	1725	.429	—	—	—	326	487	.669	1245	51.9	—	—	—	—	1806	75.3
Opp.	24	732	1809	.405	—	—	—	332	494	.672	1140	47.5	—	—	—	—	1796	74.8

WISCONSIN HISTORY

WISCONSIN MEN'S BASKETBALL 2002-03

1973-74	24	766	1680	.456	—	—	—	295	422	.699	1169	48.7	378	—	—	—	1827	76.1
Opp.	24	653	1574	.415	—	—	—	270	391	.690	914	38.0	277	—	—	—	1576	65.7
1974-75	26	759	1818	.417	—	—	—	335	482	.695	1104	42.5	430	—	—	—	1853	71.3
Opp.	26	814	1711	.476	—	—	—	398	557	.715	1158	44.5	515	—	—	—	2026	77.9
1975-76	26	783	1808	.433	—	—	—	431	600	.718	1131	43.5	448	—	—	—	1997	76.8
Opp.	26	836	1825	.458	—	—	—	467	656	.712	1241	47.7	488	—	—	—	2139	82.3
1976-77	27	737	1738	.424	—	—	—	387	572	.677	1132	41.9	338	—	—	—	1861	68.9
Opp.	27	800	1758	.455	—	—	—	398	561	.709	1100	40.7	405	—	—	—	1998	74.0
1977-78	27	758	1735	.437	—	—	—	397	592	.671	1075	39.8	340	494	59	155	1913	70.9
Opp.	27	794	1618	.491	—	—	—	451	627	.719	1009	37.4	381	511	94	129	2039	75.5
1978-79	27	760	1728	.440	—	—	—	363	545	.666	1048	38.8	377	495	66	203	1883	69.7
Opp.	27	776	1604	.484	—	—	—	433	603	.718	993	36.8	427	528	112	147	1985	73.5
1979-80	29	783	1666	.470	—	—	—	457	638	.716	1062	36.6	380	513	65	151	2023	69.8
Opp.	29	749	1620	.462	—	—	—	413	578	.715	923	31.8	335	510	93	164	1911	65.9
1980-81	27	690	1498	.461	—	—	—	376	558	.667	898	32.9	339	455	64	151	1756	65.5
Opp.	27	718	1446	.498	—	—	—	410	587	.700	882	32.7	330	462	58	185	1846	68.9
1981-82	27	721	1664	.433	—	—	—	293	426	.688	911	33.8	351	450	83	154	1735	64.3
Opp.	27	768	1502	.511	—	—	—	452	645	.701	984	36.4	379	472	78	153	1988	73.7
1982-83	28	739	1678	.440	22	68	.324	314	433	.725	901	32.2	351	409	91	160	1813	64.8
Opp.	28	771	1571	.491	30	68	.441	421	593	.710	1025	36.6	381	451	112	157	1994	71.2
1983-84	28	743	1579	.471	—	—	—	413	545	.758	833	29.8	403	379	45	146	1899	66.0
Opp.	28	791	1447	.547	—	—	—	417	590	.707	855	30.5	459	433	77	178	1999	71.4
1984-85	28	803	1646	.488	—	—	—	361	496	.728	900	32.1	456	374	61	149	1967	70.3
Opp.	28	807	1659	.486	—	—	—	399	555	.719	965	34.5	426	392	60	162	2013	71.9
1985-86	28	814	1686	.483	—	—	—	368	502	.733	892	31.9	442	382	51	181	1996	71.3
Opp.	28	846	1637	.517	—	—	—	399	541	.738	947	33.8	412	418	74	169	2091	74.7
1986-87	31	813	1696	.479	160	358	.447	407	596	.683	982	31.7	506	482	83	185	2193	70.7
Opp.	31	846	1793	.472	87	233	.373	434	636	.682	1087	35.1	479	451	84	234	2213	71.4
1987-88	28	710	1539	.461	126	292	.432	387	569	.680	841	30.0	442	429	68	196	1933	69.0
Opp.	28	784	1585	.495	108	264	.409	408	560	.729	968	34.6	462	461	84	199	2084	74.4
1988-89	30	774	1546	.501	146	326	.448	406	606	.670	859	28.6	450	401	86	220	2100	70.0
Opp.	30	699	1503	.465	105	267	.393	438	606	.723	885	29.5	367	470	71	162	1941	64.7
1989-90	31	744	1558	.478	121	311	.408	416	642	.648	933	30.1	445	450	78	195	2031	65.5
Opp.	31	721	1591	.453	117	313	.374	445	622	.715	951	30.7	363	440	59	189	2004	64.6
1990-91	30	743	1476	.503	186	450	.413	451	661	.682	900	30.0	469	482	96	160	2123	70.8
Opp.	30	801	1701	.471	134	370	.362	358	517	.693	893	29.8	410	386	62	221	2094	69.8
1991-92	31	792	1689	.469	179	420	.426	463	682	.679	966	31.2	416	456	153	208	2226	71.8
Opp.	31	790	1697	.466	124	327	.379	503	689	.730	1036	33.4	417	493	101	217	2207	71.2
1992-93	28	793	1754	.452	219	570	.384	341	519	.676	910	32.5	408	414	90	214	2156	77.0
Opp.	28	755	1599	.472	104	315	.330	504	681	.740	1043	37.3	375	506	89	194	2118	75.6
1993-94	29	816	1755	.465	225	609	.369	402	599	.671	1090	37.6	472	449	135	201	2259	77.9
Opp.	29	736	1754	.420	156	466	.335	471	667	.706	1055	36.4	383	442	83	241	2099	72.4
1994-95	27	672	1611	.417	186	561	.332	440	687	.640	1062	39.3	343	448	103	172	1970	73.0
Opp.	27	661	1612	.410	140	441	.317	472	696	.678	1061	39.3	328	428	86	181	1934	71.6
1995-96	32	726	1672	.434	189	551	.343	473	680	.696	1071	33.5	415	486	91	201	2114	66.1
Opp.	32	733	1704	.430	199	564	.353	408	610	.669	1051	32.8	408	488	118	225	2073	64.8
1996-97	28	570	1391	.410	137	406	.337	377	569	.663	951	34.0	332	422	97	187	1654	59.1
Opp.	28	502	1329	.378	128	408	.314	416	612	.680	885	31.6	236	437	73	195	1548	55.3
1997-98	31	644	1579	.408	130	438	.297	459	652	.704	996	32.1	348	431	95	189	1877	60.5
Opp.	31	643	1513	.425	197	553	.356	457	689	.663	1034	33.4	354	482	98	186	1940	62.6
1998-99	32	685	1573	.435	204	572	.357	413	558	.740	948	29.6	433	377	78	224	1987	62.1
Opp.	32	613	1504	.408	161	487	.331	379	564	.672	993	31.0	313	486	88	159	1766	55.2
1999-00	36	765	1793	.427	207	602	.344	420	617	.681	1107	30.8	478	408	102	236	2157	59.9
Opp.	36	683	1720	.397	189	551	.343	452	652	.693	1173	32.6	361	513	98	177	2007	55.8
2000-01	29	575	1349	.426	174	477	.365	399	568	.702	869	30.0	358	337	68	172	1723	59.4
Opp.	29	560	1364	.411	158	485	.326	363	514	.706	858	29.6	286	367	89	138	1641	56.6
2001-02	32	731	1675	.436	211	593	.356	471	655	.719	1032	32.2	407	414	60	188	2144	67.0
Opp.	32	778	1707	.456	192	551	.348	353	515	.685	1038	32.4	398	436	98	209	2101	65.7

SEASON STATISTICS SINCE 1984-85

1984-85

Name	G	FG-FGA	FT-FTA	Reb.	A	B	S	Pts. Avg.
Roth	28	198-365	117-156	86	74	4	26	18.3
Olson	28	197-397	73-82	52	66	0	20	16.7
Weber	28	85-173	37-53	162	53	17	24	7.4
Heineman	25	71-135	39-51	118	111	0	33	7.2
Ploss	28	70-142	25-44	101	32	20	9	5.9
Barnes	25	49-118	19-32	88	16	7	9	4.7
Smith	27	47-99	10-14	27	43	1	7	3.9
Steinhaus	22	33-75	11-13	42	34	3	5	3.5
Ripley	21	19-46	18-27	52	1	0	4	2.7
Laszewski	20	21-63	8-15	39	13	7	7	2.6
Hippen	17	10-27	4-7	19	10	2	3	1.4
Harris	7	2-4	0-0	2	3	0	2	0.6
Parker	3	1-2	0-0	0	0	0	0	0.7
Hill	3	0-0	0-2	0	1	0	0	0.0
team				112				
UW	28	803-1646	361-496	900	456	61	149	70.3
Opp	28	807-1659	399-555	965	426	60	162	71.9

1987-88

Name	G	FG-FGA	FT-FTA	Reb.	A	B	S	Pts. Avg.
Jackson	28	192-426	88-106	106	98	4	59	19.5
Jones	26	176-309	89-124	121	26	17	14	17.0
Locum	28	58-137	30-35	41	41	2	16	6.7
Molaski	28	49-128	54-67	106	104	3	42	5.6
Tapp	28	62-129	25-43	51	43	0	14	5.5
Portmann	28	62-160	27-49	101	33	25	16	5.4
Tompkins	27	46-95	28-54	88	32	9	7	4.4
Schubring	28	41-89	11-36	101	29	5	9	3.3
Robinson	19	19-48	25-33	34	30	1	18	3.3
Fleming	7	2-5	3-4	2	3	0	1	1.1
Robertson	15	1-7	3-9	6	0	1	0	0.3
Simms	2	1-4	2-5	7	3	0	0	2.0
Willey	8	1-2	2-4	3	0	1	0	0.5
team				74				
UW	28	710-1539	387-569	841	442	68	196	69.0
Opp.	28	784-1585	408-560	968	462	84	199	74.4

1990-91

Name	G	FG-FGA	FT-FTA	Reb.	A	B	S	Pts. Avg.
Tompkins	30	164-258	95-147	264	78	25	23	14.1
Simms	29	153-267	114-179	149	98	4	27	14.5
Locum	30	107-212	51-59	75	53	3	25	11.0
Hisle	28	71-170	68-94	62	52	1	13	8.7
Ellenson	30	71-159	27-34	83	46	10	18	6.7
McGee	26	51-105	28-46	45	18	16	10	5.0
Good	24	29-70	24-27	17	24	0	3	4.3
Peters	28	29-59	7-11	24	50	3	21	3.0
Ely	20	27-48	11-22	35	2	20	2	3.3
Weaver	16	15-34	6-9	14	4	2	3	2.9
Douglass	21	12-45	16-21	23	30	3	8	2.1
Harrell	23	11-33	1-7	32	6	6	4	1.0
Johnsen	12	2-14	2-2	6	7	0	2	0.5
Johnson	8	1-2	1-3	8	1	3	1	0.4
team				63				
UW	30	743-1476	451-661	900	469	96	160	70.8
Opp.	30	801-1701	358-517	893	410	62	221	69.8

1985-86

Name	G	FG-FGA	FT-FTA	Reb.	A	B	S	Pts. Avg.
Olson	28	237-485	97-110	67	43	1	33	20.4
Weber	28	131-258	67-89	161	55	28	26	11.8
Ripley	28	101-195	41-55	194	50	6	29	8.7
Smith	15	84-153	30-46	24	44	0	7	13.2
Heineman	22	65-142	44-55	76	100	2	18	7.9
Steinhaus	28	79-182	16-25	87	43	0	26	6.2
Molaski	28	44-84	36-54	75	55	2	19	4.4
Jackson	13	35-83	5-10	18	24	0	9	5.8
Laszewski	21	24-54	13-21	36	12	6	7	3.1
Schubring	22	8-32	9-15	39	15	3	6	1.1
Robertson	13	5-16	8-18	13	1	3	0	1.4
Willey	9	1-2	2-4	4	0	0	1	0.4
team				98				
UW	28	814-1686	368-502	892	442	51	181	71.3
Opp.	28	846-1637	399-541	947	412	74	169	74.7

1988-89

Name	G	FG-FGA	FT-FTA	Reb.	A	B	S	Pts. Avg.
Jones	30	231-449	149-199	141	35	12	26	20.4
Jackson	30	201-408	99-133	90	101	1	50	19.1
Locum	30	83-168	45-55	71	60	3	25	8.8
Simms	30	84-162	21-53	99	52	12	27	6.3
Molaski	30	48-107	41-54	83	108	2	40	5.0
Portmann	30	63-113	9-18	112	42	34	26	4.5
Tompkins	12	23-35	17-33	46	10	8	2	5.3
Schubring	29	19-47	7-21	102	11	9	8	1.6
Good	9	3-12	6-7	2	1	0	1	1.7
Gillespie	6	6-9	2-7	8	4	1	2	2.3
Ellenson	9	4-8	1-2	9	4	1	1	1.2
Willey	9	4-8	0-0	5	0	3	3	0.9
Robertson	11	2-7	3-5	8	0	0	0	0.6
Robinson	16	0-5	6-13	15	17	0	7	0.4
Douglass	14	3-8	0-6	8	5	0	2	0.4
team				60				
UW	30	774-1546	406-606	859	450	86	220	70.0
Opp.	30	699-1503	438-606	885	367	71	162	64.7

1991-92

Name	G	FG-FGA	FT-FTA	Reb.	A	B	S	Pts. Avg.
Webster	31	186-419	90-115	116	151	6	48	17.3
Finley	31	130-287	95-128	152	85	24	27	12.3
McGee	30	123-222	72-132	133	29	19	23	10.6
Ely	30	82-163	31-55	98	7	41	14	6.5
Good	30	52-112	36-43	13	24	0	9	5.9
Petersen	28	53-99	34-52	75	4	22	7	5.0
Douglass	30	49-104	27-30	68	47	5	26	4.5
Johnson	31	38-70	13-24	98	8	27	9	2.9
Peters	29	27-66	20-27	45	37	2	28	3.0
Schell	21	14-38	7-9	11	5	1	5	2.2
Harrell	22	18-44	9-18	31	8	4	4	2.0
Kilbride	15	6-23	14-17	4	4	0	2	2.1
Kelley	19	11-22	8-19	22	0	0	2	1.6
Moore	5	3-8	3-6	12	1	2	1	1.8
Johnsen	12	0-12	4-7	6	6	0	3	0.3
team				82				
UW	31	792-1689	463-682	966	416	153	208	71.8
Opp.	31	790-1697	503-689	1036	417	101	217	71.2

1986-87

Name	G	FG-FGA	FT-FTA	Reb.	A	B	S	Pts. Avg.
Weber	31	182-324	105-141	251	69	45	41	15.1
Smith	31	126-301	45-63	54	75	1	24	11.5
Jackson	28	129-289	46-59	36	38	1	33	12.5
Heineman	28	99-190	61-84	127	137	1	20	10.3
Jones	31	101-181	52-88	99	21	10	9	8.2
Ripley	31	70-160	25-38	149	55	9	24	5.9
Portmann	29	37-72	32-55	65	19	13	8	3.7
Molaski	27	26-60	28-40	54	68	0	9	3.0
Tapp	24	23-67	5-8	30	27	1	10	2.3
Fleming	15	10-25	2-6	9	2	0	1	1.8
Schubring	21	6-13	4-10	24	2	0	5	0.8
Robertson	11	4-14	2-4	14	1	2	1	0.9
team				72				
UW	31	813-1696	407-596	982	506	83	185	70.7
Opp.	31	846-1793	434-636	1087	479	84	234	71.4

1989-90

Name	G	FG-FGA	FT-FTA	Reb.	A	B	S	Pts. Avg.
Jones	31	215-412	118-188	140	26	15	20	17.7
Simms	30	153-284	92-146	145	97	11	33	13.3
Locum	30	94-194	40-45	69	67	0	33	9.8
Tompkins	28	73-146	40-80	178	29	10	17	6.6
Good	30	41-111	57-63	21	37	0	12	5.7
Hisle	31	46-126	32-46	44	33	7	18	4.5
Portmann	31	53-127	9-25	134	37	30	24	3.7
Douglass	31	32-72	13-18	41	65	1	17	2.8
Ellenson	30	26-54	5-17	57	39	4	12	1.9
Harrell	19	8-24	4-8	19	4	0	6	1.1
Robinson	9	3-8	6-6	13	11	0	3	1.3
team				72				
UW	31	744-1558	416-642	933	445	78	195	65.5
Opp.	31	721-1591	445-622	951	363	59	189	64.6

1992-93

Name	G	FG-FGA	FT-FTA	Reb.	A	B	S	Pts. Avg.
Finley	28	223-478	111-144	161	86	18	49	22.1
Webster	28	139-354	72-89	96	179	2	66	14.1
Johnsen	27	65-171	3-11	38	19	2	8	6.7
Kilbride	27	58-137	16-20	34	37	1	25	6.7
Ely	28	80-131	17-45	104	5	31	8	6.3
Petersen	27	58-93	27-39	44	1	4	11	5.3
Kelley	28	55-130	31-45	116	24	5	10	5.0
Harrell	28	48-104	34-47	90	13	4	13	4.6
McGee	16	19-40	15-30	50	10	6	7	3.3
Carl	21	16-28	7-13	9	19	0	5	2.2
McDuffie	25	15-36	5-14	34	3	1	2	1.4
Johnson	26	7-20	10-16	39	3	16	5	0.9
Conger	13	6-20	0-0	7	7	0	2	1.4
Moore	9	4-8	2-2	9	0	0	2	1.1
Timmerman	3	0-4	1-4	4	2	0	1	0.3
team				75				
UW	28	793-1754	351-519	910	408	90	214	77.0
Opp.	28	755-1						

1993-94

Name	G	FG-FGA	FT-FTA	Reb.	A B S			Pts. Avg.
					A	B	S	
Finley	29	208-446	110-140	194	92	21	40	20.4
Griffith	25	127-236	94-162	212	24	66	9	13.9
Webster	29	120-272	45-63	79	171	5	69	11.4
Petersen	29	93-157	48-72	121	9	18	9	8.1
Kilbride	29	69-164	22-27	76	55	0	19	7.4
Roberts	28	54-149	20-32	61	20	3	12	5.5
Kelley	28	60-130	24-38	130	21	3	11	5.3
Johnsen	24	26-66	2-5	21	19	0	10	3.2
Hoskins	22	18-51	19-26	27	46	0	15	2.7
Johnson	28	17-40	7-18	57	7	17	4	1.5
Moore	12	12-21	10-11	17	2	2	1	2.8
McDuffie	12	8-14	1-5	10	4	0	1	1.4
Conger	10	4-9	0-0	2	2	0	1	1.1
team				83				
UW	29	816-1755	402-599	1090	472	135	201	77.9
Opp.	29	736-1754	471-667	1055	383	83	241	72.4

1994-95

Name	G	FG-FGA	FT-FTA	Reb.	A B S			Pts. Avg.
					A	B	S	
Finley	27	178-470	140-181	141	108	15	52	20.5
Griffith	26	167-295	113-195	281	21	58	11	17.2
Kilbride	25	57-152	18-26	51	49	0	19	7.4
Hoskins	27	55-142	55-71	85	92	2	32	6.8
Mason	25	41-122	23-39	49	20	6	10	5.0
Kelley	27	52-116	15-37	91	15	3	15	4.5
Daugherty	26	43-123	20-34	99	13	8	11	4.6
Nwachukwu	27	22-49	26-55	76	0	4	5	2.6
Peterson	18	21-57	12-17	20	4	1	2	3.7
Moore	21	20-37	6-10	43	10	5	10	2.2
Roberts	10	12-35	9-12	26	8	0	4	3.7
Conger	10	2-3	1-2	1	1	0	1	0.7
Coleman	10	2-6	2-6	8	0	1	0	0.6
Carlin	7	0-4	0-2	6	2	0	0	0.0
Vraney	1	0-0	0-0	0	0	0	0	0.0
team				85				
UW	27	672-1611	440-687	1062	343	103	172	73.0
Opp.	27	661-1612	472-696	1061	328	86	181	71.6

1995-96

Name	G	FG-FGA	FT-FTA	Reb.	A B S			Pts. Avg.
					A	B	S	
Okey	32	151-343	100-142	218	100	42	35	13.2
Peterson	30	118-282	79-107	113	50	1	18	11.5
Daugherty	32	125-272	70-96	202	33	13	22	10.4
Auriantal	32	96-213	50-76	76	67	1	43	8.7
Hall	28	60-155	26-33	36	58	2	9	7.0
Nwachukwu	31	59-119	63-108	167	11	5	21	5.8
Mason	13	37-93	28-33	31	22	6	15	8.6
Carlin	29	26-75	16-20	33	36	2	18	3.1
Hoskins	9	26-57	24-31	18	35	0	15	9.4
Coleman	25	10-21	6-18	59	0	18	3	1.0
Vraney	13	9-14	5-6	13	0	0	0	1.8
Duany	2	4-7	4-4	3	0	0	0	7.5
Kosolcharoen	18	4-20	2-6	16	3	1	2	0.6
Hayes	2	1-1	0-0	2	0	0	0	1.0
Burkemper	3	0-0	0-0	0	0	0	0	0.0
Malinowski	2	0-0	0-0	0	0	0	0	0.0
team				84				
UW	32	726-1672	473-680	1071	415	91	201	66.1
Opp.	32	733-1704	408-610	1051	408	118	225	64.8

1996-97

Name	G	FG-FGA	FT-FTA	Reb.	A B S			Pts. Avg.
					A	B	S	
Grant	28	129-261	92-129	145	21	34	14	12.5
Okey	27	103-239	80-125	230	77	24	32	11.2
Daugherty	28	104-235	45-65	151	22	13	17	9.6
Calderwood	27	71-202	57-72	87	101	5	63	8.8
Auriantal	28	49-121	23-40	75	42	2	25	5.0
Duany	27	47-142	15-34	39	11	1	6	5.1
Kosolcharoen	28	39-110	27-33	45	24	2	16	4.2
Mason	4	9-25	16-20	11	5	2	5	9.2
Coleman	27	11-23	8-25	37	2	13	3	1.1
Burkemper	24	4-15	7-8	25	25	0	5	0.7
Vraney	11	2-8	2-2	6	0	0	1	0.5
Shafer	7	0-4	4-8	1	2	0	0	0.6
Schumacher	6	1-3	0-2	4	0	0	0	0.5
Meiners	4	1-1	0-0	2	0	0	0	0.5
Quest	10	0-2	1-6	10	0	1	0	0.1
team				83				
UW	28	570-1391	377-569	951	332	97	187	59.1
Opp.	28	502-1329	416-612	885	236	73	195	55.3

1997-98

Name	G	FG-FGA	FT-FTA	Reb.	A B S			Pts. Avg.
					A	B	S	
Mason	31	149-378	128-157	106	46	13	14	15.5
Daugherty	31	125-282	75-105	192	33	18	14	10.8
Auriantal	29	72-205	38-53	99	64	2	46	7.2
Vershaw	31	59-134	42-72	83	52	8	10	5.3
Kowske	31	58-117	41-61	120	14	18	10	5.1
Duany	29	48-150	18-27	50	10	9	8	4.5
Kelley	31	44-108	30-38	63	55	4	58	4.2
Coleman	30	37-64	35-63	89	4	15	10	3.6
Okey	9	29-71	25-34	44	23	5	8	9.8
Linton	21	20-51	12-19	29	8	2	0	2.5
Burkemper	31	3-18	15-23	26	39	1	10	0.7
Chambers	7	0-1	0-0	3	0	0	1	0.0
Vraney	6	0-0	0-0	4	0	0	0	0.0
team				88				
UW	31	644-1579	459-652	996	348	95	189	60.5
Opp.	31	643-1513	457-689	1034	354	98	186	62.6

1998-99

Name	G	FG-FGA	FT-FTA	Reb.	A B S			Pts. Avg.
					A	B	S	
Mason	32	162-419	137-169	137	61	13	28	16.8
Calderwood	32	99-250	45-57	94	104	0	48	9.3
Vershaw	32	84-185	61-75	97	56	11	8	7.2
Bryant	31	72-161	4-5	40	17	1	15	6.3
Kowske	32	85-148	23-52	157	10	27	16	6.0
Wills	32	52-98	40-52	106	21	5	13	4.5
Kelley	32	45-94	49-65	86	86	6	62	4.4
Auriantal	24	30-83	21-30	34	33	2	19	3.8
Duany	21	18-43	7-10	19	5	3	2	2.5
Linton	32	29-67	16-22	72	30	10	10	2.3
Davis	12	2-12	7-14	7	6	0	1	1.1
Faust	6	2-4	2-3	2	1	0	0	1.0
Burkemper	9	2-3	1-4	4	2	0	2	0.7
Moriarity	7	2-3	0-0	3	1	0	0	0.6
Sessoms	7	0-2	0-0	3	0	0	0	0.0
team				87				
UW	32	685-1573	413-558	948	433	78	224	62.1
Opp.	32	613-1504	379-564	993	313	88	159	55.2

1999-00

Name	G	FG-FGA	FT-FTA	Reb.	A B S			Pts. Avg.
					A	B	S	
Vershaw	36	148-326	106-144	153	118	26	21	11.8
Kowske	36	137-235	57-88	222	15	27	10	9.2
Bryant	36	99-256	24-38	87	45	4	28	8.2
Boone	36	74-216	57-78	110	57	13	34	6.1
Duany	34	58-160	15-23	57	14	6	9	5.2
Kelley	36	54-96	66-89	83	114	8	95	5.0
Linton	35	62-138	27-39	95	27	13	10	4.5
Wills	36	50-135	23-34	92	16	4	5	3.7
Penney	34	45-135	14-19	48	27	1	8	3.7
Davis	36	28-73	18-40	54	45	0	13	2.1
Swartz	17	7-13	11-21	10	0	0	3	1.5
Faust	8	2-4	1-2	3	0	0	0	0.8
Smith	11	1-6	1-2	3	0	0	0	0.4
team				90				
UW	36	765-1793	420-617	1107	478	102	236	59.9
Opp.	36	683-1720	452-652	1173	361	98	177	55.8

2000-01

Name	G	FG-FGA	FT-FTA	Reb.	A B S			Pts. Avg.
					A	B	S	
Boone	29	121-294	88-118	120	59	12	36	12.8
Penney	29	108-245	40-56	88	32	5	17	11.2
Vershaw	29	79-203	86-119	119	85	12	10	8.6
Kowske	29	79-145	45-79	157	11	14	18	7.0
Linton	21	46-114	19-24	71	20	11	8	5.6
Kelley	29	48-106	47-64	66	89	8	60	5.3
Bower	21	28-63	13-16	24	6	1	5	4.3
Wills	29	39-97	29-39	88	19	2	8	4.2
Davis	21	15-46	17-30	33	28	0	8	2.2
Mader	17	6-18	6-8	27	3	3	0	1.1
Owens	18	5-12	7-12	3	5	0	1	1.0
Ukawuba	5	1-2	0-0	1	0	0	0	0.4
Grusczyński	6	0-2	2-3	2	0	0	0	0.3
Schmit	5	0-2	0-0	0	1	0	1	0.0
team				70				
UW	29	575-1349	399-568	869	358	68	172	59.4
Opp.	29	560-1364	363-514	858	286	89	138	56.6

2001-02

Name	G	FG-FGA	FT-FTA	Reb.	A B S			Pts. Avg.
					A	B	S	
Penney	32	167-368	86-112	157	55	3	20	15.1
Harris	32	117-283	101-130	105	56	18	43	12.3
Wills	32	112-235	70-106	165	58	8	18	10.2
Wilkinson	32	94-212	93-123	171	48	14	40	9.3
Owens	32	108-240	24-40	87</				

PAST WISCONSIN COACHES

JAMES C. ELSOM (1899-1904)

Record of 25-14 (.641) in six years at UW ... UW-Madison professor of physical education and physical therapy from 1894-1936 ... oversaw first Wisconsin teams as "coach" ... died in 1949.

EMMETT ANGELL (1905-08)

Record of 43-15 (.741) in four years at UW ... coached Chris Steinmetz, UW's first all-American in 1905 ... owns highest winning percentage of any Badger coach ... coached UW's first two conference titles (1907 and 1908) ... a driving force in establishing basketball at Wisconsin and in Western Conference (now the Big Ten).

HASKELL NOYES (1909-11)

Record of 26-15 (.634) in three years at UW ... guided Badgers to 23-2 homecourt record during his tenure.

WALTER MEANWELL (1912-17; '21-34)

Record of 246-99 (.712) in 20 years at UW ... second-winningest coach in Badger history ... Badgers were 92-9 in his first six years, including one of school's three 20-win seasons in 1915-16 ... his 1911-12 and 1913-14 Badgers were both 15-0, the only two undefeated seasons in UW history ... coached two first-team all-Americans (George Levis and Bud Foster) ... a 1959 inductee into Naismith Memorial Basketball Hall of Fame ... coached Wisconsin to eight undisputed or shared Big Ten titles ... legendary coach credited with launching modern basketball's emphasis on finesse and offensive strategy ... his famous "criss-cross, pivot and pass" offense utilized all five players and featured short passes, the revolutionary criss-cross and weave, pivot in motion and screens for the shooter ... known as the "Little Doctor", he held a medical degree from Maryland and Ph.D from Wisconsin ... practiced medicine in Madison until his death in 1953.

GUY LOWMAN (1918-20)

Record of 34-19 (.642) in three years at UW ... coached UW to Big Ten title in his first season (1918) ... coached Badger foot-

ball (1918) and baseball (1918, 1921-32) teams, as well ... directed UW Department of Physical Education for 26 years ... died in 1943.

HAROLD "BUD" FOSTER (1935-59)

Record of 265-267 (.498) in 25 years at UW ... school's all-time winningest coach ... guided Badgers to school's first two NCAA tournaments, including 1941 NCAA title ... coached three — Gene Englund, John Kotz and Don Rehfeldt — first-team all-Americans ... a 1964 inductee into Naismith Memorial Basketball Hall of Fame ... coached Badgers to one of school's three 20-win seasons in 1941 (team had season-ending 15-game winning streak) ... first-team all-America player in 1930.

JOHN ERICKSON (1960-68)

Record of 100-114 (.467) in nine years at UW ... fourth-winningest coach in Wisconsin history and ranks third in school annals in Big Ten wins (52) ... prior to 1997, his '62 squad was last at UW to win 10 Big Ten games ... his 1961-62 team's .708 (17-7) winning percentage is highest at Wisconsin in the last 48 years.

JOHN POWLESS (1969-76)

Record of 88-108 (.449) in eight years at UW ... prior to 1997, his '74 Badgers were school's last team to register a winning record (8-6) in conference play ... best season was 1973-74 when Badgers were 16-8 ... coached nine NBA draft choices at UW, most of any Badger coach ... has attained ranking as No. 1 tennis player in the world in singles and doubles for senior men 55 and older ... former color commentator on Badger basketball TV broadcasts.

BILL COFIELD (1977-82)

Record of 63-101 (.384) in six years at UW ... coached four (Wes Matthews and Joe Chnelich in 1980, and Claude Gregory and Larry Petty in 1981) Badgers who were NBA draft picks.

STEVE YODER (1983-92)

Record of 128-165 (.437) in 10 years at UW ... third-winningest coach in school history ... also had third-longest tenure of any Wisconsin coach ... took Badgers to two NITs, including school's first postseason appearance (1989) since 1947 ... coached Badger stars Rick Olson, Danny Jones, Tracy Webster and Michael Finley ... color commentator on UW basketball television broadcasts.

STU JACKSON (1993-94)

Record of 32-25 (.561) in two years at UW ... guided Badgers to school's first NCAA tournament bid (1994) since 1947 ... became first Wisconsin coach to take teams to back-to-back postseason tournaments ... left Wisconsin in summer of 1994 for front office position with NBA's expansion Vancouver Grizzlies ... now works for the NBA in New York.

STAN VAN GUNDY (1995)

Record of 13-14 (.481) in one year at UW ... named head coach in summer of 1994 after two years as assistant to Stu Jackson ... now an assistant coach to Pat Riley with Miami Heat ... brother of New York Knicks coach Jeff Van Gundy.

DICK BENNETT (1996-2000)

Record of 93-69 (.574) in five-plus years at UW ... only coach in school history to lead Badgers to three NCAA tournament appearances ... coached Wisconsin to 2000 Final Four, the second in school history ... his teams won a school-record 22 games in both 1998-99 and 1999-2000 ... also reached the NIT in 1995-96, his first season ... his teams led the Big Ten in scoring defense four times, placing in the top five nationally three times ... resigned on Nov. 30, 2000, three games into the 2000-01 season.

BRAD SODERBERG (2001)

Record of 16-10 in one year (.615) at UW ... took over after Dick Bennett resigned on Nov. 30, 2000 ... only UW head coach in history to lead a team to the NCAA tournament in his first year at the helm.

WISCONSIN COACHING RECORDS

Coach	Tenure	Yrs.	Overall			Big Ten			Titles
			Won	Lost	Pct.	Won	Lost	Pct.	
James C. Elsom	1898-1904	6	25	14	.641	--	--	--	
Emmett Angell	1905-08	4	43	15	.741	19	5	.792	2 Big Ten
Haskell Noyes	1909-11	3	26	15	.634	18	15	.545	
Walter Meanwell	1912-17, '21-34	20	246	99	.712	158	80	.660	8 Big Ten
Guy Lowman	1812-20	3	34	19	.642	19	17	.528	1 Big Ten
Harold "Bud" Foster	1935-59	25	265	267	.498	143	182	.440	3 Big Ten, 1 NCAA
John Erickson	1960-68	9	100	114	.467	52	74	.413	
John Powless	1969-76	8	88	108	.449	42	78	.350	
Bill Cofield	1977-82	6	63	101	.384	32	76	.296	
Steve Yoder	1983-92	10	128	165	.437	50	130	.278	
Stu Jackson	1993-94	2	32	25	.561	15	21	.417	
Stan Van Gundy	1995	1	13	14	.481	7	11	.389	
Dick Bennett	1996-2000	5	93	69	.574	39	45	.464	
Brad Soderberg	2001	1	16	10	.615	9	7	.563	
Bo Ryan	2002	1	19	13	.594	11	5	.688	1 Big Ten
Totals		104	1191	1049	.532	614	750	.450	

1940-41	Fritz Wegner	1959-60	John Orr		Todd Landrum		Chuck Schramm
1941-42	Fritz Wegner		Ron Nord	1978-79	Bo Ryan	1991-92	Ray McCallum
1942-43	Fritz Wegner	1960-61	John Orr		Larry Reed		John Williams
	Robert Alwin		Ron Nord		Todd Landrum		Chuck Schramm
1943-44	Fritz Wegner	1961-62	John Orr	1979-80	Bo Ryan	1992-93	Ray McCallum
1944-45	Fritz Wegner		Ron Nord		Larry Reed		Stan Van Gundy
1945-46	Fritz Wegner	1962-63	John Orr		Todd Landrum		Sean Miller
	Andy Smith	1963-64	Dave Brown	1980-81	Bo Ryan	1993-94	Stan Van Gundy
1946-47	Fritz Wegner		John Powless		Ken Johnson		Bob Beyer
	Ted Deppe	1964-65	Dave Brown		Don Gosz		Tim Buckley
1947-48	Fritz Wegner		John Powless	1981-82	Bo Ryan	1994-95	Dave Bollwinkel
	Art Rizzi	1965-66	Dave Brown		Ken Johnson		Shawn Hood
	Kurt Grimm		John Powless		Don Gosz		Brian Hecker
1948-49	Fritz Wegner	1966-67	Dave Brown	1982-83	Rick Bowen	1995-96	Brad Soderberg
	Bob Weigandt		John Powless		Brad McNulty		Shawn Hood
	Ray Patterson	1967-68	Dave Brown		Bo Ryan		Brian Hecker
1949-50	Fritz Wegner		John Powless	1983-84	Rick Bowen	1996-97	Brad Soderberg
	Bruce Fossum	1968-69	Dave Brown		Brad McNulty		Shawn Hood
1950-51	Fritz Wegner		Bud Foster		Bo Ryan		Brian Hecker
	Walt Lautenbach		Milt Bruhn	1984-85	Rick Bowen	1997-98	Brad Soderberg
1951-52	Fritz Wegner	1969-70	Dave Brown		Brad McNulty		Shawn Hood
	Art Rizzi		Dave VanderMeulen		Ray McCallum		Brian Hecker
1952-53	Fritz Wegner	1970-71	Dave Brown	1985-86	Rick Bowen	1998-99	Brad Soderberg
	Art Rizzi		Dave VanderMeulen		Brad McNulty		Shawn Hood
1953-54	Fritz Wegner	1971-72	Dave VanderMeulen		Ray McCallum		Brian Hecker
	Art Rizzi		Ted Voigt	1986-87	Brad McNulty	1999-00	Brad Soderberg
1954-55	Fritz Wegner	1972-73	Dave VanderMeulen		Ray McCallum		Shawn Hood
	Ab Nicholas		Ted Voigt		Chris Benetti		Brian Hecker
	Bob Cook	1973-74	Dave VanderMeulen	1987-88	Brad McNulty	2000-01	Shawn Hood
1955-56	Fritz Wegner		Ted Voigt		Ray McCallum		Tony Bennett
	Paul Morrow	1974-75	Dave VanderMeulen		Rod Zentner		Paul Costanzo
	Silas Johnson		Lamont Weaver	1988-89	Brad McNulty	2001-02	Rob Jeter
1956-57	Fritz Wegner	1975-76	Dave VanderMeulen		Ray McCallum		Tony Bennett
	Silas Johnson		Lamont Weaver		Rod Zentner		Greg Gard
	Tom Ward	1976-77	Bo Ryan	1989-90	Ray McCallum		
1957-58	Fritz Wegner		Larry Reed		John Williams		
	Al Hovland		Todd Landrum		Chuck Schramm		
1958-59	Fritz Wegner	1977-78	Bo Ryan	1990-91	Ray McCallum		
	John Erickson		Larry Reed		John Williams		

WISCONSIN HISTORY

LETTERWINNERS

A

ADAMS, James, 1911
 ADAMS, Lloyd (F, 6-6)
 New York, N.Y., 1970
 AFFELDT, George (F, 5-11)
 West Allis, Wis., 1943
 ALWIN, Robert (G, 5-10)
 Madison, Wis., 1940-41-42
 ANDERSON, Dean (G/F, 6-2)
 Madison, Wis., 1976
 ANDERSON, Gary (G, 6-5)
 Madison, Wis., 1972-73-74
 ANDERSON, George, 1914
 ANDERSON, Orrin, 1925
 ANDERSON, Peter (F, 6-3)
 Rockford, Ill., 1951-52
 ANDERSON, Walter (F, 6-2)
 Superior, Wis., 1939-40
 ANDREWS, Charles, 1926-27-28
 ARTHUR, Frank, 1907
 ASLAKSON, Charles (G, 6-2)
 Marshfield, Wis., 1965
 AURIANTAL, Hennssy (G, 6-1)
 Montreal, Que., 1996-97-98-99

B

BACHMAN, Willis, 1945
 BADURA, Robert (G, 6-2)
 Kohler, Wis., 1955-56
 BAILEY, John (G, 6-3)
 Macon, Ga., 1979-80-81-82
 BAIN, Frank, 1925
 BARAO, Thomas (G, 6-3)
 New Bedford, Mass., 1970
 BARLOW, Millard, 1919
 BARNARD, Samuel (F/C, 6-6)
 Oshkosh, Wis., 1958
 BARNES, Kenneth (F, 6-3)
 Decatur, Ill., 1964-65-66
 BARNES, Robert (F, 6-8)
 Racine, Wis., 1985
 BARNESON, Robert (F, 6-3)
 Eau Claire, Wis., 1958-59-60
 BARNUM, Rollie, 1925-26-27
 BARTLETT, Edwin, 1902-03
 BARWIG, Byron, 1923-24-25
 BAUMGARTEN, David (G, 6-0)
 Evansville, Wis., 1971
 BEHR, Louis, 1926-27-28
 BELL, Byron, 1937-38-39
 BENCRISCUITO, Fred (F, 6-1)
 Racine, Wis., 1950-51
 BENDER, John, 1933
 BICKELHAUPT, William, 1910
 BIGGS, James (F, 6-2)
 Chicago, Ill., 1959-60-61
 BIRCH, Albert, 1909-10-11
 BIRCH, Frank, 1918
 BISHOP, Warren, 1900-01
 BLACKWELL, Cory (F, 6-6)
 Chicago, Ill., 1982-83-84
 BLOOR, James, 1946
 BOHEN, James (G, 5-10)
 Reedsburg, Wis., 1963-64-65
 BOONE, Roy (G, 6-3)
 Madison, Wis., 2000-01
 BORLAND, Glenn (F, 6-1)
 Oelwein, Iowa, 1956-57-58
 BOWER, Ricky (G, 6-4)
 Meridian, Id., 2001

BOWERS, Dale (F, 6-0)
 Rockford, Ill., 1949
 BREITKREUTZ, Emil, 1904-05
 BRENS, John (C, 6-8)
 St. Charles, Ill., 1962-63-64
 BREY, Peter (F, 6-7)
 Wisconsin Rapids, Wis.,
 1975-76-77
 BROCK, Harold, 1918
 BROOKS, Henry, 1925-26
 BRYANT, Jon (G, 6-2)
 Plymouth, Minn., 1999-00
 BUECHL, William (F, 6-1)
 Wauwatosa, Wis., 1951
 BUNKE, Richard (C/F, 6-1)
 New London, Wis., 1945
 BURDICK, William, 1899-1900
 BURLINGTON, Keith (G, 6-2)
 Browntown, Wis., 1968-69
 BURKEMPER, David (G, 6-1)
 Hubertus, Wis., 1996-97-98-99
 BURKS, Frank (C/F, 6-4)
 Chicago, Ill., 1960
 BUSH, James, 1904-05-06

C

CABLE, Richard (F, 6-1)
 Stevens Point, Wis., 1952-53-54-55
 CALDERWOOD, Tyre (G, 6-0)
 Joliet, Ill., 1997, '99
 CANNON, Patrick (G, 5-10)
 Brookfield, Wis., 1971
 CARL, Adam (G, 5-11)
 Northbrook, Ill., 1993
 CARLIN, Michael (G, 6-0)
 Valparaiso, Ind., 1966-67-68
 CARLIN, Shawn (G, 6-3)
 Middleton, Wis., 1995-96
 CARLSON, George, 1918
 CARPENTER, Edward (F, 6-4)
 Rockford, Ill., 1952
 CARY, David (F, 6-6)
 Milwaukee, Wis., 1983
 CEASER, Carl, 1920-21-22
 CHAMBERS, Chris (G, 6-1)
 Bedford, Ohio, 1998
 CHANDLER, William, 1916-17-18
 CHMIELEWSKI, Ed, 1929-30-31
 CHRNELICH, Joseph (F, 6-7)
 Milwaukee, Wis., 1977-78-79-80
 CLINTON, James (F/C, 6-5)
 Milwaukee, Wis., 1951-55
 CLOW, Fred (C, 6-4)
 Rockford, Ill., 1958-59-60
 COLBERT, Brian (G, 6-0)
 Zion, Ill., 1975-76
 COLEMAN, Booker (C/F, 6-9)
 Jamestown, N.Y.,
 1995-96-97-98
 CONGER, Chris (G, 6-3)
 Green Bay, Wis., 1993-94-95
 CONLON, Dennis (G, 6-3)
 Dubuque, Iowa, 1970-71
 COOK, Robert (F, 5-10)
 Harvard, Ill., 1946-47-48
 COYNE, William, 1937

D

DAHLKE, Charles (C, 6-5)
 Princeton, Wis., 1951-52

DALY, Michael (F, 5-7)
 Wisconsin Rapids, Wis., 1953-54
 DANDRIDGE, Greg (G, 6-2)
 Milwaukee, Wis., 1980-81-82-83
 DAUGHERTY, Sean (F, 6-10)
 Vincennes, Ind., 1995-96-97-98
 DAVIS, Ernest, 1937-38
 DAVIS, Travon (G, 5-10)
 Summit, Ill., 1999-00-01-02
 DeCREMER, James (F/C, 6-7)
 Eau Claire, Wis., 1970-71
 DeMARK, Nick, 1934-35-36
 DeMERIT, John (F, 6-1)
 Port Washington, Wis., 1957
 DEPPE, Ted (F, 6-1)
 Baraboo, Wis., 1941
 DICK, Donald (F, 6-0)
 Montreal, Wis., 1944
 DIEBOLD, Marshall, 1923-24-25
 DOUGAN, Trevor, 1926
 DOUGLASS, Billy (G, 6-5)
 Lake Forest, Ill., 1989-90-91-92
 DOWNS, Edward (F, 5-9)
 Proctor, Minn., 1943
 DOYLE, John, 1928-29
 DRAYTON, Dwight (F, 6-6)
 Rockford, Ill., 1970
 DUANY, Duany (G/F, 6-5)
 Bloomington, Ind.,
 1997-98-99-00
 DUPEE, David, 1937-38-39
 DUTRIASAC, Richard (G, 6-3)
 Wausau, Wis., 1959-61
 DYKSTRA, Clarence (F, 6-0)
 Racine, Wis., 1944

E

ELLENSON, John (F, 6-7)
 Menomonie, Wis., 1989-90-91
 ELLERMAN, Raymond, 1928-29
 ELSOM, Kendall, 1923-24
 ELY, Louis (F, 6-7)
 Harvey, Ill., 1991-92-93
 ENGLUND, Gene (C, 6-4)
 Kenosha, Wis., 1939-40-41
 ENGLUND, Gene Jr. (F, 6-5)
 Oshkosh, Wis., 1962
 EPPERSON, Charles (F, 6-1)
 Jackson, Mich., 1940-41-42

F

FALK, Robert (G, 6-2)
 Madison, Wis., 1975-76-77
 FALLS, Richard (F, 6-1)
 River Forest, Ill., 1947-48
 FANNING, Willis, 1920
 FRABER, Maurice, 1929-30
 FARWELL, Knight, 1924
 FAUROUTE, Gerald (F, 6-5)
 East Gary, Ind., 1976-77
 FAUST, Erik (F, 6-7)
 Arlington Hts., Ill., 1999-00
 FINLEY, Michael (F, 6-7)
 Maywood, Ill., 1992-93-94-95
 FLEMING, Sean (G, 6-2)
 Oakland, Calif., 1987
 FLODEN, Tuve, 1915
 FOLZ, Daniel (C, 6-7)
 Milwaukee, Wis., 1953-54-55-56
 FOSSUM, Bruce (F, 6-1)

Ashland, Wis., 1948-49
 FOSTER, Harold, 1928-29-30
 FRANKLIN, Joseph (F, 6-4)
 Madison, Wis., 1966-67-68
 FRASOR, Robert (G, 6-3)
 Blue Island, Ill., 1970-71-72
 FREY, Mannie, 1937-38
 FULLER, Gordy, 1935-36-37

G

GAGE, Leslie, 1922-23
 GAINES, Arnold (G, 6-4)
 Baltimore, Md., 1977-78-79-80
 GALLAGHER, John (G, 5-11)
 Milton Junction, Wis., 1939-40
 GALLAGHER, Robert, 1944
 GALLE, Fred, 1927
 GARDNER, Thomas (G, 5-10)
 Toluca, Ill., 1966
 GARROTT, William, 1935
 GHARRITY, Martin (G, 6-2)
 Shawano, Wis., 1960
 GIBSON, Douglas, 1922-23-24
 GILLESPIE, James (G, 6-4)
 Detroit, Mich., 1989
 GODFREY, Roger (G, 5-10)
 Wauwatosa, Wis., 1953-54
 GOERING, Vince, 1945
 GOLSTON, Carl (G, 5-9)
 Chicago, Ill., 1982
 GOOD, Brian (G, 6-1)
 Rossville, Ind., 1989-90-91-92
 GRAMS, David (G, 6-1)
 Monroe, Wis., 1963-64
 GRANT, Paul (C, 7-0)
 W. Bloomfield, Mich., 1997
 GREGORY, Claude (F, 6-8)
 Washington, D.C.,
 1978-79-80-81
 GREGORY, James (F, 6-8)
 Washington, D.C., 1977-78
 GRIFFITH, Rashard (C, 6-11)
 Chicago, Ill., 1994-95
 GRIMM, Kurt (G, 6-0)
 Milwaukee, Wis., 1944-45-46
 GRISWOLD, Harry, 1930-31-32
 GROSS, Raymond (C, 6-7)
 Stratford, Wis., 1957-58-59
 GRUSCZYNSKI, Kyle (F, 6-7)
 Seymour, Wis., 2001
 GUSTAFSON, Kenneth
 (F/G, 6-4) St. Charles, Ill.,
 1964-65-66
 GWYN, Thomas (C, 6-6)
 Milwaukee, Wis., 1961-62-63

H

HAARLOW, Robert (C, 6-5)
 Chicago, Ill., 1946-47-48-49
 HAAS, Mel, 1914-15-16
 HACKBART, Dale, 1959
 HALL, Jeremy (G, 5-10)
 Garrett, Ky., 1996
 HAMANN, Ray, 1933-34-35
 HARDY, Emir (F, 6-6)
 Chicago Hts., Ill., 1975
 HARGET, Edmund, 1926
 HARPER, Carl, 1912-13-14
 HARPER, Hugh, 1906-08-10
 HARRELL, Damon (C, 6-9)

Madison, Wis., 1990-91-92-93
 HARRIS, Bob, 1937
 HARRIS, Devin (G, 6-4)
 Milwaukee, Wis., 2002
 HASTINGS, Daniel (G, 6-4)
 Drexel Hill, Pa., 1978-79-80-81
 HAUKEDAHL, Stanley, 1937
 HEARDEN, Donald (G, 6-0)
 Kimberly, Wis., 1962-63-64
 HEINEMAN, Michael (G, 6-3)
 Connersville, Ind., 1984-85-86-87
 HELMHOLZ, Henry, 1900-02
 HEMMING, Victor, 1917
 HENDERSON, Dwight, 1912
 HENDRICKSON, Eino (C, 7-0)
 Holmen, Wis., 1967-68-70
 HENRY, Albert (C, 6-9)
 Memphis, Tenn., 1969-70
 HERREID, Carl (F, 6-3)
 Blair, Wis., 1952
 HERTZ, Gilman (F, 6-3)
 Weyauwega, Wis., 1943-47
 HIPPEN, Jack (F, 6-7)
 Chadwick, Ill., 1982-83-84-85
 HIRSCHBERG, Walter,
 1899-1900-01
 HISLE, Larry Jr. (G, 6-4)
 Mequon, Wis., 1990-91
 HOLCOMB, Douglas (F, 6-4)
 Milwaukee, Wis., 1947
 HOLLINGER, Robert, 1945
 HOLT, Walter (G, 6-1)
 Benton Harbor, Mich., 1957-58
 HOSKINS, Darnell (G, 6-0)
 Dayton, Ohio, 1994-95
 HOTCHKISS, George, 1926-27-28
 HOWARD, Leon (F, 6-5)
 New York, N.Y., 1971-72-73
 HUGHBANKS, Thomas (F, 6-5)
 Green Bay, Wis., 1960-61-62
 HUGHES, Kerry (F, 6-11)
 Freeport, Ill., 1972-73-74
 HUGHES, Kim (C, 6-11)
 Freeport, Ill., 1972-73-74

J

JACKSON, Ronald (F, 6-4)
 Chicago, Ill., 1961-62
 JACKSON, Trent (G, 6-1)
 Bolingbrook, Ill., 1986-87-88-89
 JACOBSON, Steve (G, 6-1)
 Pardeeville, Wis., 1982
 JEFFERSON, Ivan (F, 6-3)
 Herrin, Ill., 1959
 JENKINS, Robert (G, 6-3)
 Milwaukee, Wis., 1978-79-80
 JOHNSON, Jason (G, 6-3)
 New Hope, Minn.,
 1991-92-93-94
 JOHNSON, Allen, 1912-13
 JOHNSON, Bobbie (C, 6-5)
 Washington, D.C., 1963-64
 JOHNSON, Grant (C, 7-0)
 Plymouth, Minn.,
 1991-92-93-94
 JOHNSON, James (F, 6-5)
 Memphis, Tenn., 1967-68-69
 JOHNSON, Robb (F, 6-5)
 W. Palm Beach, Fla., 1966-67
 JOHNSON, Robert (C, 6-8)
 Miami, Okla., 1975-76
 JOHNSON, William (G, 6-0)
 Monroe, Wis., 1944-45
 JOHNSON, Silas Jr. (G, 5-9)
 Madison, Wis., 1951-52
 JONES, Charles, 1935-36-37

JONES, Danny (F, 6-6)
 Rockford, Ill., 1987-88-89-90
 JORGENSEN, Richard (G, 6-0)
 Neenah, Wis., 1955-56

K

KELLEY, Brian (F, 6-7)
 Decatur, Ga., 1992-93-94-95
 KELLEY, Michael (G, 6-3)
 Milwaukee, Wis., 1998-99-00-01
 KILBRIDE, Andy (G, 6-3)
 Kankakee, Ill., 1992-93-94-95
 KNAKE, Robert, 1933-34
 KNAPP, Harold, 1918-19-20-21
 KOEHLER, Dale (F, 6-8)
 Kewaunee, Wis., 1973-74-75-76
 KORTH, John (G, 6-2)
 Neenah, Wis., 1983
 KOSOLCHAROEN, Michael (G, 6-1)
 Adams, Wis., 1996-97
 KOTZ, John (F, 6-3)
 Rhinelander, Wis., 1941-42-43
 KOWALSKI, Henry, 1927-29
 KOWSKE, Andrew (F, 6-8)
 Brookfield, Wis., 1998-99-00-01
 KREKLOW, Mike (F, 6-6)
 Neenah, Wis., 1980-81
 KRUEGER, Robert (G, 6-0)
 Fort Atkinson, Wis., 1943-47
 KUECHENMEISTER, Hugo, 1914
 KULAS, Brian (G, 6-6)
 Wausau, Wis., 1957-58-59

L

LANGE, E.O., 1914-15
 LASZEWSKI, Jay (C/F, 6-8)
 Stevens Point, Wis.,
 1983-84-85-86
 LAUTENBACH, Walter (G, 6-2)
 Plymouth, Wis., 1942-43-47
 LEICHTFUSS, David (G, 6-1)
 Wauwatosa, Wis., 1957
 LENHEISER, Ray (F, 6-1)
 Rhinelander, Wis., 1941
 LEVIS, George, 1915-16-17
 LINDEMANN, Walter, 1908
 LINTON, Maurice (F, 6-7)
 Calumet City, Ill., 1998-99-00-01
 LITZOW, Robert (F, 6-3)
 Stevens Point, Wis., 1956-57-58
 LOCUM, Tim (G, 6-4)
 Flora, Ill., 1988-89-90-91
 LOTZER, Mark (G, 6-0)
 Rockford, Ill., 1976
 LUCHSINGER, Robert (G, 6-3)
 Janesville, Wis., 1973-74-75
 LYNCH, John (G, 6-1)
 Frankfort, Ind., 1941-42

M

MACK, Thomas (F, 5-11)
 Madison, Wis., 1955-56
 MADER, David (C, 6-11)
 Appleton, Wis., 2001-02
 MADER, Robert (G, 6-1)
 Wisconsin Rapids, Wis.,
 1947-48-49-50
 MAISEL, Lawrence, 1918
 MALINOWSKI, Erik (F, 6-7)
 Wausau, Wis., 1996
 MANWARRING, Craig (F, 6-5)
 Trenton, Ill., 1972
 MAPEL, Charles, 1902

MARKHAM, Marshall (F, 5-10)
 Brodhead, Wis., 1949-50-51
 MASON, Sean (G, 6-2)
 Country Club Hills, Ill.,
 1995-96-98-99
 MATHEWS, Eugene (F, 5-7)
 Green Bay, Wis., 1945-46
 MATTHEWS, Wesley (G, 6-1)
 Bridgeport, Conn., 1978-79-80
 MATTHUSEN, Carl, 1929-30
 MAYBERRY, Craig (F/C, 6-9)
 Chicago, Ill., 1969-70
 McCALLUM, James (G, 6-3)
 Terre Haute, Ind., 1967-68
 McCAULEY, Bruce (G, 6-3)
 Sun Prairie, Wis., 1973-74-75
 McCONOCHIE, Stewart, 1903-04
 McCOY, Marcus (G/F, 6-5)
 Chicago Hts., Ill., 1973-74-75
 McDONALD, Gilbert, 1933-34-35
 McDUFFIE, Otto (F, 6-5)
 Milwaukee, Wis., 1992-93
 McGEE, Carlton
 Milwaukee, Wis., 1991-92-93
 McINTOSH, Charles, 1917
 McINTOSH, Clarence, 1919-23
 MEINERS, Matt (G, 6-0)
 North Potomac, Md., 1997
 MENZEL, Exner (F, 6-0)
 Stevens Point, Wis., 1946-47
 MERKEL, Ralph, 1925-26-27
 MEYERS, Paul, 1916-17
 MILLER, David (G, 6-4)
 Chicago, Ill., 1983-84
 MILLER, Fred, 1933
 MILLER, Godfrey, 1925
 MILLER, Lycan, 1927-28-29
 MILLER, Richard (G, 6-0)
 Wheeling, W. Va., 1954-55-56
 MILLER, William (F, 6-2)
 Lena, Ill., 1967
 MILLS, David (G, 5-9)
 Black River Falls, Wis., 1959
 MILLS, Edward (C, 6-6)
 West Milwaukee, Wis., 1943-47-48
 MITCHELL, Keith (F, 6-9)
 Taylor, Mich., 1979-80-81-82
 MITCHELL, Lee, 1935-36-37
 MITCHELL, Thomas (G, 6-1)
 Monroe, Wis., 1967-68-69
 MOLASKI, Tom (F, 6-6)
 Grafton, Wis., 1986-87-88-89
 MOORE, Earl (G/C, 6-4)
 Stevens Point, Wis., 1948-49-50
 MOORE, Howard (F, 6-6)
 Chicago, Ill., 1993-94-95
 MORENZ, Paul (G, 6-0)
 McHenry, Ill., 1965-66
 MORIARITY, John (G, 6-5)
 Oostburg, Wis., 1999
 MORROW, J. Paul (C, 6-7)
 St. Croix Falls, Wis.,
 1952-53-54
 MUELLER, Curtis (F, 6-3)
 Prairie du Sac, Wis., 1954-55-56
 MURRAY, Richard (F, 6-2)
 Three Lakes, Wis., 1959-60

N

NAGLE, Charles (F, 6-5)
 Milwaukee, Wis., 1967-68-69
 NELSON, Douglas, 1930-31-32
 NELSON, George, 1926-27-28
 NEPRUD, Carl, 1912
 NEWBURG, Mark (C, 6-11)
 La Crosse, Wis., 1976-77-79-80

NICHOLAS, Albert (G, 6-3)
 Rockford, Ill., 1950-51-52
 NICKOLI, Robert (C, 6-8)
 Fond du Lac, Wis., 1946
 NIEMUTH, Wallace (C, 6-4)
 Waupaca, Wis., 1946-48
 NORD, Ronald (G, 5-10)
 Minneapolis, Minn., 1950
 NWACHUKWU, Osita (F, 6-8)
 Owerri, Nigeria, 1995-96

O

OAKS, Leroy, 1932
 O'BRIEN, Leland (C, 6-2)
 Marietta, Ohio, 1944
 OCKERSHAUSER, Karl, 1934
 OKEY, Sam (F, 6-7)
 Cassville, Wis., 1996-97
 OLER, Lee (F, 6-5)
 Fox Lake, Ill., 1970-71-72
 OLSEN, Harold, 1915-16-17
 OLSON, Rick (G, 6-1)
 Madison, Wis., 1983-84-85-86
 O'MELIA, Michael (G, 5-10)
 Rhinelander, Wis., 1962-63-64
 OSTROM, Lonnie (F/G, 6-5)
 Silvis, Ill., 1961-62-63
 OWENS, Lawrence "Freddie"
 (G, 6-2) Milwaukee, Wis., 2001-02

P

PAGE, Donald (F, 6-3)
 Madison, Wis., 1949-50
 PAMPERIN, John (F/G, 6-2)
 La Crosse, Wis., 1958
 PARKER, John (C, 6-5)
 Madison, Wis., 1954-55-56
 PATERICK, Timothy (G, 6-4)
 Janesville, Wis., 1973-75-76
 PATTERSON, Donald (G, 6-0)
 Pekin, Ill., 1963
 PATTERSON, Ray (C, 6-3)
 Madison, Wis., 1942-43-44-45
 PAUL, John, 1929-30-31
 PAUST, Benjamin, 1904
 PEARSON, William (F, 6-8)
 McFarland, Wis., 1975-76-77-78
 PEASE, Hariow, 1919-20
 PENNER, Kirk (G, 6-5)
 Auckland, New Zealand,
 2000-01-02
 PETERS, Jay (G, 6-2)
 Janesville, Wis., 1991-92
 PETERSEN, Jeff (C, 6-10)
 Mequon, Wis., 1992-93-94
 PETERSON, Mosezell (G/F, 6-4)
 Louisville, Ky., 1995-96-97
 PETTY, Larry (C, 6-9)
 New York, N.Y., 1978-79-80-81
 PHELPS, Marion, 1912
 PIACENZA, Richard (F, 6-6)
 Highland Park, Ill., 1973-74-76
 PLANK, Neil (G/F, 6-5)
 Mt. Zion, Ill., 2002
 PLONDKE, Scott (F/C, 6-10)
 Dubuque, Iowa, 1984
 PLOSS, John (C, 6-9)
 Antioch, Ill., 1982-83-84-85
 POKER, Lawrence (F, 6-1)
 Milwaukee, Wis., 1947-48-49
 PORTMANN, Kurt (F, 6-11)
 Sheboygan, Wis., 1987-88-89-90
 POSER, John, 1930-31-32
 POSER, Rolf, 1933-34-35
 POTTER, John, 1901-02-03

POWELL, Howard, 1936-37-38
 POWERS, Edward, 1926
 POWERS, Robert (G, 6-2)
 Madison, Wis., 1961
 PREBOSKI, Felix, 1934-35

Q

QUEST, Matt (F, 6-6)
 Watertown, Wis., 1997

R

RADKE, Steven (F/G, 6-5)
 Oshkosh, Wis., 1957-58
 REBHOLZ, James (F/G, 6-5)
 Portage, Wis., 1967
 REBHOLZ, Russ, 1931
 REDDICK, Melvin (G, 6-1)
 Chicago, Ill., 1969
 REHFELDT, Donald (C, 6-6)
 Chicago, Ill., 1947-48-49-50
 REHM, Frederick (G, 6-2)
 Milwaukee, Wis., 1941-42-43
 REINHART, Roger, 1935-36
 REMSTAD, Robert (C, 6-4)
 Kenosha, Wis., 1951
 RENFROE, Dwayne (G, 6-3)
 Sandersville, Ga., 1981
 REWEY, Stanley, 1932
 RICHGELS, Glen (C, 6-8)
 Madison, Wis., 1971
 RICHTER, Pat (C, 6-5)
 Madison, Wis., 1961-62-63
 RIPLEY, Rodney (F, 6-8)
 Pulaski, Wis., 1984-85-86-87
 RIPPE, Russell (G, 6-1)
 Madison, Wis., 1946-47-48
 RIZZI, Arthur (F, 5-7)
 Milwaukee, Wis., 1946-47
 ROBERTS, David (F, 6-5)
 Waunakee, Wis., 1964-65-66
 ROBERTS, Jalil (G/F, 6-4)
 Jersey City, N.J., 1994
 ROBERTSON, Pollis (F, 6-7)
 Wayne, Mich., 1986-87-88-89
 ROBINSON, Byron (G, 6-5)
 Springfield, Ill., 1988-89-90
 ROGERS, Douglas (G, 6-1)
 Waukesha, Wis., 1946-47-48-49
 ROGERS, Harlan, 1906-07-08
 ROGNEBY, James (G, 6-2)
 Cochrane, Wis., 1957-58-59
 ROHAN, Patrick (C, 6-7)
 Madison, Wis., 1971-72
 ROONEY, George, 1936-37-38
 ROSSIN, Robert (C, 6-7)
 Mauston, Wis., 1959-60
 ROTH, Robert (G, 5-10)
 Oshkosh, Wis., 1941
 ROTH, Scott (F, 6-9)
 Brecksville, Ohio, 1982-83-84-85
 RUCKEL, Robert (F, 6-0)
 Fort Wayne, Ind., 1946
 RUDD, Allen (C, 6-10)
 Amery, Wis., 1976
 RUNDELL, John (G, 5-10)
 Madison, Wis., 1938-39-40
 RYCKMAN, Kenneth, 1932
 RYSER, Albert Jr. (G, 5-11)
 Madison, Wis., 1944

S

SANDS, Albert, 1913-14
 SCHEIWE, Edward (G, 5-11)

Chicago Heights, Ill., 1940-41-42
 SCHELL, Jay (G, 6-6)
 Stevens Point, Wis., 1992
 SCHELL, John (G/F, 6-5)
 Cumberland, Wis., 1967-68-69
 SCHMIT, Peter (G, 6-0)
 St. Charles, Ill., 2001
 SCHMITT, Gustav, 1904
 SCHNEIDER, Fredric (F, 6-3)
 Wauwatosa, Wis., 1948-49-50
 SCHNEIDER, Harvey, 1930-31-32
 SCHOENECK, Thomas (C, 6-9)
 Itasca, Ill., 1965
 SCHOFIELD, Harvey, 1902-03-04
 SCHRAGE, Warren (C, 6-4)
 Plymouth, Wis., 1941-42
 SCHUBRING, Darin (C, 6-10)
 Baraboo, Wis., 1986-87-88-89
 SCHUHMACHER, Troy (G, 6-3)
 Sun Prairie, Wis., 1997
 SCHWARTZ, John (G, 6-1)
 Madison, Wis., 1950
 SCHWARTZ, Robert, 1939
 SCOTT, Harlo (C/F, 6-3)
 Platteville, Wis., 1941-42
 SCOVILLE, Walter, 1910-11-12
 SCRIBNER, Charles, 1905-06-07
 SELBO, Glen (G, 6-3)
 La Crosse, Wis., 1944-47
 SELLERS, Brad (C, 6-11)
 Warrensville Hts., Ohio, 1982-83
 SERBIAK, Robert (G, 6-1)
 Milwaukee, Wis., 1958-59
 SESSOMS, Maurice (F, 6-8)
 Teaneck, N.J., 1999
 SEVERIN, Max, 1903-04
 SHAFER, Adam (G/F, 6-4)
 Downers Grove, Ill., 1997
 SHERROD, Clarence (G, 6-2)
 Milwaukee, Wis., 1969-70-71
 SIEBEL, Kenneth (F, 6-4)
 Rock Falls, Ill., 1961-62-63
 SIEFERT, Charles (G, 6-1)
 Black River Falls, Wis., 1952-53
 SIMMS, Willie (F, 6-6)
 Pontiac, Mich., 1989-90-91
 SIMPSON, Eber, 1917-18
 SMITH, Desmond, 1944-45
 SMITH, James (F, 6-6)
 Pittsburgh, Pa., 1979
 SMITH, James III (G, 6-2)
 Wauwatosa, Wis., 1976-77-78
 SMITH, Jim (F, 6-6)
 Toledo, Ohio, 1983
 SMITH, Robert (G, 6-0)
 Madison, Wis., 1946
 SMITH, Robert (F, 6-8)
 Madison, Wis., 2000
 SMITH, Shelton Jr. (G, 6-0)
 Indianapolis, Ind., 1985-86-87
 SMITH, Thomas, 1933-34
 SMITH, William (F/G, 6-3)
 Fond du Lac, Wis., 1976-77
 SPIKA, Daniel (G, 6-0)
 La Crosse, Wis., 1954
 SPOONER, A. Dwight, 1923-24
 STACK, John (C, 6-7)
 Evanston, Ill., 1958-59
 STANGEL, Otto, 1912
 STEEN, Marvin, 1931-32
 STEGE, Edward, 1934-35-36
 STEINHAUS, Gregg (F, 6-9)
 Portage, Wis., 1983-84-85-86
 STEINMETZ, Christian,
 1902-03-04-05
 STEINMETZ, Christian R., 1931
 STELTER, Keith (F, 6-8)
 Rockford, Ill., 1965

STEPHENS, Steven (G, 5-9)
 Platteville, Wis., 1957-58
 STOLL, George, 1925-26-27
 STOLTZ, Oscar, 1914
 STOVER, Paul, 1898-1900-01
 STRACKA, Anthony (F, 6-2)
 Hartford, Wis., 1952-53-54
 STRAIN, William (G, 5-11)
 Harvard, Ill., 1939-40-41
 STRICKLER, Palmer, 1946
 SULLIVAN, Robert, 1945
 SULLIVAN, Robert (F, 6-1)
 Ojibwa, Wis., 1941-42-43
 SWARTZ, Julian (F, 6-6)
 Waukesha, Wis., 2000
 SWEENEY, Dennis (G, 6-1)
 Madison, Wis., 1965-66-67
 SWENHOLT, Helmer, 1907-08-09
 SWENSON, Edwin, 1918
 SYDNOR, Raymond (C, 6-6)
 Baltimore, Md., 1977-78

T

TAPP, Rodney (G, 6-0)
 Evansville, Ind., 1987-88
 TAYLOR, Warren, 1920-21-22
 TEBELL, Gustaf, 1921-22-23
 TENHOPEN, Elmer, 1927-28-29
 TERWILLIGER, Emmett, 1935
 TIMMERMAN, Donald (C, 6-10)
 Sioux Falls, S.D., 1940-41
 TIMMERMAN, Greg (C, 6-10)
 Cuba City, Wis., 1993
 TOMPKINS, Patrick (F, 6-6)
 Waukegan, Ill., 1988-89-90-91
 TORNOWSKA, Russell, 1931

U

UKAWUBA, Ikechukwu "Ike"
 (G, 6-3) Chicago, Ill., 2001
 ULWELLING, John (G, 5-11)
 Appleton, Wis., 1960
 UPHOFF, Rodney (G, 5-10)
 Madison, Wis., 1971

V

VANDER MEULEN, David
 (F, 6-4) Madison, Wis., 1960-61
 VAN DIEN, James (G, 5-10)
 Boyceville, Wis., 1950-51
 VAN GENT, Eugene, 1912-13-14
 VAN RIPER, John, 1911-12-13
 VARNEY, F. Carleton, 1924-25
 VERSHAW, Mark (F, 6-9)
 E. Peoria, Ill., 1998-99-00-01
 VOIGHT, Theodore (F, 6-8)
 Wauwatosa, Wis., 1967-68-69
 VRANEY, Brian (F, 6-6)
 Valders, Wis., 1995-96-97-98

W

WACKMAN, Ralph, 1924-25
 WARD, Thomas (G, 5-11)
 Wauwatosa, Wis., 1951-52-53
 WATSON, Gary (F/C, 6-7)
 New York, N.Y., 1971
 WEAVER, LaMont (G, 6-1)
 Beloit, Wis., 1972-73-74
 WEBER, Jeffrey (F, 6-7)
 Wales, Wis., 1984-85-86-87
 WEBER, Robert (G, 6-6)

Lodi, Wis., 1953-54
 WEBSTER, Tracy (G, 6-0)
 Harvey, Ill., 1992-93-94
 WEGNER, Fred, 1934-35-36
 WEIGANDT, Robert, 1937-38-39
 WEISNER, Ronald (F/G, 5-9)
 Elgin, Ill., 1952-53-54
 WENDLUND, Russell (G, 6-1)
 Peoria, Ill., 1944
 WESTON, Frank, 1919-20
 WICKMAN, Ray, 1931-32-33
 WILHELM, Steve (F, 6-6)
 Fall Creek, Wis., 1972-73-74
 WILLEY, Rob (F, 6-9)
 Neenah, Wis., 1986-88-89
 WILLIAMS, John, 1921
 WILLIAMS, Rolland, 1921-22-23
 WILLS, Charlie (F, 6-8)
 Angola, Ind., 1999-00-01-02
 WILKINSON, Mike (F, 6-8)
 Blue Mound, Wis., 2002
 WINN, Harry Jr., 1964-65
 WISE, John (F, 6-3)
 Madison, Wis., 1946-49
 WITT, William, 1908-09-10
 WITTIG, Robert (F, 6-3)
 Green Bay, Wis., 1963
 WOELLAEGER, Edwin, 1903
 WORTHMAN, Robert (F, 6-1)
 Madison, Wis., 1949-50

Y

YORK, Claude, 1940
 YOUNG, Francis (G, 6-1)
 Sauk City, Wis., 1960

Z

ZEIGER, Richard (F, 6-5)
 Milwaukee, Wis., 1955-56
 ZINK, David (F, 6-6)
 Wollaston, Mass., 1968-69-70
 ZINGKRAF, Gary (F, 6-7)
 Bethesda, Md., 1979-82
 ZORN, Willis (G, 6-0)
 Eau Claire, Wis., 1945-48-49
 ZUBOR, Mark (C, 6-6)
 Cicero, Ill., 1964-65-66
 ZULFER, Anthony, 1918-19
 ZUPPKE, Robert, 1904-05

Information contained within this letterwinners list was taken from yearly Wisconsin basketball rosters, which are available dating back to 1940. If you have position, height and hometown information on players who are listed without that information, please write to Brian Lucas in the UW Sports Information Office, 1440 Monroe Street, Madison, WI 53711. Current players' last names are listed in **BOLD CAPS**.

ALL-TIME LINEUPS

1946-47

Robert Cook, F, Jr.
Exner Menzel, F, Sr.
Edward Mills, C, Jr.
Glen Selbo, G, Sr.
Walter Lautenbach, G, Sr.

1953-54

Richard Cable, F, Jr.
Anthony Stracka, F, Sr.
J. Paul Morrow, C, Sr.
Ronald Weisner, G, Sr.
Robert Weber, G, Sr.

1960-61

Tom Hughbanks, F, Jr.
Dave Vandermeulen, F, Sr.
Tom Gwyn, C, So.
Ken Siebel, G, So.
Dick Dutriasac, G, Sr.

1967-68

Joe Franklin, F, Sr.
Chuck Nagle, F, Jr.
James Johnson, C, Jr.
Mike Carlin, G, Sr.
John Schell, G, Jr.

1947-48

Robert Cook, F, Sr.
Edward Mills, F, Sr.
Don Rehfeldt, C, So.
Douglas Rogers, G, Jr.
James Moore, G, So.

1954-55

Richard Cable, F, Sr.
Jim Clinton, F, Sr.
Dan Folz, C, Jr.
Richard Miller, G, Jr.
Richard Jorgensen, G, Jr.

1961-62

Ken Siebel, F, Jr.
Tom Hughbanks, F, Sr.
Jack Brens, C, So.
Don Hearnden, G, So.
Mike O'Melia, G, So.

1968-69

Chuck Nagle, F, Sr.
James Johnson, F, Sr.
Craig Mayberry, C, Jr.
Clarence Sherrod, G, So.
Tom Mitchell, G, Sr.

1948-49

Fred Schneider, F, Jr.
Marshall Markham, F, So.
Don Rehfeldt, C, Jr.
Robert Mader, G, Jr.
Douglas Rogers, G, Sr.

1955-56

Curt Mueller, F, Sr.
Robert Litzow, F, So.
John Parker, C, Sr.
Richard Miller, G, Sr.
Richard Jorgensen, G, Sr.

1962-63

Ken Siebel, F, Sr.
Tom Gwyn, F, Sr.
Jack Brens, C, Jr.
Dave Grams, G, Jr.
Mike O'Melia, G, Jr.

1969-70

Lloyd Adams, F, So.
Lee Oler, F, So.
Albert Henry, C, Sr.
Clarence Sherrod, G, Jr.
Bob Frasor, G, So.

1949-50

Fred Schneider, F, Sr.
Donald Page, F, Sr.
Don Rehfeldt, C, Sr.
Albert Nicholas, G, So.
Robert Mader, G, Sr.

1956-57

Robert Litzow, F, Jr.
Glenn Borland, F, Jr.
Ray Gross, C, So.
Brian Kulas, G, So.
Walter Holt, G, Jr.

1963-64

Ken Gustafson, F, So.
Dave Roberts, F, So.
Mark Zubor, C, So.
Mike O'Melia, G, Sr.
Jim Bohlen, G, Jr.

1970-71

Leon Howard, F, So.
Gary Watson, F, So.
Glen Richgels, C, Sr.
Clarence Sherrod, G, Sr.
Bob Frasor, G, Jr.

1950-51

James Clinton, F, So.
Dan Markham, F, Sr.
Charles Dahlke, C, So.
Albert Nicholas, G, Jr.
James Van Dien, G, Sr.

1957-58

Robert Litzow, F, Sr.
Robert Barneson, F, So.
Ray Gross, C, Jr.
Walter Holt, G, Sr.
Brian Kulas, G, Jr.

1964-65

Ken Barnes, F, Jr.
Ken Gustafson, F, Jr.
Mark Zubor, C, Jr.
Jim Bohlen, G, Sr.
Dennis Sweeney, G, So.

1971-72

Leon Howard, F, Jr.
Kerry Hughes, F, So.
Kim Hughes, C, So.
Lee Oler, G, Sr.
Bob Frasor, G, Sr.

1951-52

Richard Cable, F, Fr.
Ed Carpenter, F, Sr.
J. Paul Morrow, C, So.
Albert Nicholas, G, Sr.
Charles Siefert, G, Jr.

1958-59

Robert Barneson, F, Jr.
Jim Biggs, F, So.
Fred Clow, C, Jr.
Brian Kulas, G, Sr.
Steve Stephens, G, Sr.

1965-66

Joe Franklin, F, So.
Ken Barnes, F, Sr.
Mark Zubor, C, Sr.
Ken Gustafson, G, Sr.
Mike Carlin, G, So.

1972-73

Leon Howard, F, Sr.
Kerry Hughes, F, Jr.
Kim Hughes, C, Jr.
Gary Anderson, G, Jr.
Marcus McCoy, G, So.

1952-53

Richard Cable, F, So.
Anthony Stracka, F, Jr.
J. Paul Morrow, C, Jr.
Charles Siefert, G, Sr.
Thomas Ward, G, Sr.

1959-60

Tom Hughbanks, F, So.
Robert Barneson, F, Sr.
Fred Clow, C, Sr.
Marty Gharrity, G, So.
John Ulwelling, G, So.

1966-67

Chuck Nagle, F, So.
Joe Franklin, F, Jr.
James Johnson, C, So.
Jim McCallum, G, Jr.
Mike Carlin, G, Jr.

1973-74

Dale Koehler, F, So.
Kerry Hughes, F, Sr.
Kim Hughes, C, Sr.
Gary Anderson, G, Sr.
Marcus McCoy, G, Jr.

1974-75

Marcus McCoy, F, Sr.
Bob Luchsinger, F, Sr.
Dale Koehler, C, Jr.
Bruce McCauley, G, Sr.
Brian Colbert, G, Fr.

1975-76

Dale Koehler, F, Sr.
Bill Pearson, F, So.
Bob Johnson, C, Sr.
James Smith III, G, Fr.
Bob Falk, G, Jr.

1976-77

James Gregory, F, Fr.
Joe Chernelich, F, Fr.
Ray Sydnor, C, Fr.
Bob Falk, G, Sr.
Arnold Gaines, G, Fr.

1977-78

Joe Chernelich, F, So.
Bill Pearson, F, Sr.
Larry Petty, C, Fr.
Arnold Gaines, G, So.
James Smith III, G, Jr.

1978-79

Claude Gregory, F, So.
Joe Chernelich, F, Jr.
Larry Petty, C, So.
Wes Matthews, G, So.
Arnold Gaines, G, Jr.

1979-80

Claude Gregory, F, Jr.
Joe Chernelich, F, Sr.
Larry Petty, C, Jr.
Wes Matthews, G, Jr.
Dan Hastings, G, Jr.

1980-81

Claude Gregory, F, Sr.
Mike Kreklow, F, So.
Larry Petty, C, Sr.
John Bailey, G, Jr.
Greg Dandridge, G, So.

1981-82

Brad Sellers, F, Fr.
Cory Blackwell, F, Fr.
Keith Mitchell, C, Sr.
John Bailey, G, Sr.
Carl Golston, G, Fr.

1982-83

Cory Blackwell, F, So.
Brad Sellers, F, So.
John Ploss, C, So.
Rick Olson, G, Fr.
Scott Roth, G, So.

1983-84

Cory Blackwell, F, Jr.
Scott Roth, F, Jr.
John Ploss, C, Jr.
Rick Olson, G, So.
David Miller, G, So.

1984-85

Scott Roth, F, Sr.
J.J. Weber, F, So.
John Ploss, C, Sr.
Rick Olson, G, Jr.
Mike Heineman, G, So.

1985-86

J.J. Weber, F, Jr.
Rod Ripley, F, Jr.
Gregg Steinhaus, C, Sr.
Rick Olson, G, Sr.
Mike Heineman, G, Jr.

1986-87

Danny Jones, F, Fr.
Rod Ripley, F, Sr.
J.J. Weber, C, Sr.
Mike Heineman, G, Sr.
Trent Jackson, G, So.

1987-88

Danny Jones, F, So.
Kurt Portmann, F, So.
Darin Schubring, C, Jr.
Trent Jackson, G, Jr.
Tom Molaski, G, Jr.

1988-89

Danny Jones, F, Jr.
Willie Simms, F, So.
Kurt Portmann, C, Jr.
Trent Jackson, G, Sr.
Tom Molaski, G, Sr.

1989-90

Danny Jones, F, Sr.
Willie Simms, F, Jr.
Patrick Tompkins, C, Jr.
Tim Locum, G, Jr.
Larry Hisle, G, Fr.

1990-91

Willie Simms, F, Sr.
John Ellenson, F, Sr.
Patrick Tompkins, C, Sr.
Tim Locum, G, Sr.
Larry Hisle, G, So.

1991-92

Carlton McGee, F, So.
Billy Douglass, F, Sr.
Grant Johnson, C, So.
Tracy Webster, G, So.
Michael Finley, G, Fr.

1992-93

Michael Finley, F, So.
Brian Kelley, F, So.
Damon Harrell, C, Sr.
Tracy Webster, G, Jr.
Andy Kilbride, G, So.

1993-94

Michael Finley, F, Jr.
Brian Kelley, F, Jr.
Rashard Griffith, C, Fr.
Tracy Webster, G, Sr.
Andy Kilbride, G, Jr.

1994-95

Michael Finley, F, Sr.
Brian Kelley, F, Sr.
Rashard Griffith, C, So.
Darnell Hoskins, G, So.
Andy Kilbride, G, Sr.

1995-96

Sam Okey, F, Fr.
Sean Daugherty, F, So.
Osita Nwachukwu, C, Sr.
Mosezell Peterson, G, So.
Hennessy Auriantal, G, Fr.

1996-97

Sam Okey, F, So.
Sean Daugherty, F, Jr.
Paul Grant, C, Sr.
Ty Calderwood, G, Jr.
David Burkemper, G, Jr.

1997-98

Sean Daugherty, F, Sr.
Booker Coleman, F, Sr.
Sean Mason, G, Jr.
Mike Kelley, G, Fr.
Hennessy Auriantal, G, Jr.

1998-99

Andy Kowske, F, So.
Mark Vershaw, F, So.
Mike Kelley, G, So.
Sean Mason, G, Sr.
Ty Calderwood, G, Sr.

1999-2000

Andy Kowske, F, Jr.
Mark Vershaw, F, Jr.
Maurice Linton, F, Jr.
Jon Bryant, G, Sr.
Mike Kelley, G, Jr.

2000-01

Andy Kowske, F, Sr.
Mark Vershaw, F, Sr.
Kirk Penney, G, So.
Roy Boone, G, Sr.
Mike Kelley, G, Sr.

2001-02

Charlie Wills, F, Sr.
Dave Mader, C, So.
Kirk Penney, G, Jr.
Devin Harris, G, Fr.
Travon Davis, G, Sr.



WELCOME

TO THE

UNIVERSITY

OF

WISCONSIN

THE WISCONSIN EXPERIENCE

A World Class University.....	222
Top-Ranked Academics.....	223
Student Life.....	224
Student Housing.....	225
Famous Alumni.....	226
Administration.....	227
A Winning Athletic Program.....	228
Wisconsin Traditions.....	230
Academic & Student Services.....	231
BIG RED Life Skills Program.....	232
Endowed Athletic Scholarships.....	233
Sports Medicine.....	234
Strength & Conditioning.....	235
Wisconsin Sports Facilities.....	236
A Great College Town.....	240

A WORLD-CLASS UNIVERSITY

The University of Wisconsin-Madison, one of the nation's largest and most productive institutions of higher education, is dedicated to the support of academic freedom.

Founded in 1848, the first class of 17 students enrolled February 5, 1849. Today, UW-Madison ranks as the nation's ninth largest university with 41,552 students.

On a single campus, students can find a complete spectrum of liberal arts studies, professional programs and student activities. UW-Madison's academic reputation has been rated among the top 10 in many areas since 1910.

As one of the nation's first land-grant universities, UW-Madison maintains a strong research emphasis in agricultural and life sciences. Award-winning research spanning the academic disciplines, however, has earned UW-Madison a place among the world's elite institutions of higher education.

Wisconsin consistently ranks among the top 10 public universities in the United States. The quality of its undergraduate, graduate and research programs is recognized around the world.

The flagship school of the state UW system, UW-Madison offers the only public schools of law, medicine and veterinary medicine in the state and is one of only two state-supported schools to offer doctoral degrees.


One of the most picturesque college campuses in the country, UW-Madison sits along the shore of beautiful Lake Mendota. The city of Madison and the University were designed to be linked, signifying the interrelated nature of academic and political life at Wisconsin.

Bascom Hall serves as the centerpiece of the campus. It sits atop the beautiful tree-lined Bascom Hill, which offers a magnificent view of downtown Madison.


SCHOOLS & COLLEGES

- College of Agricultural & Life Sciences
- School of Business
- School of Education
- College of Engineering
- School of Human Ecology
- College of Letters and Science
- School of Nursing
- School of Pharmacy
- Graduate School
- School of Veterinary Medicine
- Law School
- Medical School

The Wisconsin campus covers 933 acres along the beautiful shores of Lake Mendota.




Top: Bascom Hall is the centerpiece of the UW campus and sits atop beautiful Bascom Hill. Right: Allen Centennial Gardens represent gardening styles from around the world.



ACADEMIC PROGRAMS


- 138 Undergraduate Majors
- 185 Academic Departments
- 271 Doctoral, Master's and Professional Graduate Programs
- 4,224 Courses & 13,564 Sections

TOP-RANKED ACADEMICS



Top: Wisconsin has one of the largest research library systems in the country with 44 campus libraries holding more than six million volumes.

Right: Degrees are awarded in 138 undergraduate programs on the UW campus.



The University of Wisconsin consistently ranks among the top 10 public institutions in the United States. The quality of Wisconsin's undergraduate, graduate and research programs is recognized worldwide. Every published survey of faculty and administrators since the early 1900s has placed UW-Madison among the top education institutions in the country. The results of this quality are tangible. Wisconsin ranks second in the number of graduates who become chief executives in Fortune 500 companies and second in the number of Peace Corps volunteers. UW graduates DO make a difference.

► **U.S. News & World Report, 2003**—Ranks Wisconsin as the seventh best public university and 31st among all universities. The UW also ranked in the top five for academic reputation among public universities.

► **Fiske Guide to Colleges, 2003**—Gives the UW-Madison its highest academic ranking. In fact, UW-Madison is one of only eight public institutions in the country to receive the five-star rating. It is also one of 43 schools selected as "Best Buys."

► **Kiplinger's Personal Finance Magazine, 2000**—Ranked sixth among the 100 Best Values in Public Colleges

► **Princeton Review, 2002**—Lists Madison as 14th among great college towns.

THE GOURMAN REPORT

2001 Undergraduate Rankings

Agricultural Engineering	9th
Chemical Engineering	2nd
Engineering Mechanics	2nd
Nuclear Engineering	4th
Chinese	8th
German	2nd
Greek	8th
Hebrew	2nd
Italian	8th
Japanese	9th
Accounting	10th
Business Administration	8th
Finance	8th
Journalism/Mass Comm.	7th
Marketing	10th
Nursing	10th
Physical Therapy	4th
Social Work/Social Welfare	8th

Applied Mathematics	5th
Astronomy	5th
Bacteriology	8th
Biochemistry	4th
Biology	5th
Botany	4th
Chemistry	10th
Computer Sciences	10th
Earth Sciences	3rd
Genetics	4th
Mathematics	9th
Statistics	4th
Zoology	1st
Economics	9th
Geography	2nd
History	10th
International Relations	8th
Political Science	8th
Sociology	1st

U.S. NEWS & WORLD REPORT

2003 Undergraduate Rankings

Business	11th
Engineering	12th

2002 Graduate Rankings

Applied Mathematics	T14th
Biological Sciences	T12th
Business	T46th
Computer Science	T10th
Education	6th
Engineering	T15th
Law School	T25th
Mathematics	T13th
Physics	T16th

STUDENT LIFE



Top: Library Mall near State Street
 Left: Winter sledding on Bascom Hill
 Bottom: The Memorial Union Terrace



STUDENT PROFILE

- 90% freshmen return after first year
- 87% freshmen come from the top 20% of their class
- 63% Wisconsin residents
- 53% women, 47% men
- 9% minority students
- 8% international students

More than 41,000 students populate the UW campus with almost 29,000 undergraduates, more than 8,000 graduate students and more than 2,000 professional students in numerous fields.

The University maintains one of the nation's most diverse student bodies. Students hail from every county in the state and every state in the nation, as well as from 108 other countries. Wisconsin ranks ninth in the nation for total international student enrollment.

Student life at UW-Madison is more than books, term papers, and exams. Some of the most important lessons learned at Wisconsin occur far from any lecture hall or lab.

The hub of student life on campus is the Memorial Union and its lakeside terrace. Here students study or socialize against a backdrop of sailboats, canoes, sailboards, kayaks and swimmers, while enjoying the sunshine and breezes from Madison's largest lake, Mendota.



"The primary purpose of the University of Wisconsin-Madison is to provide a learning environment in which faculty, staff, and students can discover, examine critically, preserve and transmit the knowledge, wisdom and values that will help ensure the survival of this and future generations and improve the quality of life for all."



OUTSIDE THE CLASSROOM

- More than 670 registered student organizations
- About 1,500 performing arts events each year
- Campus has 325 acres of natural areas for teaching, research and public enjoyment plus the 1,262-acre arboretum
- Five indoor athletic facilities and 63 areas of outdoor field space



STUDENT HOUSING

The University Residence Halls provide you with a comfortable, smoke-free living environment and many resources to help you succeed academically at the university.


Each UW-Madison residence hall has unique qualities based on its architecture, size, and location. But much of your living experience is ultimately shaped by the residents who live there. Each hall's "personality" changes every year based on the residents' contributions to their community.

The undergraduate residence halls are divided into smaller units called "houses" where 50 to 80 residents live and form a community. The tradition of the "house" as the nucleus of the community is a unique feature of the university residence halls. Since the earliest days of on-campus housing, student peer advisors called house fellows have lived among the students, fostering a sense of community and self-government. Most students share a double room with one other student. All students share same-gender bathroom facilities conveniently located on each residence hall floor.

Special Interest Housing—such as Women in Science and Engineering, the Multicultural Learning Community and Global Village

Food Services—Dining rooms offer an à la carte arrangement of individually priced items. You select and pay for only what you want by using your student ID card.

Computers—All rooms are wired for you to connect your computer for access to email or the internet.



Top: The lakeshore residence halls located near Lake Mendota.
 Middle: A courtyard area of the southeast residence halls.
 Bottom: The Lakeshore Path is a popular transportation method near the lakeshore resident halls.

RESIDENCE HALLS


Lakeshore

- Adams
- Bradley Learning Community
- Cole
- Elizabeth Waters
- Kronshage
- Slichter
- Sullivan
- Tripp

Southeast

- Barnard
- Chadbourne Residential College
- Ogg
- Sellery
- Witte

FAMOUS ALUMNI



UW's environmental studies program is named after Gaylord Nelson, former U.S. senator and founder of Earth Day.

Stephen E. Ambrose ('57, PhD '63), author, biographer, historian

Kenneth Behring ('51), owner, Seattle Seahawks

Dick Cheney (x'68), vice president of the United States

Joan Cusack ('84), actress ("Working Girl," "Grosse Pointe Blank," "In & Out")

Ron Dayne (x'00), 1999 Heisman Trophy winner

Michael Feldman ('70), host of public radio show "Whad'Ya Know?"

Jeff Greenfield ('64), news analyst, CNN

Jane Kaczmarek ('79), actress ("Malcolm in the Middle")



Astronaut Jim Lovell was portrayed by Tom Hanks in the movie "Apollo 13".

Herb Kohl ('56), U.S. Senator, owner Milwaukee Bucks

Charles Lindbergh (x'24), aviator who completed the first solo trans-Atlantic flight

Jim Lovell ('50), astronaut, Apollo 13 mission


D. Wayne Lukas ('57, MS '60) thoroughbred horse trainer

Steve Marmel, TV talk show host ("Pop Across America")

Buddy Melges ('51), America's Cup skipper

Steve Miller (x'67), rock singer

John Muir (1863), naturalist, father of national park system



Jane Kaczmarek, a 1979 graduate of Wisconsin, plays the mother Lois on "Malcolm in the Middle."

Gaylord Nelson (LLB '42), champion of environmental causes for more than half a century

Arthur C. Nielsen Sr. ('18), founder of A.C. Nielsen Co. (TV ratings)

Joyce Carol Oates (MA '61), novelist

Tom Pyle (MBA '63), chairman and president, Pyle Group, former chairman and CEO, Rayovac Group

Lee R. Raymond ('60), chairman and CEO, Mobil Exxon

Allan "Bud" Selig ('56), commissioner, Major League Baseball

Ben Sidran ('67), jazz pianist

Boz Skaggs (William Royce, x'66), rock singer

Tommy Thompson ('63, JD '66), U.S. Secretary of Health and Human Services

Daniel J. Travanti ('63), Emmy Award-winning actor ("Hill Street Blues")

Butch Vig ('80), musician, Garbage

Tom Wopat (x'74), TV actor (The Dukes of Hazzard)


Frank Lloyd Wright (x1890), architect

x indicates year person would have graduated had he or she not left the university



Charles Lindbergh, shown here with his airplane The Spirit of St. Louis.

UNIVERSITY ADMINISTRATION



■ JOHN WILEY

John Wiley was named chancellor of Wisconsin in January 2001, becoming the university's 27th leader.


Prior to being named chancellor, Wiley served as the university's provost and vice chancellor for academic affairs. He was also the dean of the Graduate School and the university's senior research officer.

In his positions, Wiley has represented the institution for a variety of external constituencies. He has also been deeply involved in fundraising.

As provost, Wiley was chief operating officer and deputy chancellor working in the exercise of shared governance and the overall management of the institution.

Wiley received his bachelor's degree in physics from Indiana University in 1964. He attended graduate school at Wisconsin as a National Science Foundation fellow and received master's and doctoral degrees in physics in 1965 and 1968, respectively.

Wiley joined the Wisconsin faculty in the Department of Electrical and Computer Engineering in 1975. He was the co-founder of several highly successful research centers.




■ PAT RICHTER

Pat Richter, a former UW student-athlete, professional football player, and successful businessman, became Wisconsin's athletic director in December of 1989.

An All-America tight end for Wisconsin's 1963 Rose Bowl football team, Richter had a distinguished career with the National Football League's Washington Redskins from 1963-71. He was inducted into the National Football Foundation College Hall of Fame and the Rose Bowl Hall of Fame.

Richter earned his bachelor's degree in landscape architecture from the UW in 1964, earning Academic All-America honors in 1962. He was named Wisconsin's Big Ten Medal of Honor recipient in 1963. Richter received his law degree from the UW in 1971. In 1995, he was inducted into the Verizon/CoSIDA Academic Hall of Fame, and was honored as an NCAA Silver Anniversary Award winner for post-college achievements.

After employment with a Madison law firm, he joined the Oscar Mayer Foods Corp., becoming vice president of personnel prior to joining the athletic department staff.



■ DAVID MCDONALD

David McDonald, the former chair of the UW Athletic Board, is in his second year as the special assistant to the chancellor for athletics.

McDonald, a professor in the history department, was a member of the board since 1994 and chaired the personnel committee for one year.

A UW professor since 1988, McDonald offers courses in the history of pre-revolutionary Russia, as well as modern Europe. His research and publications cover a variety of topics including: bureaucratic politics in the early twentieth century, nineteenth century Russian thought, and the social history of the eighteenth century nobility.



A native of Saskatoon, Sask., in Canada, McDonald earned his bachelor's and master's degrees at the University of Toronto. He received his Ph.D. from Columbia University.

A WINNING ATHLETIC PROGRAM

The University of Wisconsin–Madison offers its student-athletes one of the premier intercollegiate athletic programs in the country. It's student-athletes receive the best in education, coaching, support services, travel and competition on the national and conference levels.

Celebrating more than 100 years of competition in some men's sports, Wisconsin's men's teams compete in basketball, cross country, football, golf, ice hockey, rowing, swimming and diving, soccer, tennis, track and field, and wrestling.

Established July 1, 1974, the 12-sport women's athletic program offers basketball, cross country, golf, ice hockey, lightweight rowing, openweight rowing, soccer, softball, swimming and diving, tennis, track and field, and volleyball.





2001-02 BIG TEN CHAMPIONS

- Men's Basketball
- Men's Cross Country
- Men's Outdoor Track & Field
- Volleyball





Top: 2002 Big Ten Outdoor Men's Track & Field Champs
Middle Left: 2001-02 Big Ten Men's Basketball Champs
Middle Right: 2001 Big Ten Volleyball Champions
Bottom: 2001 Big Ten Men's Cross Country Champions

**2001-02 NCAA/
NATIONAL FINISHES**

Basketball	
Men	Second Round
Women	First Round
Cross Country	
Men	5th place
Women	Indiv. Qualifier
Golf	
Men	Indiv. Qualifier
Women	Regional
Rowing	
Men	Ten Eyck Trophy
Ltw. Women	2nd
Softball	
	Regional
Swimming	
Men	18th place
Women	14th place
Tennis	
Men	Indiv. Qualifier
Women	Second Round
Indoor Track & Field	
Men	28th place
Outdoor Track & Field	
Men	T21st place
Women	T59th place
Volleyball	
	Regional
Wrestling	
	T26th



**NCAA
CHAMPIONSHIPS**



In the last eight years, the University of Wisconsin has hosted five NCAA Championships.

The Badgers have played host to the NCAA Men's Ice Hockey Championship in 1993 and 1997. The 1993 event sold out in three months, the fastest sellout in NCAA hockey history.

Wisconsin played host to the NCAA Women's Volleyball Championship in 1993 and 1998. The Badgers shattered the attendance records for the championship match and two-day event both years.

The UW was also the site of the 1998 NCAA Division I Women's Golf Championship. The event was the first national championship held at University Ridge Golf Course and the first women's championship shown live on national television.

The NCAA Men's Basketball Tournament came to Wisconsin in 2002 when the Badgers played host to a regional in the Kohl Center.

**UW IN THE SEARS
DIRECTORS' CUP**


1993-94	12th	1998-99	T25th
1994-95	17th	1999-00	17th
1995-96	18th	2000-01	20th
1996-97	24th	2001-02	26th
1997-98	T34th		

Top: Danny Westerman wrapped up his UW career with the men's tennis team as a three-time All-Big Ten player.

Middle: Andrea Kirchberg earned All-Big Ten honors in leading the Wisconsin softball team to the NCAA tournament for the second consecutive year in 2002.

Bottom: The Wisconsin men's rowing team won its fourth consecutive Ten Eyck trophy at the Intercollegiate Rowing Association Regatta.

WISCONSIN TRADITIONS



Top: Bucky Badger and the UW Marching Band—two of Wisconsin's honored traditions.

Right: Badger fans wave their arms during the singing of the UW alma mater "Varsity."



SCHOOL SONGS

On Wisconsin, On Wisconsin
Plunge right through that line,
Run the ball clear down the field, boys
Touchdown sure this time.
On Wisconsin, On Wisconsin
Fight on for her fame.
Fight fellows, Fight! Fight! Fight!
We'll win this game!

Var-sity! Var-sity!
U-rah-rah! Wisconsin!
Praise to thee we sing
Praise to thee our alma mater
U-rah-rah, Wisconsin!

BADGER NICKNAME

The nickname "Badgers," was borrowed from the state of Wisconsin, which was dubbed the "Badger State." The name didn't come from the animals in the region, but rather from an association with lead miners in the 1820s. Without shelter in the winter, the miners had to "live like Badgers" in tunnels burrowed into hillsides.

BUCKY BADGER

Although badgers in various forms had been the University of Wisconsin mascot for decades, the version that is currently known as Bucky, sporting a cardinal and white sweater, was first drawn in 1940 by professional illustrator Art Evans.

In 1949, a student wore a badger outfit with a papier-mâché head at the homecoming game. A pep rally was held to determine the mascot's name—Buckingham U. Badger.

BUD SONG

An integral part of any Wisconsin band performance is the playing of the Bud song. The tune is a spinoff of the song "You've said it all," a jingle with words and music originally written by Steve Karen for Budweiser beer commercials. The song has become legendary at the UW because of its polka-like rhythm.

FIFTH QUARTER

The Wisconsin band has become nationally famous for its post-game celebration called the Fifth Quarter. Win or lose, fans sing, dance and cheer the band as it plays traditional favorites like "On, Wisconsin" and the Bud song.

ON WISCONSIN

The tune was composed in 1909 by William Purdy, with the words written by UW alumnus Carl Beck, who rewrote them in 1951. Some 2,500 schools and colleges have adopted the music and changed the words to suit their needs.

WISCONSIN ATHLETICS MISSION STATEMENT

The Division of Intercollegiate Athletics at the University of Wisconsin-Madison dedicates itself to the mission of providing athletic opportunities to a wide range of students and an environment in which all student-athletes can achieve their academic and competitive goals. The Division strives to provide equitable opportunities for all student-athletes and staff, regardless of gender or ethnic background. To honor its academic mission and that of the university, the Division supports the educational aspirations, academic progress and general welfare of the student-athlete. In competition, the Division fosters principles of sportsmanship, respect and fair play. In all of its activities, the Division insists on integrity, ethical conduct and accountability.


ACADEMIC & STUDENT SERVICES

The mission of the Academic Affairs Office is to provide student-athletes with the maximum opportunity for academic and athletic excellence. Wisconsin student-athletes have a history of academic success and much of the credit for that impressive record is due to the advising system.

Director David Harris supervises a staff of five advisors and three learning specialists who conduct the program offered to the nearly 750 student-athletes. The advising staff of Mary Weaver-Klees, Thomas Browne, Chris Butler, Jerry Darda and Alan Zussman along with learning specialists Doug Tiedt, Maryellen Rock and Nancy Gatyas, have a comprehensive understanding of academics at Wisconsin, and a permanent line of communication with all university departments. The staff renders quality academic and personal support to student-athletes and assists coaches in providing the best possible collegiate experience.

For those student-athletes who request assistance, advising sessions are offered on a one-to-one basis at a time appropriate for the athlete. Athletes are degree-oriented while allowing for the flexibility to explore different areas. The advising staff takes a personal approach to each athlete in determining his or her individual needs, personal or academic.

Student-athletes at Wisconsin receive recognition for outstanding academics in a number of ways. The Big Ten Conference honors scholar-athletes with Academic All-Big Ten honors while the UW Athletic Board recognizes Athletic Board Scholars for the highest grade point average in each sport. In addition, student-athletes may be nominated for Academic All-America honors through the sports information office.



The Fetzer Student Athlete Academic Services Center, a state-of-the-art facility located in the lower level of the McClain Center, opened in 1997. The \$2.1 million center is one of the best in the nation and includes 11 study rooms, a computer room, and a 55-seat auditorium.

FETZER STUDENT-ATHLETE CENTER

The Fetzer Student Athlete Academic Center has been helping Wisconsin student-athletes to achieve their academic goals since 1997.

The 15,000 square-foot, state-of-the-art facility serves the needs of all men and women student-athletes. The center features an open area with carrels that can accommodate up to 30 students. There are 11 study rooms of different

shapes and sizes, including a 55-seat auditorium. A computer room houses 40 PCs while the entire center is wired with voice/data jacks and power ports.

Student-athletes can drop in before practice or between classes to study or meet with the advisors and grant-in-aid staff whose offices are also located in the center.

STUDENT RESOURCES

- Dean of Students Office
- Division of Information Technology
- International Student Services
- McBurney Disability Resource Center
- Morgridge Center for Public Services
- Multicultural Student Center
- Race Relations Education Program
- TRIO Student Support Services
- University Health Services

BIG RED LIFE SKILLS PROGRAM

Building Integrity while Growing through Responsible and Educated Decisions

MISSION STATEMENT

The Division of Intercollegiate Athletics at the University of Wisconsin-Madison dedicates itself to providing athletic opportunities to a wide range of students and an environment in which all student-athletes can achieve their academic and competitive goals.

The BIG RED Life Skills Program provides the necessary support to enable student-athletes to grow intellectually, physically, socially, emotionally and ethically.

ACADEMIC EXCELLENCE

The No. 1 goal of the BIG RED program is to help student-athletes be successful in the classroom. Through the Fetzer Academic Center, student-athletes have a number of services available to help them achieve their academic goals.

- ◆ Academic Assessment
- ◆ Advising and Counseling
- ◆ Learning Strategies and Support
- ◆ Honors, Awards, and Recognition
- ◆ Supervised Study Programs
- ◆ Academic Mentorship

ATHLETIC EXCELLENCE

The BIG RED program is committed to providing a broad-based program with qualified coaching, medical staff and facilities operation, and maintenance.

Support is provided in the areas of:

- ◆ NCAA compliance education
- ◆ Strength training and conditioning
- ◆ Marketing and promotions
- ◆ Media relations and publicity



Members of the volleyball team participate in Read Across America with Dr. Seuss characters and U.S. Representative Tammy Baldwin.

A COMMITMENT TO SERVE

The BIG RED program assists student-athletes in selecting reputable service organizations in which to give back to the Madison community. Student-athletes may be provided transportation to and from service activities, which are scheduled around class and practice times.

- ◆ Big Brothers and Big Sisters
- ◆ Habitat for Humanity
- ◆ Special Olympics
- ◆ United Way
- ◆ Amanda the Panda

CAREER PREPARATION

In order to prepare for life after college, student-athletes are encouraged to plan for long-range goals.

- ◆ Career Awareness—Interest Inventories, Skills Assessment, Multimedia Career Information
- ◆ Career Exploration—Internships, Cooperative Education Experience, Summer Jobs
- ◆ Job Placement—Resume Preparation, Interview Skills Training, Job Search Skills, Career Networking

DEVELOPMENT OF PERSONAL GROWTH

Student-athletes are people first and the BIG RED program aids in developing skills that will be used their entire life.

- ◆ Understanding Diversity
- ◆ Goal Setting
- ◆ Communication Skills
- ◆ Social Development—Establishing relationships, manners and etiquette
- ◆ Personal Health and Wellness
- ◆ Violence Prevention Training
- ◆ Fiscal and Time Management

DEVELOPMENT OF LEADERSHIP

A student-athletes' college years are crucial in developing a person's life-long attitudes and beliefs. The BIG RED program believes that:

- ◆ Student-athletes should be encouraged to identify personal values and goals.
- ◆ Student-athletes should be encouraged to establish a work ethic that will enhance personal achievement.
- ◆ Personal achievement can be molded into team goals.
- ◆ Student-athletes who have positive purpose and direction, and can influence others, will be winners in life.

ENDOWED ATHLETIC SCHOLARSHIPS

As more and more colleges and universities turn to innovative and effective ways of meeting the mounting financial challenges of supporting their intercollegiate athletic programs, it becomes increasingly evident that one of the most successful strategies is the establishment of endowed athletic scholarships.

At the University of Wisconsin-Madison, endowment funds to support athletic scholarships are normally created through gifts to the UW Foundation. A portion of the income from the endowed fund is used each year for scholarship support, and the remainder is reinvested in the principal.

The following endowed scholarships, named for the donor or for someone the donor wishes to honor, provide full or partial grants-in-aid to Badger student-athletes. Many thanks to our generous supporters!

For information about how to create a named scholarship in men's or women's athletics or how to contribute to an established endowment, please contact Trent Jackson, Director of Development for Intercollegiate Athletics, UW Foundation, 1848 University Ave., Madison, WI 53705; Phone: (608) 262-7225; trent.jackson@uwfoundation.wisc.edu

Endowed Scholarships

Michael & Edith Agazim Memorial (football)
 Theodore & Marcella Albrecht (any sport)
 Barry & Cindy Alvarez (football)
 Alan Ameche (football)
 Anita J. Angus (any sport)
 Badger Advantage Club (womens tennis)
 Badger Crosscourt Club (mens tennis)
 P. Goff Beach Memorial (any sport)
 Art Brazzy (football)
 Neal Brunner (any sport)
 Dick & Marlene Cable (mens basketball)
 Rex Capwell (mens basketball)
 Charles H. Carpenter (football)
 Bob & Honner Cooper (womens swimming)
 Robert J. Curry Family (football)
 Raymond M. & Margaret F. Davis (football)
 Ron Dayne (football)
 Jim Demetral (football)
 Alfred & Bernice De Simone (football)
 Jim Doriot (any sport)
 Chuck & Jane Ellis Scholarship in honor of John L. Riley (mens hockey)
 Peter Gambino Memorial (mens golf)
 John Gerlach Memorial (any sport)
 Mel Goldin Memorial (mens track)
 Sarah Gornick Memorial (crew)
 Alice Higgitt Helminiak (womens tennis)
 Elroy Hirsch (football)
 John Jardine Memorial (football)

Warren R. Jollymore Memorial (any sport)
 Jim Kalschauer/Ron Krantz Mens Athletics (any sport)
 Jerry & Kelley Kilcoyne (football)
 Ron Krantz Scholarship in honor of John Jardine (football)
 Ken & Betty Kruska (football)
 Forrest & Mildred Kubly (any sport)
 Mildred K. & Kenneth J. Kuebler (any sport)
 Charles F. LaBahn (swimming)
 Lakeland Union High School (any sport)
 Lloyd Larson (football)
 Edessa K. Lines Womens Athletics (any sport)
 Marnee Loeffler Memorial (mens hockey)
 Steve Lowe Memorial (volleyball)
 Richard Ludtke Memorial (mens basketball)
 George A. Martin Memorial (wrestling)
 Jim McCallum Memorial (mens basketball)
 Henry McCormick Memorial Mens Athletics (any sport)
 Richard W. & Ellen H. Meister (mens basketball)
 John Messmer (football)
 Gary Messner (football)
 Tim & Beth Mielcarek (mens basketball)
 Charlie Mohr Memorial Mens Athletics (any sport)
 Frank Molinaro Memorial (womens golf)
 Robert Monteith (football)
 David R. & Anne G. Nerenz (mens soccer)
 Albert O. Nicholas (mens basketball)
 Kit Saunders Nordeen Womens Athletics (any sport)
 Harold Ofstie Memorial (any sport)
 Francis A. Ogden & Mary Louise Monteith (football)
 Kathryn E. Parkinson (any sport)


Ralph E. Petersen (mens swimming)
 Eugene C. Peterson (any sport)
 H.H. Petrie Memorial (hockey)
 James Plopper (any sport)
 Purple Moon Foundation (womens basketball)
 Floyd W. & Ruth B. Radel (football and mens basketball)
 Thomas F. Radke Memorial (football)
 Louis F. Reinke (mens hockey)
 Frank J. Remington Fellowship (any sport)
 Pat Richter Scholarship (football)
 Fred H. Ripley (crew)
 Carol Robinson (any sport)
 Paul & Diane Root (football)
 Harold & Doreen Scales (any sport)
 William E. Schmidt (any sport)
 Ursula Schmitt Womens Athletics (any sport)
 Armund J. Pug Schoen (mens tennis)
 Schreiner-Hoskins (football)
 Kenneth M. Schricker Memorial (football)
 Peter Daniel Seligman (football)
 George Shinnars Family Athletics (any sport)
 Marv & Judy Siegert Athletics (football)
 John Simcic Educational (football)
 C. Harvey Sorum Memorial (mens tennis)
 William & Eva Mae Stolte Memorial (any sport)
 Guy Sundt (mens track or cross country)
 Peter Tegen (womens track or cross country)
 Verick/Gasparado Family (mens basketball)
 Charles H. Vogts (mens basketball)
 Gerald A. & Lucy Welch (football)
 Francis A. & Elizabeth N. Wiesner (any sport)
 Tom Wiesner (football)
 John McMynn Williams (mens basketball)
 Wisconsin Eastern Alumni (any sport)
 Wisconsin Golf Club (golf)
 Wisconsin Mens Hockey Fund (mens hockey)
 Wisconsin Wrestling Endowment (wrestling)
 John E. & Glenn M. Wise (mens basketball)
 Womens Intercollegiate Sports Club (any sport)
 George L. Wright (track or cross country)

Estate/Deferred/Insurance Gift

Perry Armstrong (football)
 Charles Claflin (womens sports)
 Roger Dornburg
 Ronald McDevitt (swimming)
 John B. Menn (football)
 William Nathenson Memorial (football)
 Milton Neshek
 Michael M. Nicholson (football)
 William Schultz (football)
 Tom Talbot (wrestling)
 L.N. Van Dyke (football)

Program and Operational Support

Oscar and Ellie Damman Memorial
 Robert and Irwin Goodman
 James E. Ivins Mens Crew Endowment
 Jean W. Kilgour Womens Athletics Endowment Fund
 Phillip W. Mork Family Crew Endowment
 Howard and Helen Rogers Estate/Crew Scholarships are for any sport unless specified.



The Pat Richter Scholarship, named for UW Athletic Director Pat Richter, is presented annually to a UW football player.

SPORTS MEDICINE

The sports medicine staff provides all University of Wisconsin student-athletes with high quality health care. Wisconsin's Sports Medicine program features state-of-the-art facilities and the services of leading sports medicine and health care professionals.

The sports medicine staff consists of team physicians, dentists, athletic trainers, and other medical and allied health professionals. The day-to-day care, prevention, and treatment of injuries to Wisconsin athletes is supervised by a staff of 11 full-time and two graduate assistant National Athletic Trainers Association (NATA) certified and State of Wisconsin licensed athletic trainers.

Under the direction of head athletic trainer Dennis Helwig, the Sports Medicine program focuses on injury prevention. Staff members Beth Cranley, Chuck Hart, Andy Hrodey, Jan Helwig, Mike Moll, Henry Perez-Guerra, Laura Walluk, Ian Wood, and Chad Gabbard utilize functional measures, measure physiological capacity and outline programs to improve flexibility. Full-time nutritionist Jeremy Isensee provides dietary analysis and supervises training table meals to enhance the performance of the student-athletes.


The Sports Medicine facility in the McClain Center features an extensive collection of therapeutic and rehabilitation equipment including a 50-foot, two-lane-rehabilitation pool, and an on-site x-ray facility. Considered one of the nation's finest, the McClain Sports Medicine Center offers an environment conducive to expedient care, and a healthy return to competition.

Should an injury occur, athletes are seen immediately by team physicians affiliated with the world-renowned UW Hospitals and Clinics. Medical director Dr. Ben Graf is responsible for all services provided to student-athletes. Orthopedic care is directed by team physician Dr. John Orwin while general medical care is directed by the head of primary care, Dr. Greg Landry.

In addition to the headquarters in the McClain Athletic Facility, auxiliary athletic training rooms are located in Camp Randall Stadium, Natatorium, UW Field House, and the Kohl Center. All training areas are equipped with the finest therapeutic modalities and rehabilitative apparatus.



The McClain Sports Medicine facility is considered one of the nation's finest and features an extensive collection of therapeutic and rehabilitation equipment including a 50-foot, two-lane-rehabilitation pool (bottom), and an on-site x-ray facility.



Head Athletic
Trainer Dennis
Helwig

“The University of Wisconsin Sports Medicine Program is designed to provide the student-athletes of UW access to high-quality sports medicine care, and through personal interaction, enhance the academic and athletic experiences of each individual.”

*UW Sports Medicine
Mission Statement*

STRENGTH & CONDITIONING


The Wisconsin strength and conditioning program is a key component of all of the Badger teams' success on the playing field. The program's goal is to increase the overall performance of each student-athlete, prevent injuries and help athletes reach their potential.

Head strength and conditioning coach John Dettmann along with assistant coaches Brian Bott, Ryan Feek, Paul Goodman, Scott Hettenbach, Kerri Ariens, and Jim Snider work with the UW coaches to develop training programs to enhance each athlete's performance.

Badger athletes work on their strength programs in weight rooms in the McClain Center, Camp Randall Stadium and Kohl Center.

The McClain Center weight room is the largest of the facilities and features more than 45,000 pounds of free weights and more than 50 weight machines. The room has seven squat racks, eight bench press stations, eight flat-to-incline benches, six Olympic lift platforms and numerous other free weight stations.

The Badger Den is comprised of purely free weight equipment. There are five power stations with each station consisting of a platform for Olympic style lifting as well as a squat rack, bench press, incline bench press, pull-up station and a station to do dips. There is also three lat-pull machines and seated row machines. The Stadium weight room has a complete set of dumbbells from five pounds to 85 pounds. There is also a set of plyometric boxes for plyometrics and for alternative leg exercises.



Top: The weight room in the McClain Center has more than 45,000 pounds of free weights and more than 50 weight machines.

Bottom: The Badger Den in Camp Randall Stadium has all free weight equipment.

“The goal of the Wisconsin strength and conditioning program is to train for total athletic excellence. We profile each student-athlete upon arrival and set up specific training regimens to help athletes reach their individual potential. The plan is to build overall strength, speed, agility and stamina. Our program is comprehensive and the end result is that we are as productive on the athletic field as possible.”

John Dettmann
Strength & Conditioning Coordinator



**Head Strength
& Conditioning
Coach John
Dettmann**

WISCONSIN SPORTS FACILITIES



Top: Camp Randall Stadium is the home of the football Badgers and has a seating capacity of 76,634. Plans are underway to renovate the stadium, increasing seating and adding an athletic department office building.

Right: The McClain Athletic Center features a 90-yard indoor practice field with artificial turf. The lower level houses the Fetzer Student Academic Center, the Sports Medicine headquarters, a fully equipped weight room, and locker rooms for football, track, softball, and soccer.





Left and Below: The Kohl Center is the home of the Badger basketball and hockey teams. One of the finest on-campus athletic facilities in the nation, the \$76 million structure includes a separate practice gym, locker rooms, lounge areas, and coaches' offices.




Left: Wisconsin's rowing programs look forward to a renovated boat house in 2004.



Left: The Wisconsin Field House, which seats 10,600, is the practice and competitive facility for the Badger volleyball team as well as the competitive facility for the wrestling squad.

Below: The Goodman Brothers Softball Complex has an NCAA-regulation, natural grass field with a centerfield distance of 220 feet, and foul line distances of 200 feet. The facility includes dugouts, locker areas, players' lounge, grandstand seating for 1,600, and media facilities.



Above: The swimming and diving teams have two pools for practice and competition. The Natatorium contains an eight-lane, 25-yard pool equipped with an automatic timing system and digital readout score board. The 50' x 40' diving well is fitted with three one-meter and two three-meter boards. The Southeast Recreational Facility (pictured above) features an indoor long course pool with movable bulkheads.




Right: Nielsen Tennis Stadium is the year-round home of the Badger tennis teams. The stadium features 18 tennis courts (12 indoor and six outdoor), five squash courts, one squash doubles court, and seats 1,500 spectators.



Top: University Ridge, one of the finest golf courses in the Midwest, features a par-72, 18-hole course, 15,000-square foot practice green and a 5,000-square foot chipping green.



Right: The outdoor track and soccer complex, which is fully lighted, features a 400-meter Martin rubber surface with throwing and jumping areas in the infield. The soccer field is Olympic size and has natural grass.



Left: The Camp Randall Memorial Sports Center or Shell, which seats 2,500 fans, features a 200-meter Martin rubber track with throwing and jumping areas in the infield.

A GREAT COLLEGE TOWN

A progressive, cosmopolitan city of more than 200,000, Madison is home to the world-class University of Wisconsin, the seat of state government, and an eclectic, electric atmosphere that energizes any visitor's stay.

Madison offers both small town charm and a range of cultural and recreational opportunities usually found in much larger cities. And, with four lakes and more than 200 parks, it is one of the nation's most scenic cities. A host of picturesque communities, many retaining their strong ethnic heritage, surrounds the city.

"Mad City" offers the "big city" spheres of politics, arts and entertainment, as well as the attributes of a small town. It is a family and action-oriented community that promotes participation in government, education, the arts, sports and recreational activities. With a robust economy and low crime rate, Madison has resources and opportunities that rival cities many times its size.

Madison consistently ranks as a top community in which to live, work, play and raise a family. It was named the best place to live in America in 1996 by *Money* magazine. Again, in 1998 *Money* magazine rated Madison the best mid-sized city in the Midwest. The magazine also rated Madison as one of the top 15 "great sports towns" in the country. *A&E Network* cited it as one of the Top 10 Cities to Have It All.



"Students love their hometown, 'a great place with so much to do. Everyone finds something.' Student life centers on State Street, which 'has many restaurants and shops to choose from and offers many job opportunities for students.' For a small Midwestern city, Madison is truly an oasis of culture."

Princeton Review, 2002



Top: The State Capitol is the center of Madison's isthmus between lakes Mendota and Monona.

Middle: State Street is home to numerous shops and restaurants.

Left: The Dane County Farmers' Market is one of many things that make Madison special.

Life in Madison



September 2002

#7 Best Public University in America
2003 *America's Best Colleges*, published
by *U.S. News & World Report*

May 2002

#3 Great Medium-sized
Cities/College Towns
ePodunk.com

May 2002

#2 Best Place to Live and Work
in America
BestJobsUSA.com

March 2002

#1 Best (small) Cities for Women
Ladies Home Journal magazine

November 2001

#2 Mid-size City in the Country
for Cycling
Bicycling magazine

March 2001

#6 Best City for Families
Child magazine

September 2000

One of the Nation's Best Small
Cities for Families
Family Fun magazine

September 2000

#5 Fittest City in America
Shape magazine

September 1999

#2 of 25 Great Towns for Raising an
Outdoor Family
Outdoor Explorer magazine

September 1999

One of the Top 10 Cities to Have It All
A & E Network

September/October 1999

Best City For Quality of Life
Business Development Outlook magazine

August 1999

#2 America's Most Kid-Friendly Cities
Zero Population Growth

August 1999



#10 University for Women Athletes
Sports Illustrated for Women magazine

July 1998 & July 1996

#1 Best Places to Live in America
Money magazine

March 1998

#1 America's Most-Wired Cities
International Demographics





2002-03 WISCONSIN MEN'S BASKETBALL SCHEDULE

NOV. 6	EA SPORTS ALL-STARS*	7 PM	
NOV. 9	INTERNATIONAL TEAM*	7 PM	
NABC Classic (Madison, Wis.)			
NOV. 15	EASTERN WASHINGTON	8 PM	
NOV. 16	WINTHROP/N. ILLINOIS	6 or 8 PM	
NOV. 23	UW-MILWAUKEE	7 PM	
Nov. 30	at UW-Green Bay	1:05 pm	
ACC-Big Ten Challenge (Madison, Wis.)			
DEC. 4	WAKE FOREST	8:30 PM	
DEC. 7	UNLV	11 AM	
DEC. 11	NEW HAMPSHIRE	7 PM	
Dec. 14	at Marquette	7:30 pm	
DEC. 21	TEXAS SOUTHERN	NOON	
DEC. 23	OHIO	7 PM	
Jan. 2	at Temple	6 pm	
JAN. 4	CHICAGO STATE	NOON	
Jan. 8	at Michigan	7 pm	
Jan. 11	at Illinois	3:37 pm	
JAN. 15	MINNESOTA	7 PM	
Jan. 18	at Ohio State	7 pm	
JAN. 22	IOWA	7 PM	
JAN. 29	NORTHWESTERN	7 PM	
FEB. 1	PENN STATE	3:37 PM	
Feb. 5	at Purdue	6 pm	
Feb. 8	at Northwestern	1 pm	
FEB. 11	MICHIGAN STATE	6 PM	
FEB. 15	INDIANA	NOON	
Feb. 19	at Penn State	7 pm	
Feb. 22	at Iowa	3 pm	
FEB. 26	MICHIGAN	8 PM	
Mar. 2	at Minnesota	1 pm	
MAR. 5	ILLINOIS	8 PM	
March 13-16	2003 Big Ten Tournament, Chicago, Ill.		
March 20-23	2003 NCAA Tournament, Rounds 1 & 2		
March 27-30	2003 NCAA Tournament, Regional Semifinals and Finals		
April 5 & 7	2003 NCAA Tournament, Final Four, New Orleans, La.		

Home games listed in BOLD CAPS.
 All times CST and subject to change.
 * denotes exhibition game



UWBADGERS.COM
 The Official Website
 of Wisconsin Athletics